

---

## Transportation Table of Contents

---

<b>Project Title</b>	<b>Page</b>
Transportation: Summary By Project	VII - 1
Transportation: Summary By Revenue Source	VII - 2
2010 Street Bond Repaving Project	VII - 3
Carver Street Extension	VII - 4
Failed and Struggling Development Infrastructure	VII - 5
Fayetteville Road Improvements	VII - 6
Federal-State Matching Projects	VII - 7
Misc Thoroughfares and Street Improvements	VII - 8
NC 751 Widening - Phase I	VII - 9
New Sidewalk Construction	VII - 10
Petition Sidewalk Construction	VII - 11
Sidewalk Repair, ADA and Gaps	VII - 12
Street Maintenance	VII - 13
Traffic Calming	VII - 14

**Program Category: Transportation****SUMMARY BY PROJECT**

<b>Category</b>	<b>Prior Year</b>	<b>FY 2012-13</b>	<b>FY 2013-14</b>	<b>FY 2014-15</b>	<b>FY 2015-16</b>	<b>FY 2016-17</b>	<b>FY 2017-18</b>	<b>Future Years</b>	<b>Total Request</b>
2010 Street Bond Repaving Project	20,000,000	0	0	0	0	0	0	0	20,000,000
Carver Street Extension	7,185,000	5,000,000	0	0	0	0	0	0	12,185,000
Failed and Struggling Development Infrastructure	0	200,000	0	0	0	0	0	0	200,000
Fayetteville Road Improvements	0	1,000,000	2,000,000	6,000,000	0	0	0	0	9,000,000
Federal-State Matching Projects	6,613,909	554,185	1,517,000	445,300	300,000	300,000	0	0	9,730,394
Misc Thoroughfares and Street Improvements	3,310,544	0	0	0	0	0	0	0	3,310,544
NC 751 Widening - Phase I	1,880,000	0	0	1,559,180	2,100,000	5,050,000	0	0	10,589,180
New Sidewalk Construction	6,636,031	250,000	250,000	250,000	250,000	300,000	300,000	600,000	8,836,031
Petition Sidewalk Construction	324,119	100,000	100,000	100,000	100,000	100,000	100,000	200,000	1,124,119
Sidewalk Repair, ADA and Gaps	100,000	0	0	0	0	0	0	0	100,000
Street Maintenance	500,000	0	0	0	0	0	0	0	500,000
Traffic Calming	1,100,000	0	0	0	0	0	0	0	1,100,000
	<b>\$47,649,603</b>	<b>\$7,104,185</b>	<b>\$3,867,000</b>	<b>\$8,354,480</b>	<b>\$2,750,000</b>	<b>\$5,750,000</b>	<b>\$400,000</b>	<b>\$800,000</b>	<b>\$76,675,268</b>

## SUMMARY BY REVENUE SOURCE

Category	Prior Year	FY 2012-13	FY 2013-14	FY 2014-15	FY 2015-16	FY 2016-17	FY 2017-18	Future Years	Total Funds
Unidentified	0	0	1,867,000	795,300	650,000	700,000	400,000	800,000	5,212,300
Rev Unauthorized	0	0	0	0	0	0	0	0	0
Rev Authorized	0	0	0	0	0	0	0	0	0
Pay-As-You-Go	1,204,948	0	0	0	0	0	0	0	1,204,948
Other	1,250,570	0	0	0	0	0	0	0	1,250,570
Intergovernmental	4,978,049	0	0	0	0	0	0	0	4,978,049
Installment Sales	330,000	1,104,185	0	0	0	0	0	0	1,434,185
Impact Fees	9,818,130	6,000,000	2,000,000	7,559,180	2,100,000	5,050,000	0	0	32,527,310
GOB Unauthorized	0	0	0	0	0	0	0	0	0
GOB Authorized	30,067,906	0	0	0	0	0	0	0	30,067,906
	<b>\$47,649,603</b>	<b>\$7,104,185</b>	<b>\$3,867,000</b>	<b>\$8,354,480</b>	<b>\$2,750,000</b>	<b>\$5,750,000</b>	<b>\$400,000</b>	<b>\$800,000</b>	<b>\$76,675,268</b>

**CITY OF DURHAM  
CAPITAL IMPROVEMENTS PROGRAM**

<i>Service Area</i> Transportation	<i>Department</i> Public Works	<i>Division/Program:</i> Engineering	<i>District:</i> All
<i>Project Title</i> 2010 Street Bond Repaving Project		<i>Pin Number</i>	
<i>Master Plan</i>			

**Project Description**

This paving project provides for 158 miles of street repaving which will, when completed, bring all City streets up to a fair condition rating.



<i>PROJECT STATUS - May 2012</i>	<i>PROJECTED DATES:</i>	<i>TYPE REQUEST</i>
Total Expenditures      \$17,043,135	Beginning      11/10 Completion      11/12	Continuation

<i>Appropriation</i>	<i>Prior Year</i>	<i>2012-13</i>	<i>2013-14</i>	<i>2014-15</i>	<i>2015-16</i>	<i>2016-17</i>	<i>2017-18</i>	<i>Future Years</i>	<i>TOTAL</i>
Planning/Design	\$0	\$0	\$0	\$0	\$0	\$0	\$0	\$0	\$0
Land	\$0	\$0	\$0	\$0	\$0	\$0	\$0	\$0	\$0
Construction	20,000,000	\$0	\$0	\$0	\$0	\$0	\$0	\$0	20,000,000
Equip/Furnishings	\$0	\$0	\$0	\$0	\$0	\$0	\$0	\$0	\$0
Contingency	\$0	\$0	\$0	\$0	\$0	\$0	\$0	\$0	\$0
<b><i>Total</i></b>	<b>\$20,000,000</b>	<b>\$0</b>	<b>\$0</b>	<b>\$0</b>	<b>\$0</b>	<b>\$0</b>	<b>\$0</b>	<b>\$0</b>	<b>\$20,000,000</b>

<i>Revenue</i>	<i>Prior Year</i>	<i>2012-13</i>	<i>2013-14</i>	<i>2014-15</i>	<i>2015-16</i>	<i>2016-17</i>	<i>2017-18</i>	<i>Future Years</i>	<i>TOTAL</i>
Pay-As-You-Go	\$0	\$0	\$0	\$0	\$0	\$0	\$0	\$0	\$0
GOB Authorized	20,000,000	\$0	\$0	\$0	\$0	\$0	\$0	\$0	20,000,000
GOB Unauthorized	\$0	\$0	\$0	\$0	\$0	\$0	\$0	\$0	\$0
Rev Authorized	\$0	\$0	\$0	\$0	\$0	\$0	\$0	\$0	\$0
Rev Unauthorized	\$0	\$0	\$0	\$0	\$0	\$0	\$0	\$0	\$0
Installment Sales	\$0	\$0	\$0	\$0	\$0	\$0	\$0	\$0	\$0
Impact Fees	\$0	\$0	\$0	\$0	\$0	\$0	\$0	\$0	\$0
Intergovernmental	\$0	\$0	\$0	\$0	\$0	\$0	\$0	\$0	\$0
Other	\$0	\$0	\$0	\$0	\$0	\$0	\$0	\$0	\$0
Unidentified	\$0	\$0	\$0	\$0	\$0	\$0	\$0	\$0	\$0
<b><i>Total</i></b>	<b>\$20,000,000</b>	<b>\$0</b>	<b>\$0</b>	<b>\$0</b>	<b>\$0</b>	<b>\$0</b>	<b>\$0</b>	<b>\$0</b>	<b>\$20,000,000</b>

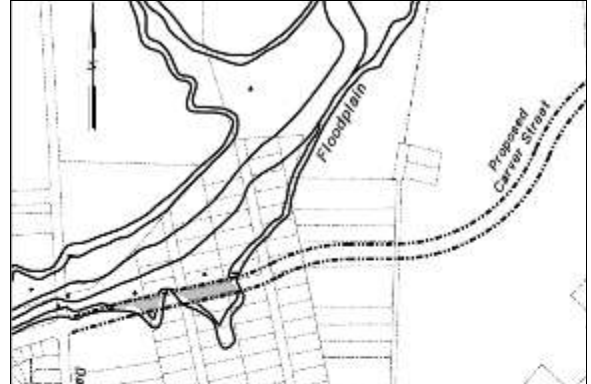
<i>Operating</i>	<i>Prior Year</i>	<i>2012-13</i>	<i>2013-14</i>	<i>2014-15</i>	<i>2015-16</i>	<i>2016-17</i>	<i>2017-18</i>	<i>Future Years</i>	<i>TOTAL</i>
Capital Outlay	\$0	\$0	\$0	\$0	\$0	\$0	\$0	\$0	\$0
Maint/Operations	\$0	\$0	\$0	\$0	\$0	\$0	\$0	\$0	\$0
Personnel	\$0	\$0	\$0	\$0	\$0	\$0	\$0	\$0	\$0
<b><i>Total</i></b>	<b>\$0</b>	<b>\$0</b>	<b>\$0</b>	<b>\$0</b>	<b>\$0</b>	<b>\$0</b>	<b>\$0</b>	<b>\$0</b>	<b>\$0</b>

**CITY OF DURHAM  
CAPITAL IMPROVEMENTS PROGRAM**

<i>Service Area</i> Transportation	<i>Department</i> Public Works	<i>Division/Program:</i> Engineering	<i>District:</i> 2
<i>Project Title</i> Carver Street Extension		<i>Pin Number</i> 0833-01-45-7719	
<i>Master Plan</i> Long Range Transportation Plan			

**Project Description**

This project extends Carver Street one mile in northeastern Durham from Danube Lane east to Hamlin Road.



<i>PROJECT STATUS - May 2012</i>	<i>PROJECTED DATES:</i>	<i>TYPE REQUEST</i>
Total Expenditures      \$1,080,309	Beginning      07/12 Completion      07/14	Revision

<i>Appropriation</i>	<i>Prior Year</i>	<i>2012-13</i>	<i>2013-14</i>	<i>2014-15</i>	<i>2015-16</i>	<i>2016-17</i>	<i>2017-18</i>	<i>Future Years</i>	<i>TOTAL</i>
Planning/Design	\$2,050,000	\$0	\$0	\$0	\$0	\$0	\$0	\$0	\$2,050,000
Land	\$2,635,000	\$1,000,000	\$0	\$0	\$0	\$0	\$0	\$0	\$3,635,000
Construction	\$2,500,000	\$4,000,000	\$0	\$0	\$0	\$0	\$0	\$0	\$6,500,000
<b><i>Total</i></b>	<b>\$7,185,000</b>	<b>\$5,000,000</b>	<b>\$0</b>	<b>\$0</b>	<b>\$0</b>	<b>\$0</b>	<b>\$0</b>	<b>\$0</b>	<b>\$12,185,000</b>


<i>Revenue</i>	<i>Prior Year</i>	<i>2012-13</i>	<i>2013-14</i>	<i>2014-15</i>	<i>2015-16</i>	<i>2016-17</i>	<i>2017-18</i>	<i>Future Years</i>	<i>TOTAL</i>
Pay-As-You-Go	\$0	\$0	\$0	\$0	\$0	\$0	\$0	\$0	\$0
GOB Authorized	\$0	\$0	\$0	\$0	\$0	\$0	\$0	\$0	\$0
GOB Unauthorized	\$0	\$0	\$0	\$0	\$0	\$0	\$0	\$0	\$0
Rev Authorized	\$0	\$0	\$0	\$0	\$0	\$0	\$0	\$0	\$0
Rev Unauthorized	\$0	\$0	\$0	\$0	\$0	\$0	\$0	\$0	\$0
Installment Sales	\$0	\$0	\$0	\$0	\$0	\$0	\$0	\$0	\$0
Impact Fees	\$7,185,000	\$5,000,000	\$0	\$0	\$0	\$0	\$0	\$0	12,185,000
Intergovernmental	\$0	\$0	\$0	\$0	\$0	\$0	\$0	\$0	\$0
Other	\$0	\$0	\$0	\$0	\$0	\$0	\$0	\$0	\$0
Unidentified	\$0	\$0	\$0	\$0	\$0	\$0	\$0	\$0	\$0
<b><i>Total</i></b>	<b>\$7,185,000</b>	<b>\$5,000,000</b>	<b>\$0</b>	<b>\$0</b>	<b>\$0</b>	<b>\$0</b>	<b>\$0</b>	<b>\$0</b>	<b>\$12,185,000</b>

<i>Operating</i>	<i>Prior Year</i>	<i>2012-13</i>	<i>2013-14</i>	<i>2014-15</i>	<i>2015-16</i>	<i>2016-17</i>	<i>2017-18</i>	<i>Future Years</i>	<i>TOTAL</i>
Capital Outlay	\$0	\$0	\$0	\$0	\$0	\$0	\$0	\$0	\$0
Maint/Operations	\$0	\$0	\$0	\$0	\$0	\$0	\$0	\$0	\$0
Personnel	\$0	\$0	\$0	\$0	\$0	\$0	\$0	\$0	\$0
<b><i>Total</i></b>	<b>\$0</b>	<b>\$0</b>	<b>\$0</b>	<b>\$0</b>	<b>\$0</b>	<b>\$0</b>	<b>\$0</b>	<b>\$0</b>	<b>\$0</b>

**CITY OF DURHAM  
CAPITAL IMPROVEMENTS PROGRAM**

<i>Service Area</i> Transportation	<i>Department</i> Public Works	<i>Division/Program:</i> Engineering	<i>District:</i> All
---------------------------------------	-----------------------------------	---	-------------------------

<i>Project Title</i> Failed and Struggling Development Infrastructure	<i>Pin Number</i>	<i>Master Plan</i>
--	-------------------	--------------------

<p><i>Project Description</i></p> <p>Funding for completion of infrastructure in Failed and Struggling Developments. Failed and Struggling Developments are a new category of funding that has arisen from the economic downturn of 2007. Bonding for completion of the infrastructure in these neighborhoods is inadequate. Some of the funding needs will be recouped by assessment of the property owners. There remains a shortfall.</p>	
--	--

<i>PROJECT STATUS - May 2012</i>	<i>PROJECTED DATES:</i>	<i>TYPE REQUEST</i>
Total Expenditures	Beginning 07/12 Completion 12/13	New
\$0		

<i>Appropriation</i>	<i>Prior Year</i>	<i>2012-13</i>	<i>2013-14</i>	<i>2014-15</i>	<i>2015-16</i>	<i>2016-17</i>	<i>2017-18</i>	<i>Future Years</i>	<i>TOTAL</i>
Planning/Design	\$0	\$0	\$0	\$0	\$0	\$0	\$0	\$0	\$0
Land	\$0	\$0	\$0	\$0	\$0	\$0	\$0	\$0	\$0
Construction	\$0	\$200,000	\$0	\$0	\$0	\$0	\$0	\$0	\$200,000
Equip/Furnishings	\$0	\$0	\$0	\$0	\$0	\$0	\$0	\$0	\$0
Contingency	\$0	\$0	\$0	\$0	\$0	\$0	\$0	\$0	\$0
<b><i>Total</i></b>	<b>\$0</b>	<b>\$200,000</b>	<b>\$0</b>	<b>\$0</b>	<b>\$0</b>	<b>\$0</b>	<b>\$0</b>	<b>\$0</b>	<b>\$200,000</b>

<i>Revenue</i>	<i>Prior Year</i>	<i>2012-13</i>	<i>2013-14</i>	<i>2014-15</i>	<i>2015-16</i>	<i>2016-17</i>	<i>2017-18</i>	<i>Future Years</i>	<i>TOTAL</i>
Pay-As-You-Go	\$0	\$0	\$0	\$0	\$0	\$0	\$0	\$0	\$0
GOB Authorized	\$0	\$0	\$0	\$0	\$0	\$0	\$0	\$0	\$0
GOB Unauthorized	\$0	\$0	\$0	\$0	\$0	\$0	\$0	\$0	\$0
Rev Authorized	\$0	\$0	\$0	\$0	\$0	\$0	\$0	\$0	\$0
Rev Unauthorized	\$0	\$0	\$0	\$0	\$0	\$0	\$0	\$0	\$0
Installment Sales	\$0	\$200,000	\$0	\$0	\$0	\$0	\$0	\$0	\$200,000
Impact Fees	\$0	\$0	\$0	\$0	\$0	\$0	\$0	\$0	\$0
Intergovernmental	\$0	\$0	\$0	\$0	\$0	\$0	\$0	\$0	\$0
Other	\$0	\$0	\$0	\$0	\$0	\$0	\$0	\$0	\$0
Unidentified	\$0	\$0	\$0	\$0	\$0	\$0	\$0	\$0	\$0
<b><i>Total</i></b>	<b>\$0</b>	<b>\$200,000</b>	<b>\$0</b>	<b>\$0</b>	<b>\$0</b>	<b>\$0</b>	<b>\$0</b>	<b>\$0</b>	<b>\$200,000</b>

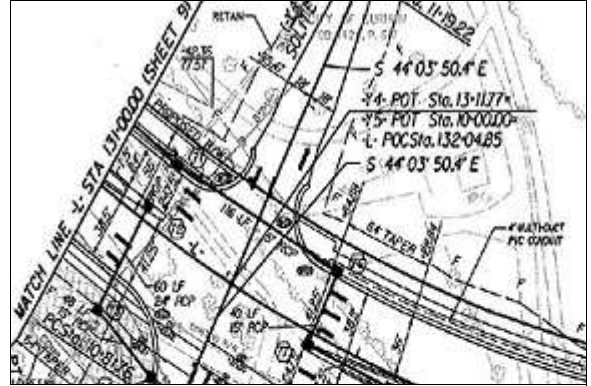
<i>Operating</i>	<i>Prior Year</i>	<i>2012-13</i>	<i>2013-14</i>	<i>2014-15</i>	<i>2015-16</i>	<i>2016-17</i>	<i>2017-18</i>	<i>Future Years</i>	<i>TOTAL</i>
Capital Outlay	\$0	\$0	\$0	\$0	\$0	\$0	\$0	\$0	\$0
Maint/Operations	\$0	\$0	\$0	\$0	\$0	\$0	\$0	\$0	\$0
Personnel	\$0	\$0	\$0	\$0	\$0	\$0	\$0	\$0	\$0
<b><i>Total</i></b>	<b>\$0</b>	<b>\$0</b>	<b>\$0</b>	<b>\$0</b>	<b>\$0</b>	<b>\$0</b>	<b>\$0</b>	<b>\$0</b>	<b>\$0</b>

**CITY OF DURHAM  
CAPITAL IMPROVEMENTS PROGRAM**

<i>Service Area</i> Transportation	<i>Department</i> Public Works	<i>Division/Program:</i> Engineering	<i>District:</i> 4
<i>Project Title</i> Fayetteville Road Improvements		<i>Pin Number</i> 0729-02-76-3045	
<i>Master Plan</i> Long Range Transportation Plan			

**Project Description**

This project will provide improvements to Fayetteville Road that promotes safety and better traffic flow. The project limits are from Riddle Road south to Woodcroft Parkway.



<i>PROJECT STATUS -</i> May 2012		<i>PROJECTED DATES:</i>	<i>TYPE REQUEST</i>
Total Expenditures	\$0	Beginning 07/12 Completion 12/15	New

<i>Appropriation</i>	Prior Year	2012-13	2013-14	2014-15	2015-16	2016-17	2017-18	<i>Future Years</i>	TOTAL
Planning/Design	\$0	\$1,000,000	\$0	\$0	\$0	\$0	\$0	\$0	\$1,000,000
Land	\$0	\$0	\$2,000,000	\$0	\$0	\$0	\$0	\$0	\$2,000,000
Construction	\$0	\$0	\$0	\$6,000,000	\$0	\$0	\$0	\$0	\$6,000,000
Equip/Furnishings	\$0	\$0	\$0	\$0	\$0	\$0	\$0	\$0	\$0
Contingency	\$0	\$0	\$0	\$0	\$0	\$0	\$0	\$0	\$0
<b>Total</b>	<b>\$0</b>	<b>\$1,000,000</b>	<b>\$2,000,000</b>	<b>\$6,000,000</b>	<b>\$0</b>	<b>\$0</b>	<b>\$0</b>	<b>\$0</b>	<b>\$9,000,000</b>

<i>Revenue</i>	Prior Year	2012-13	2013-14	2014-15	2015-16	2016-17	2017-18	<i>Future Years</i>	TOTAL
Pay-As-You-Go	\$0	\$0	\$0	\$0	\$0	\$0	\$0	\$0	\$0
GOB Authorized	\$0	\$0	\$0	\$0	\$0	\$0	\$0	\$0	\$0
GOB Unauthorized	\$0	\$0	\$0	\$0	\$0	\$0	\$0	\$0	\$0
Rev Authorized	\$0	\$0	\$0	\$0	\$0	\$0	\$0	\$0	\$0
Rev Unauthorized	\$0	\$0	\$0	\$0	\$0	\$0	\$0	\$0	\$0
Installment Sales	\$0	\$0	\$0	\$0	\$0	\$0	\$0	\$0	\$0
Impact Fees	\$0	\$1,000,000	\$2,000,000	\$6,000,000	\$0	\$0	\$0	\$0	\$9,000,000
Intergovernmental	\$0	\$0	\$0	\$0	\$0	\$0	\$0	\$0	\$0
Other	\$0	\$0	\$0	\$0	\$0	\$0	\$0	\$0	\$0
Unidentified	\$0	\$0	\$0	\$0	\$0	\$0	\$0	\$0	\$0
<b>Total</b>	<b>\$0</b>	<b>\$1,000,000</b>	<b>\$2,000,000</b>	<b>\$6,000,000</b>	<b>\$0</b>	<b>\$0</b>	<b>\$0</b>	<b>\$0</b>	<b>\$9,000,000</b>

<i>Operating</i>	Prior Year	2012-13	2013-14	2014-15	2015-16	2016-17	2017-18	<i>Future Years</i>	TOTAL
Capital Outlay	\$0	\$0	\$0	\$0	\$0	\$0	\$0	\$0	\$0
Maint/Operations	\$0	\$0	\$0	\$0	\$0	\$0	\$0	\$0	\$0
Personnel	\$0	\$0	\$0	\$0	\$0	\$0	\$0	\$0	\$0
<b>Total</b>	<b>\$0</b>	<b>\$0</b>	<b>\$0</b>	<b>\$0</b>	<b>\$0</b>	<b>\$0</b>	<b>\$0</b>	<b>\$0</b>	<b>\$0</b>

**CITY OF DURHAM  
CAPITAL IMPROVEMENTS PROGRAM**

<i>Service Area</i> Transportation	<i>Department</i> Transportation	<i>Division/Program:</i> Transportation	<i>District:</i> All
<i>Project Title</i> Federal-State Matching Projects		<i>Pin Number</i>	
		<i>Master Plan</i> Long Range Transportation Plan (LRTP)	

*Project Description*

The project provides local matching funds for federal and State transportation grants for various sidewalk, bike lane, roadway appearance, intersection capacity and safety improvement projects. These occur citywide.



<i>PROJECT STATUS - May 2012</i>		<i>PROJECTED DATES:</i>	<i>TYPE REQUEST</i>
Total Expenditures	\$2,423,422	Beginning	07/04
		Completion	06/17
			Continuation

<i>Appropriation</i>	<i>Prior Year</i>	<i>2012-13</i>	<i>2013-14</i>	<i>2014-15</i>	<i>2015-16</i>	<i>2016-17</i>	<i>2017-18</i>	<i>Future Years</i>	<i>TOTAL</i>
Planning/Design	\$1,124,726	\$0	\$0	\$0	\$0	\$0	\$0	\$0	\$1,124,726
Land	\$367,010	\$0	\$0	\$0	\$0	\$0	\$0	\$0	\$367,010
Construction	\$5,122,173	\$554,185	\$1,517,000	\$445,300	\$300,000	\$300,000	\$0	\$0	\$8,238,658
Equip/Furnishings	\$0	\$0	\$0	\$0	\$0	\$0	\$0	\$0	\$0
Contingency	\$0	\$0	\$0	\$0	\$0	\$0	\$0	\$0	\$0
<b><i>Total</i></b>	<b>\$6,613,909</b>	<b>\$554,185</b>	<b>\$1,517,000</b>	<b>\$445,300</b>	<b>\$300,000</b>	<b>\$300,000</b>	<b>\$0</b>	<b>\$0</b>	<b>\$9,730,394</b>

<i>Revenue</i>	<i>Prior Year</i>	<i>2012-13</i>	<i>2013-14</i>	<i>2014-15</i>	<i>2015-16</i>	<i>2016-17</i>	<i>2017-18</i>	<i>Future Years</i>	<i>TOTAL</i>
Pay-As-You-Go	\$500,000	\$0	\$0	\$0	\$0	\$0	\$0	\$0	\$500,000
GOB Authorized	\$4,041,139	\$0	\$0	\$0	\$0	\$0	\$0	\$0	\$4,041,139
GOB Unauthorized	\$0	\$0	\$0	\$0	\$0	\$0	\$0	\$0	\$0
Rev Authorized	\$0	\$0	\$0	\$0	\$0	\$0	\$0	\$0	\$0
Rev Unauthorized	\$0	\$0	\$0	\$0	\$0	\$0	\$0	\$0	\$0
Installment Sales	\$230,000	\$554,185	\$0	\$0	\$0	\$0	\$0	\$0	\$784,185
Impact Fees	\$753,130	\$0	\$0	\$0	\$0	\$0	\$0	\$0	\$753,130
Intergovernmental	\$980,000	\$0	\$0	\$0	\$0	\$0	\$0	\$0	\$980,000
Other	\$109,640	\$0	\$0	\$0	\$0	\$0	\$0	\$0	\$109,640
Unidentified	\$0	\$0	\$1,517,000	\$445,300	\$300,000	\$300,000	\$0	\$0	\$2,562,300
<b><i>Total</i></b>	<b>\$6,613,909</b>	<b>\$554,185</b>	<b>\$1,517,000</b>	<b>\$445,300</b>	<b>\$300,000</b>	<b>\$300,000</b>	<b>\$0</b>	<b>\$0</b>	<b>\$9,730,394</b>

<i>Operating</i>	<i>Prior Year</i>	<i>2012-13</i>	<i>2013-14</i>	<i>2014-15</i>	<i>2015-16</i>	<i>2016-17</i>	<i>2017-18</i>	<i>Future Years</i>	<i>TOTAL</i>
Capital Outlay	\$0	\$0	\$0	\$0	\$0	\$0	\$0	\$0	\$0
Maint/Operations	\$0	\$0	\$0	\$0	\$0	\$0	\$0	\$0	\$0
Personnel	\$0	\$0	\$0	\$0	\$0	\$0	\$0	\$0	\$0
<b><i>Total</i></b>	<b>\$0</b>	<b>\$0</b>	<b>\$0</b>	<b>\$0</b>	<b>\$0</b>	<b>\$0</b>	<b>\$0</b>	<b>\$0</b>	<b>\$0</b>



**CITY OF DURHAM  
CAPITAL IMPROVEMENTS PROGRAM**

<i>Service Area</i> Transportation	<i>Department</i> Transportation	<i>Division/Program:</i> Transportation	<i>District:</i> All
<i>Project Title</i> Misc Thoroughfares and Street Improvements		<i>Pin Number</i>	
		<i>Master Plan</i> Long Range Transportation Plan	

*Project Description*

This project provides funding to construct missing segments of streets between those segments not built by developers, plus other improvements like turn lanes, intersection widening, new signals and railroad crossings. Projects are citywide.



<i>PROJECT STATUS - May 2012</i>		<i>PROJECTED DATES:</i>	<i>TYPE REQUEST</i>
Total Expenditures	\$2,516,619	Beginning 07/04 Completion 07/13	Continuation

<i>Appropriation</i>	<i>Prior Year</i>	<i>2012-13</i>	<i>2013-14</i>	<i>2014-15</i>	<i>2015-16</i>	<i>2016-17</i>	<i>2017-18</i>	<i>Future Years</i>	<i>TOTAL</i>
Planning/Design	\$1,090,606	\$0	\$0	\$0	\$0	\$0	\$0	\$0	\$1,090,606
Land	\$0	\$0	\$0	\$0	\$0	\$0	\$0	\$0	\$0
Construction	\$1,196,153	\$0	\$0	\$0	\$0	\$0	\$0	\$0	\$1,196,153
Equip/Furnishings	\$1,001,123	\$0	\$0	\$0	\$0	\$0	\$0	\$0	\$1,001,123
Contingency	\$22,662	\$0	\$0	\$0	\$0	\$0	\$0	\$0	\$22,662
<b><i>Total</i></b>	<b>\$3,310,544</b>	<b>\$0</b>	<b>\$0</b>	<b>\$0</b>	<b>\$0</b>	<b>\$0</b>	<b>\$0</b>	<b>\$0</b>	<b>\$3,310,544</b>

<i>Revenue</i>	<i>Prior Year</i>	<i>2012-13</i>	<i>2013-14</i>	<i>2014-15</i>	<i>2015-16</i>	<i>2016-17</i>	<i>2017-18</i>	<i>Future Years</i>	<i>TOTAL</i>
Pay-As-You-Go	\$604,948	\$0	\$0	\$0	\$0	\$0	\$0	\$0	\$604,948
GOB Authorized	\$1,576,767	\$0	\$0	\$0	\$0	\$0	\$0	\$0	\$1,576,767
GOB Unauthorized	\$0	\$0	\$0	\$0	\$0	\$0	\$0	\$0	\$0
Rev Authorized	\$0	\$0	\$0	\$0	\$0	\$0	\$0	\$0	\$0
Rev Unauthorized	\$0	\$0	\$0	\$0	\$0	\$0	\$0	\$0	\$0
Installment Sales	\$0	\$0	\$0	\$0	\$0	\$0	\$0	\$0	\$0
Impact Fees	\$0	\$0	\$0	\$0	\$0	\$0	\$0	\$0	\$0
Intergovernmental	\$959,918	\$0	\$0	\$0	\$0	\$0	\$0	\$0	\$959,918
Other	\$168,911	\$0	\$0	\$0	\$0	\$0	\$0	\$0	\$168,911
Unidentified	\$0	\$0	\$0	\$0	\$0	\$0	\$0	\$0	\$0
<b><i>Total</i></b>	<b>\$3,310,544</b>	<b>\$0</b>	<b>\$0</b>	<b>\$0</b>	<b>\$0</b>	<b>\$0</b>	<b>\$0</b>	<b>\$0</b>	<b>\$3,310,544</b>

<i>Operating</i>	<i>Prior Year</i>	<i>2012-13</i>	<i>2013-14</i>	<i>2014-15</i>	<i>2015-16</i>	<i>2016-17</i>	<i>2017-18</i>	<i>Future Years</i>	<i>TOTAL</i>
Capital Outlay	\$0	\$0	\$0	\$0	\$0	\$0	\$0	\$0	\$0
Maint/Operations	\$0	\$0	\$0	\$0	\$0	\$0	\$0	\$0	\$0
Personnel	\$0	\$0	\$0	\$0	\$0	\$0	\$0	\$0	\$0
<b><i>Total</i></b>	<b>\$0</b>	<b>\$0</b>	<b>\$0</b>	<b>\$0</b>	<b>\$0</b>	<b>\$0</b>	<b>\$0</b>	<b>\$0</b>	<b>\$0</b>

**CITY OF DURHAM  
CAPITAL IMPROVEMENTS PROGRAM**

<i>Service Area</i> Transportation	<i>Department</i> Public Works	<i>Division/Program:</i> Engineering	<i>District:</i> 3
<i>Project Title</i> NC 751 Widening - Phase I		<i>Pin Number</i>	
		<i>Master Plan</i> Long Range Transportation Plan	

**Project Description**

This project widens 0.75 miles of NC Highway 751 from South Roxboro Street to NC 54 from 2 to 4 lanes with a landscaped median and sidewalks. The project will ease traffic congestion around southwest Durham.



<i>PROJECT STATUS - May 2012</i>	<i>PROJECTED DATES:</i>	<i>TYPE REQUEST</i>
Total Expenditures \$91,700	Beginning 03/09 Completion 09/18	Revision

<i>Appropriation</i>	<i>Prior Year</i>	<i>2012-13</i>	<i>2013-14</i>	<i>2014-15</i>	<i>2015-16</i>	<i>2016-17</i>	<i>2017-18</i>	<i>Future Years</i>	<i>TOTAL</i>
Planning/Design	\$1,080,000	\$0	\$0	\$1,559,180	\$0	\$0	\$0	\$0	\$2,639,180
Land	\$800,000	\$0	\$0	\$0	\$2,100,000	\$0	\$0	\$0	\$2,900,000
Construction	\$0	\$0	\$0	\$0	\$0	\$5,050,000	\$0	\$0	\$5,050,000
<b><i>Total</i></b>	<b>\$1,880,000</b>	<b>\$0</b>	<b>\$0</b>	<b>\$1,559,180</b>	<b>\$2,100,000</b>	<b>\$5,050,000</b>	<b>\$0</b>	<b>\$0</b>	<b>\$10,589,180</b>

<i>Revenue</i>	<i>Prior Year</i>	<i>2012-13</i>	<i>2013-14</i>	<i>2014-15</i>	<i>2015-16</i>	<i>2016-17</i>	<i>2017-18</i>	<i>Future Years</i>	<i>TOTAL</i>
Pay-As-You-Go	\$0	\$0	\$0	\$0	\$0	\$0	\$0	\$0	\$0
GOB Authorized	\$0	\$0	\$0	\$0	\$0	\$0	\$0	\$0	\$0
GOB Unauthorized	\$0	\$0	\$0	\$0	\$0	\$0	\$0	\$0	\$0
Rev Authorized	\$0	\$0	\$0	\$0	\$0	\$0	\$0	\$0	\$0
Rev Unauthorized	\$0	\$0	\$0	\$0	\$0	\$0	\$0	\$0	\$0
Installment Sales	\$0	\$0	\$0	\$0	\$0	\$0	\$0	\$0	\$0
Impact Fees	\$1,880,000	\$0	\$0	\$1,559,180	\$2,100,000	\$5,050,000	\$0	\$0	10,589,180
Intergovernmental	\$0	\$0	\$0	\$0	\$0	\$0	\$0	\$0	\$0
Other	\$0	\$0	\$0	\$0	\$0	\$0	\$0	\$0	\$0
Unidentified	\$0	\$0	\$0	\$0	\$0	\$0	\$0	\$0	\$0
<b><i>Total</i></b>	<b>\$1,880,000</b>	<b>\$0</b>	<b>\$0</b>	<b>\$1,559,180</b>	<b>\$2,100,000</b>	<b>\$5,050,000</b>	<b>\$0</b>	<b>\$0</b>	<b>\$10,589,180</b>

<i>Operating</i>	<i>Prior Year</i>	<i>2012-13</i>	<i>2013-14</i>	<i>2014-15</i>	<i>2015-16</i>	<i>2016-17</i>	<i>2017-18</i>	<i>Future Years</i>	<i>TOTAL</i>
Capital Outlay	\$0	\$0	\$0	\$0	\$0	\$0	\$0	\$0	\$0
Maint/Operations	\$0	\$0	\$0	\$0	\$0	\$0	\$0	\$0	\$0
Personnel	\$0	\$0	\$0	\$0	\$0	\$0	\$0	\$0	\$0
<b><i>Total</i></b>	<b>\$0</b>	<b>\$0</b>	<b>\$0</b>	<b>\$0</b>	<b>\$0</b>	<b>\$0</b>	<b>\$0</b>	<b>\$0</b>	<b>\$0</b>

**CITY OF DURHAM  
CAPITAL IMPROVEMENTS PROGRAM**

<i>Service Area</i> Transportation	<i>Department</i> Public Works	<i>Division/Program:</i> Engineering	<i>District:</i> All
<i>Project Title</i> New Sidewalk Construction		<i>Pin Number</i>	
		<i>Master Plan</i> Durham Walks Pedestrian Plan	

*Project Description*

This project funds new sidewalk construction citywide based on the Durham Walks Pedestrian Plan. Projects provide better pedestrian access to schools and bus stops, improve pedestrian safety, and improve the City's appearance.



<i>PROJECT STATUS - May 2012</i>		<i>PROJECTED DATES:</i>	<i>TYPE REQUEST</i>
Total Expenditures	\$3,599,680	Beginning	07/12
		Completion	07/18
			Continuation

<i>Appropriation</i>	<i>Prior Year</i>	<i>2012-13</i>	<i>2013-14</i>	<i>2014-15</i>	<i>2015-16</i>	<i>2016-17</i>	<i>2017-18</i>	<i>Future Years</i>	<i>TOTAL</i>
Planning/Design	\$49,771	\$0	\$0	\$0	\$0	\$0	\$0	\$0	\$49,771
Land	\$11,080	\$0	\$0	\$0	\$0	\$0	\$0	\$0	\$11,080
Construction	\$6,575,180	\$250,000	\$250,000	\$250,000	\$250,000	\$300,000	\$300,000	\$600,000	\$8,775,180
<b><i>Total</i></b>	<b>\$6,636,031</b>	<b>\$250,000</b>	<b>\$250,000</b>	<b>\$250,000</b>	<b>\$250,000</b>	<b>\$300,000</b>	<b>\$300,000</b>	<b>\$600,000</b>	<b>\$8,836,031</b>

<i>Revenue</i>	<i>Prior Year</i>	<i>2012-13</i>	<i>2013-14</i>	<i>2014-15</i>	<i>2015-16</i>	<i>2016-17</i>	<i>2017-18</i>	<i>Future Years</i>	<i>TOTAL</i>
Pay-As-You-Go	\$0	\$0	\$0	\$0	\$0	\$0	\$0	\$0	\$0
GOB Authorized	\$3,350,000	\$0	\$0	\$0	\$0	\$0	\$0	\$0	\$3,350,000
GOB Unauthorized	\$0	\$0	\$0	\$0	\$0	\$0	\$0	\$0	\$0
Rev Authorized	\$0	\$0	\$0	\$0	\$0	\$0	\$0	\$0	\$0
Rev Unauthorized	\$0	\$0	\$0	\$0	\$0	\$0	\$0	\$0	\$0
Installment Sales	\$0	\$250,000	\$0	\$0	\$0	\$0	\$0	\$0	\$250,000
Impact Fees	\$0	\$0	\$0	\$0	\$0	\$0	\$0	\$0	\$0
Intergovernmental	\$3,038,131	\$0	\$0	\$0	\$0	\$0	\$0	\$0	\$3,038,131
Other	\$247,900	\$0	\$0	\$0	\$0	\$0	\$0	\$0	\$247,900
Unidentified	\$0	\$0	\$250,000	\$250,000	\$250,000	\$300,000	\$300,000	\$600,000	\$1,950,000
<b><i>Total</i></b>	<b>\$6,636,031</b>	<b>\$250,000</b>	<b>\$250,000</b>	<b>\$250,000</b>	<b>\$250,000</b>	<b>\$300,000</b>	<b>\$300,000</b>	<b>\$600,000</b>	<b>\$8,836,031</b>

<i>Operating</i>	<i>Prior Year</i>	<i>2012-13</i>	<i>2013-14</i>	<i>2014-15</i>	<i>2015-16</i>	<i>2016-17</i>	<i>2017-18</i>	<i>Future Years</i>	<i>TOTAL</i>
Capital Outlay	\$0	\$0	\$0	\$0	\$0	\$0	\$0	\$0	\$0
Maint/Operations	\$0	\$0	\$0	\$0	\$0	\$0	\$0	\$0	\$0
Personnel	\$0	\$0	\$0	\$0	\$0	\$0	\$0	\$0	\$0
<b><i>Total</i></b>	<b>\$0</b>	<b>\$0</b>	<b>\$0</b>	<b>\$0</b>	<b>\$0</b>	<b>\$0</b>	<b>\$0</b>	<b>\$0</b>	<b>\$0</b>

**CITY OF DURHAM  
CAPITAL IMPROVEMENTS PROGRAM**

<i>Service Area</i> Transportation	<i>Department</i> Public Works	<i>Division/Program:</i> Engineering	<i>District:</i> All
<i>Project Title</i> Petition Sidewalk Construction		<i>Pin Number</i>	
		<i>Master Plan</i> Durham Walks Pedestrian Plan	

**Project Description**

This program includes funding for construction of new sidewalks requested by citizen petition. The program improves pedestrian safety, encourages walking, provides better pedestrian access to schools and bus stops, and improves the City's appearance. Currently there are eleven ordered sidewalk projects.



<i>PROJECT STATUS -</i> May 2012	<i>PROJECTED DATES:</i>	<i>TYPE REQUEST</i>
Total Expenditures \$32,900	Beginning 10/12 Completion 09/18	Revision

<i>Appropriation</i>	<i>Prior Year</i>	<i>2012-13</i>	<i>2013-14</i>	<i>2014-15</i>	<i>2015-16</i>	<i>2016-17</i>	<i>2017-18</i>	<i>Future Years</i>	<i>TOTAL</i>
Planning/Design	\$0	\$0	\$0	\$0	\$0	\$0	\$0	\$0	\$0
Land	\$0	\$0	\$0	\$0	\$0	\$0	\$0	\$0	\$0
Construction	\$324,119	\$100,000	\$100,000	\$100,000	\$100,000	\$100,000	\$100,000	\$200,000	\$1,124,119
Equip/Furnishings	\$0	\$0	\$0	\$0	\$0	\$0	\$0	\$0	\$0
Contingency	\$0	\$0	\$0	\$0	\$0	\$0	\$0	\$0	\$0
<b><i>Total</i></b>	<b>\$324,119</b>	<b>\$100,000</b>	<b>\$100,000</b>	<b>\$100,000</b>	<b>\$100,000</b>	<b>\$100,000</b>	<b>\$100,000</b>	<b>\$200,000</b>	<b>\$1,124,119</b>

<i>Revenue</i>	<i>Prior Year</i>	<i>2012-13</i>	<i>2013-14</i>	<i>2014-15</i>	<i>2015-16</i>	<i>2016-17</i>	<i>2017-18</i>	<i>Future Years</i>	<i>TOTAL</i>
Pay-As-You-Go	\$100,000	\$0	\$0	\$0	\$0	\$0	\$0	\$0	\$100,000
GOB Authorized	\$0	\$0	\$0	\$0	\$0	\$0	\$0	\$0	\$0
GOB Unauthorized	\$0	\$0	\$0	\$0	\$0	\$0	\$0	\$0	\$0
Rev Authorized	\$0	\$0	\$0	\$0	\$0	\$0	\$0	\$0	\$0
Rev Unauthorized	\$0	\$0	\$0	\$0	\$0	\$0	\$0	\$0	\$0
Installment Sales	\$100,000	\$100,000	\$0	\$0	\$0	\$0	\$0	\$0	\$200,000
Impact Fees	\$0	\$0	\$0	\$0	\$0	\$0	\$0	\$0	\$0
Intergovernmental	\$0	\$0	\$0	\$0	\$0	\$0	\$0	\$0	\$0
Other	\$124,119	\$0	\$0	\$0	\$0	\$0	\$0	\$0	\$124,119
Unidentified	\$0	\$0	\$100,000	\$100,000	\$100,000	\$100,000	\$100,000	\$200,000	\$700,000
<b><i>Total</i></b>	<b>\$324,119</b>	<b>\$100,000</b>	<b>\$100,000</b>	<b>\$100,000</b>	<b>\$100,000</b>	<b>\$100,000</b>	<b>\$100,000</b>	<b>\$200,000</b>	<b>\$1,124,119</b>

<i>Operating</i>	<i>Prior Year</i>	<i>2012-13</i>	<i>2013-14</i>	<i>2014-15</i>	<i>2015-16</i>	<i>2016-17</i>	<i>2017-18</i>	<i>Future Years</i>	<i>TOTAL</i>
Capital Outlay	\$0	\$0	\$0	\$0	\$0	\$0	\$0	\$0	\$0
Maint/Operations	\$0	\$0	\$0	\$0	\$0	\$0	\$0	\$0	\$0
Personnel	\$0	\$0	\$0	\$0	\$0	\$0	\$0	\$0	\$0
<b><i>Total</i></b>	<b>\$0</b>	<b>\$0</b>	<b>\$0</b>	<b>\$0</b>	<b>\$0</b>	<b>\$0</b>	<b>\$0</b>	<b>\$0</b>	<b>\$0</b>

**CITY OF DURHAM  
CAPITAL IMPROVEMENTS PROGRAM**

<i>Service Area</i> Transportation	<i>Department</i> Public Works	<i>Division/Program:</i> Engineering	<i>District:</i> All
<i>Project Title</i> Sidewalk Repair, ADA and Gaps		<i>Pin Number</i>	
		<i>Master Plan</i> Pedestrian Master Plan	

*Project Description*

This program includes funding for on-going repair, maintenance and ADA required improvements to existing City sidewalks. The program improves pedestrian safety, encourages walking, provides better access for pedestrians and preserves City sidewalk assets.



<i>PROJECT STATUS - May 2012</i>		<i>PROJECTED DATES:</i>	<i>TYPE REQUEST</i>
Total Expenditures	\$0	Beginning 07/11 Completion 06/13	Continuation

<i>Appropriation</i>	Prior Year	2012-13	2013-14	2014-15	2015-16	2016-17	2017-18	<i>Future Years</i>	TOTAL
Planning/Design	\$0	\$0	\$0	\$0	\$0	\$0	\$0	\$0	\$0
Land	\$0	\$0	\$0	\$0	\$0	\$0	\$0	\$0	\$0
Construction	\$100,000	\$0	\$0	\$0	\$0	\$0	\$0	\$0	\$100,000
Equip/Furnishings	\$0	\$0	\$0	\$0	\$0	\$0	\$0	\$0	\$0
Contingency	\$0	\$0	\$0	\$0	\$0	\$0	\$0	\$0	\$0
<b><i>Total</i></b>	<b>\$100,000</b>	<b>\$0</b>	<b>\$0</b>	<b>\$0</b>	<b>\$0</b>	<b>\$0</b>	<b>\$0</b>	<b>\$0</b>	<b>\$100,000</b>

<i>Revenue</i>	Prior Year	2012-13	2013-14	2014-15	2015-16	2016-17	2017-18	<i>Future Years</i>	TOTAL
Pay-As-You-Go	\$0	\$0	\$0	\$0	\$0	\$0	\$0	\$0	\$0
GOB Authorized	\$0	\$0	\$0	\$0	\$0	\$0	\$0	\$0	\$0
GOB Unauthorized	\$0	\$0	\$0	\$0	\$0	\$0	\$0	\$0	\$0
Rev Authorized	\$0	\$0	\$0	\$0	\$0	\$0	\$0	\$0	\$0
Rev Unauthorized	\$0	\$0	\$0	\$0	\$0	\$0	\$0	\$0	\$0
Installment Sales	\$0	\$0	\$0	\$0	\$0	\$0	\$0	\$0	\$0
Impact Fees	\$0	\$0	\$0	\$0	\$0	\$0	\$0	\$0	\$0
Intergovernmental	\$0	\$0	\$0	\$0	\$0	\$0	\$0	\$0	\$0
Other	\$100,000	\$0	\$0	\$0	\$0	\$0	\$0	\$0	\$100,000
Unidentified	\$0	\$0	\$0	\$0	\$0	\$0	\$0	\$0	\$0
<b><i>Total</i></b>	<b>\$100,000</b>	<b>\$0</b>	<b>\$0</b>	<b>\$0</b>	<b>\$0</b>	<b>\$0</b>	<b>\$0</b>	<b>\$0</b>	<b>\$100,000</b>

<i>Operating</i>	Prior Year	2012-13	2013-14	2014-15	2015-16	2016-17	2017-18	<i>Future Years</i>	TOTAL
Capital Outlay	\$0	\$0	\$0	\$0	\$0	\$0	\$0	\$0	\$0
Maint/Operations	\$0	\$0	\$0	\$0	\$0	\$0	\$0	\$0	\$0
Personnel	\$0	\$0	\$0	\$0	\$0	\$0	\$0	\$0	\$0
<b><i>Total</i></b>	<b>\$0</b>	<b>\$0</b>	<b>\$0</b>	<b>\$0</b>	<b>\$0</b>	<b>\$0</b>	<b>\$0</b>	<b>\$0</b>	<b>\$0</b>

**CITY OF DURHAM  
CAPITAL IMPROVEMENTS PROGRAM**

<i>Service Area</i> Transportation	<i>Department</i> Public Works	<i>Division/Program:</i>	<i>District:</i> All
<i>Project Title</i> Street Maintenance		<i>Pin Number</i>	
<i>Master Plan</i>			

*Project Description*

This project provides maintenance and repairs to City of Durham Streets.



<i>PROJECT STATUS -</i> May 2012		<i>PROJECTED DATES:</i>	<i>TYPE REQUEST</i>
Total Expenditures	\$0	Beginning 07/11 Completion 06/13	Continuation

<i>Appropriation</i>	Prior Year	2012-13	2013-14	2014-15	2015-16	2016-17	2017-18	<i>Future Years</i>	TOTAL
Planning/Design	\$0	\$0	\$0	\$0	\$0	\$0	\$0	\$0	\$0
Land	\$0	\$0	\$0	\$0	\$0	\$0	\$0	\$0	\$0
Construction	\$500,000	\$0	\$0	\$0	\$0	\$0	\$0	\$0	\$500,000
Equip/Furnishings	\$0	\$0	\$0	\$0	\$0	\$0	\$0	\$0	\$0
Contingency	\$0	\$0	\$0	\$0	\$0	\$0	\$0	\$0	\$0
<b><i>Total</i></b>	<b>\$500,000</b>	<b>\$0</b>	<b>\$0</b>	<b>\$0</b>	<b>\$0</b>	<b>\$0</b>	<b>\$0</b>	<b>\$0</b>	<b>\$500,000</b>

<i>Revenue</i>	Prior Year	2012-13	2013-14	2014-15	2015-16	2016-17	2017-18	<i>Future Years</i>	TOTAL
Pay-As-You-Go	\$0	\$0	\$0	\$0	\$0	\$0	\$0	\$0	\$0
GOB Authorized	\$0	\$0	\$0	\$0	\$0	\$0	\$0	\$0	\$0
GOB Unauthorized	\$0	\$0	\$0	\$0	\$0	\$0	\$0	\$0	\$0
Rev Authorized	\$0	\$0	\$0	\$0	\$0	\$0	\$0	\$0	\$0
Rev Unauthorized	\$0	\$0	\$0	\$0	\$0	\$0	\$0	\$0	\$0
Installment Sales	\$0	\$0	\$0	\$0	\$0	\$0	\$0	\$0	\$0
Impact Fees	\$0	\$0	\$0	\$0	\$0	\$0	\$0	\$0	\$0
Intergovernmental	\$0	\$0	\$0	\$0	\$0	\$0	\$0	\$0	\$0
Other	\$500,000	\$0	\$0	\$0	\$0	\$0	\$0	\$0	\$500,000
Unidentified	\$0	\$0	\$0	\$0	\$0	\$0	\$0	\$0	\$0
<b><i>Total</i></b>	<b>\$500,000</b>	<b>\$0</b>	<b>\$0</b>	<b>\$0</b>	<b>\$0</b>	<b>\$0</b>	<b>\$0</b>	<b>\$0</b>	<b>\$500,000</b>

<i>Operating</i>	Prior Year	2012-13	2013-14	2014-15	2015-16	2016-17	2017-18	<i>Future Years</i>	TOTAL
Capital Outlay	\$0	\$0	\$0	\$0	\$0	\$0	\$0	\$0	\$0
Maint/Operations	\$0	\$0	\$0	\$0	\$0	\$0	\$0	\$0	\$0
Personnel	\$0	\$0	\$0	\$0	\$0	\$0	\$0	\$0	\$0
<b><i>Total</i></b>	<b>\$0</b>	<b>\$0</b>	<b>\$0</b>	<b>\$0</b>	<b>\$0</b>	<b>\$0</b>	<b>\$0</b>	<b>\$0</b>	<b>\$0</b>



**CITY OF DURHAM  
CAPITAL IMPROVEMENTS PROGRAM**

<i>Service Area</i> Transportation	<i>Department</i> Transportation	<i>Division/Program:</i> Transportation	<i>District:</i> All
<i>Project Title</i> Traffic Calming		<i>Pin Number</i>	
		<i>Master Plan</i> Durham Comprehensive Plan	

**Project Description**

This project provides the implementation of speed reduction measures that have broad popularity with the public including speed humps, roundabouts and traffic diverters that make neighborhoods more pedestrian-friendly. Projects are citywide.



<i>PROJECT STATUS - May 2012</i>	<i>PROJECTED DATES:</i>	<i>TYPE REQUEST</i>
Total Expenditures                      \$600,551	Beginning                      07/04 Completion                      07/16	Continuation

<i>Appropriation</i>	<i>Prior Year</i>	<i>2012-13</i>	<i>2013-14</i>	<i>2014-15</i>	<i>2015-16</i>	<i>2016-17</i>	<i>2017-18</i>	<i>Future Years</i>	<i>TOTAL</i>
Planning/Design	\$135,465	\$0	\$0	\$0	\$0	\$0	\$0	\$0	\$135,465
Land	\$0	\$0	\$0	\$0	\$0	\$0	\$0	\$0	\$0
Construction	\$964,535	\$0	\$0	\$0	\$0	\$0	\$0	\$0	\$964,535
Equip/Furnishings	\$0	\$0	\$0	\$0	\$0	\$0	\$0	\$0	\$0
Contingency	\$0	\$0	\$0	\$0	\$0	\$0	\$0	\$0	\$0
<b><i>Total</i></b>	<b>\$1,100,000</b>	<b>\$0</b>	<b>\$0</b>	<b>\$0</b>	<b>\$0</b>	<b>\$0</b>	<b>\$0</b>	<b>\$0</b>	<b>\$1,100,000</b>

<i>Revenue</i>	<i>Prior Year</i>	<i>2012-13</i>	<i>2013-14</i>	<i>2014-15</i>	<i>2015-16</i>	<i>2016-17</i>	<i>2017-18</i>	<i>Future Years</i>	<i>TOTAL</i>
Pay-As-You-Go	\$0	\$0	\$0	\$0	\$0	\$0	\$0	\$0	\$0
GOB Authorized	\$1,100,000	\$0	\$0	\$0	\$0	\$0	\$0	\$0	\$1,100,000
GOB Unauthorized	\$0	\$0	\$0	\$0	\$0	\$0	\$0	\$0	\$0
Rev Authorized	\$0	\$0	\$0	\$0	\$0	\$0	\$0	\$0	\$0
Rev Unauthorized	\$0	\$0	\$0	\$0	\$0	\$0	\$0	\$0	\$0
Installment Sales	\$0	\$0	\$0	\$0	\$0	\$0	\$0	\$0	\$0
Impact Fees	\$0	\$0	\$0	\$0	\$0	\$0	\$0	\$0	\$0
Intergovernmental	\$0	\$0	\$0	\$0	\$0	\$0	\$0	\$0	\$0
Other	\$0	\$0	\$0	\$0	\$0	\$0	\$0	\$0	\$0
Unidentified	\$0	\$0	\$0	\$0	\$0	\$0	\$0	\$0	\$0
<b><i>Total</i></b>	<b>\$1,100,000</b>	<b>\$0</b>	<b>\$0</b>	<b>\$0</b>	<b>\$0</b>	<b>\$0</b>	<b>\$0</b>	<b>\$0</b>	<b>\$1,100,000</b>

<i>Operating</i>	<i>Prior Year</i>	<i>2012-13</i>	<i>2013-14</i>	<i>2014-15</i>	<i>2015-16</i>	<i>2016-17</i>	<i>2017-18</i>	<i>Future Years</i>	<i>TOTAL</i>
Capital Outlay	\$0	\$0	\$0	\$0	\$0	\$0	\$0	\$0	\$0
Maint/Operations	\$0	\$0	\$0	\$0	\$0	\$0	\$0	\$0	\$0
Personnel	\$0	\$0	\$0	\$0	\$0	\$0	\$0	\$0	\$0
<b><i>Total</i></b>	<b>\$0</b>	<b>\$0</b>	<b>\$0</b>	<b>\$0</b>	<b>\$0</b>	<b>\$0</b>	<b>\$0</b>	<b>\$0</b>	<b>\$0</b>