

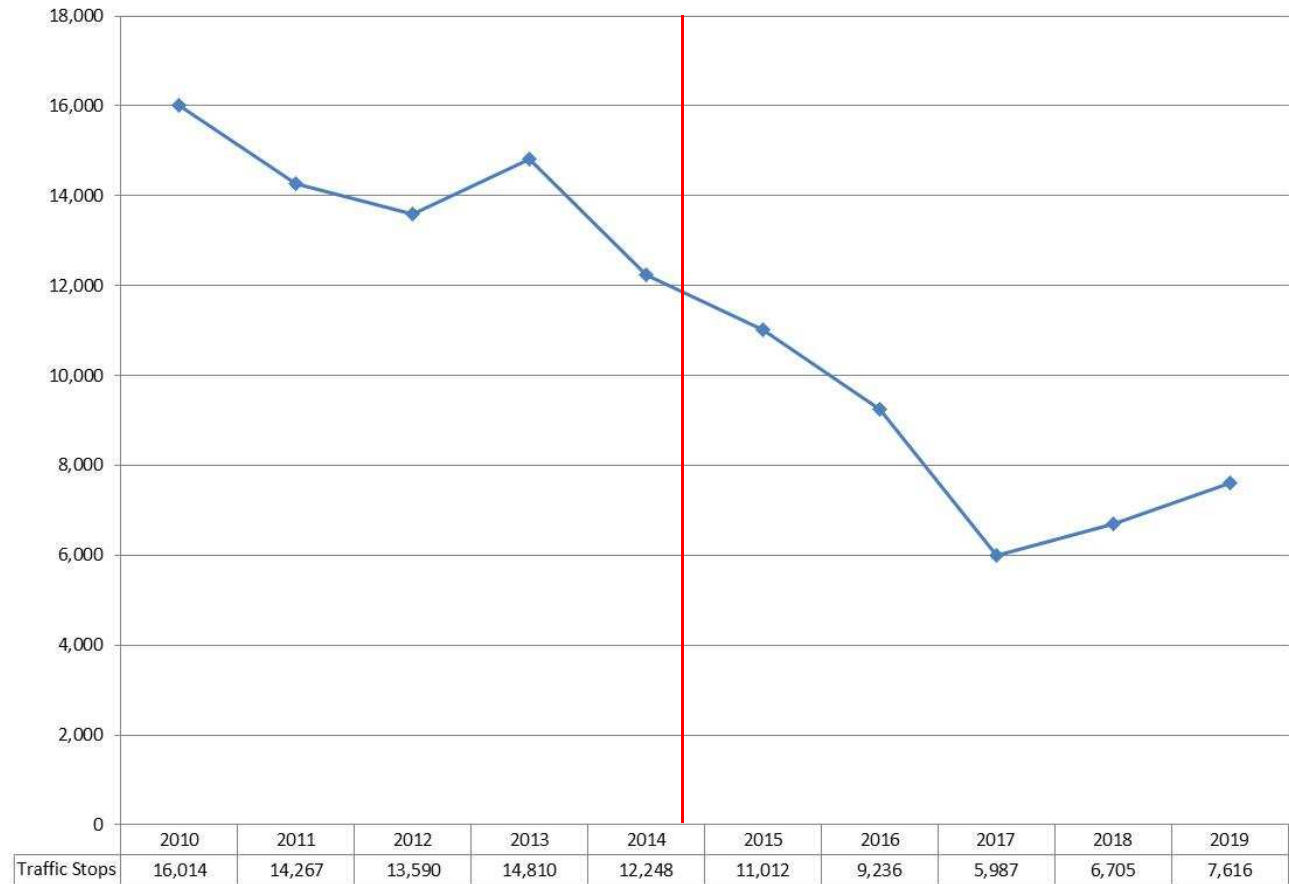


Durham Police Department

2019 Traffic Stop Report | January - June

- Traffic stops are up 14% from 2018, and down 52% from 2010
- Written consent for searches to vehicles was implemented as a policy in October 2014

Total Traffic Stops by Year (Jan-Jun)



919.560.4322

DurhamNC.gov

Follow Us @CityofDurhamNC



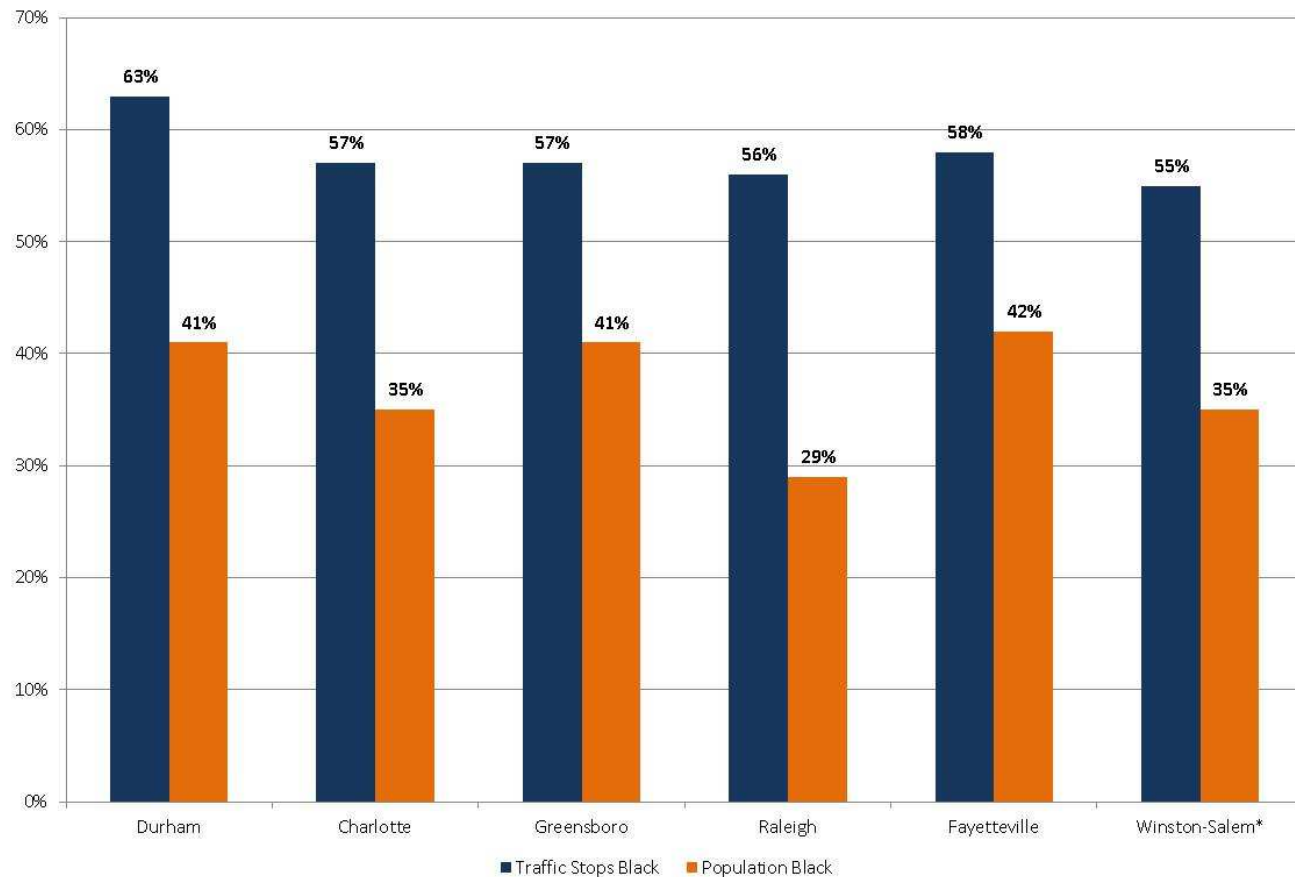
- Durham ratio of black drivers stopped ranges from 58% to 63% during the years 2015-2019
- No difference between daylight and darkness

Total Traffic Stops in 2019:	
Durham	7,613
Charlotte	48,758
Greensboro	9,551
Raleigh	24,079
Fayetteville	22,792
Winston-Salem*	2,569

* Incomplete data



2019 Traffic Stop Racial Disparity (Jan-Jun)



919.560.4322

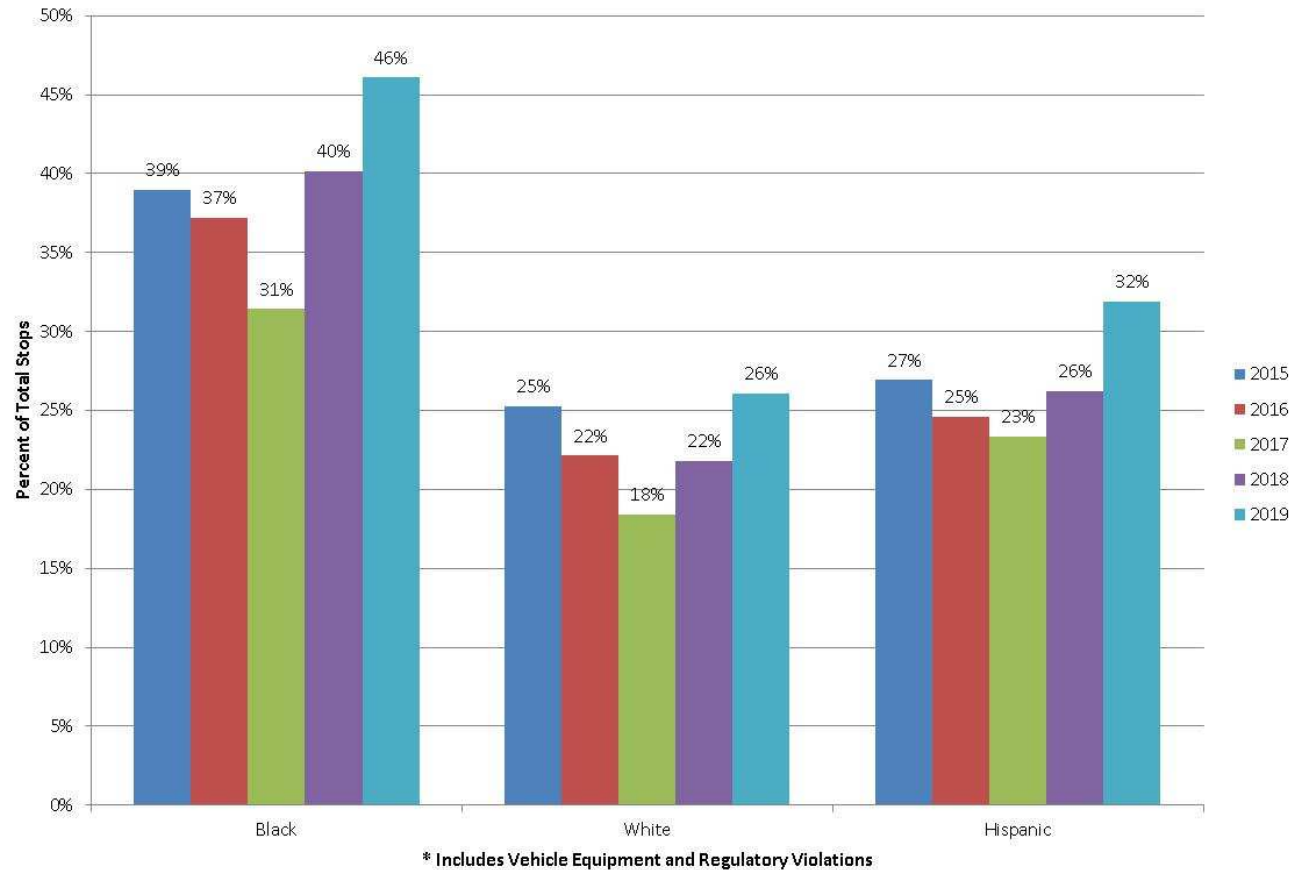
DurhamNC.gov

Follow Us @CityofDurhamNC



- 59% of all probable cause searches in 2019 came from these types of violations for Black drivers; 56% White and 59% Hispanic
- No enforcement action was taken in 61% of all stops for Black drivers in 2019; 53% White and 46% Hispanic

Reason for Stop: Vehicle-Based Violations*



919.560.4322

DurhamNC.gov

Follow Us @CityofDurhamNC

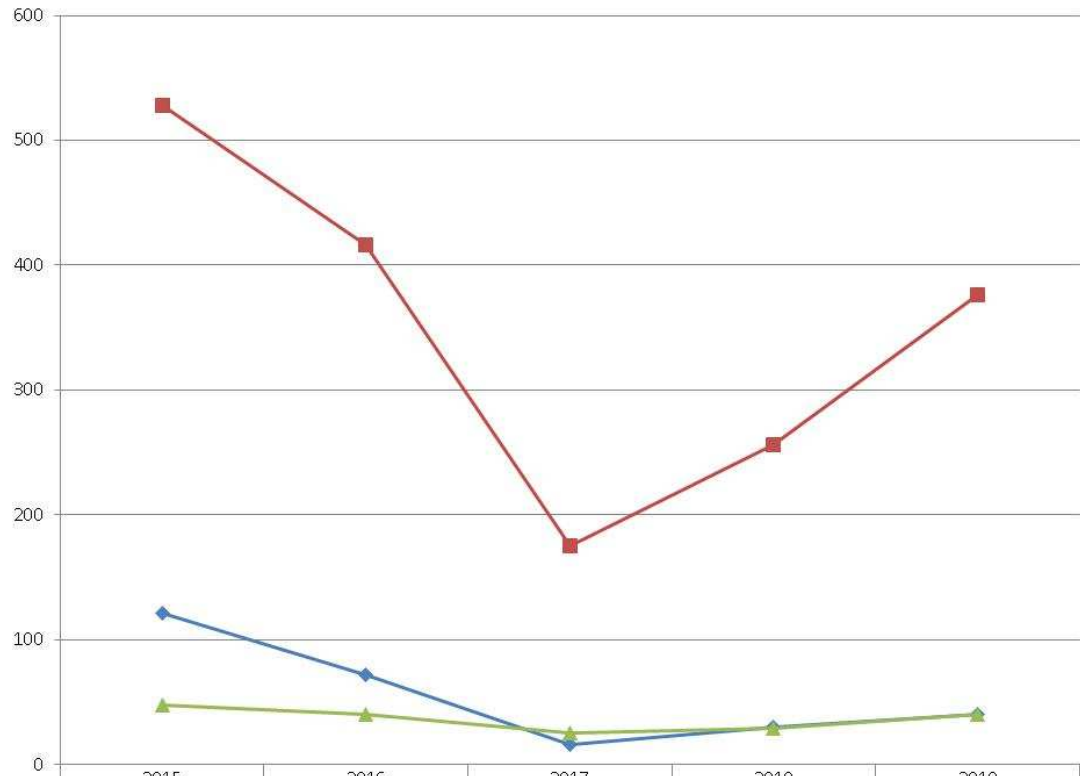


- The ratio of traffic stops in which there was a search went up in 2019 for Black drivers, and down for White and Hispanic drivers

	2015	2016	2017	2018	2019
Black	9.78%	8.68%	5.32%	6.72%	8.67%
White	2.53%	2.46%	1.79%	2.30%	2.11%
Hispanic	4.18%	4.19%	2.82%	4.49%	3.01%

- The ratio of Consent searches in which contraband was found was 8% in 2019; 51% for Probable Cause and 15% for Search Incident to Arrest

Total Searches by Year (Jan-Jun)



	2015	2016	2017	2018	2019
Consent	121	72	16	30	40
Probable Cause	528	416	175	256	376
Search Incident to Arrest	48	40	25	29	40



919.560.4322

DurhamNC.gov

Follow Us @CityofDurhamNC



- A 'hit' is defined as a search in which some contraband (i.e. drugs, money, weapons, etc.) is located, regardless of whether it was the type originally being sought

Drugs	177
Alcohol	12
Money	15
Weapons	33
Other	16
2019 Total	253

Total Percent of Searches with a Hit (Jan-Jun)



The total hit rate was 43.55% for all search types and demographics



919.560.4322

DurhamNC.gov

Follow Us @CityofDurhamNC



Traffic Stop Trend Analysis

- The frequency of traffic stops is up over the last two years, but well below most other major North Carolina agencies.
- Vehicle-based violations are more represented over the last two years, and produce the majority of searches for all major racial/ethnic groups.
- Black drivers are searched at a higher rate than White and Hispanic drivers, but have enforcement action taken against them less frequently.
- The hit rate on searches in 2019 was the highest over the last 10 years for all major racial/ethnic groups.
- Traffic stops and searches are up over the last two years overall, but they lead to less enforcement and more contraband found.

