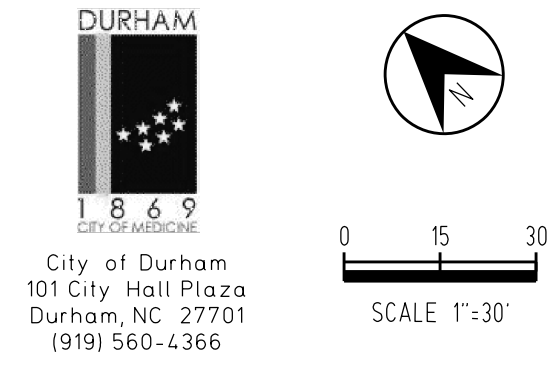
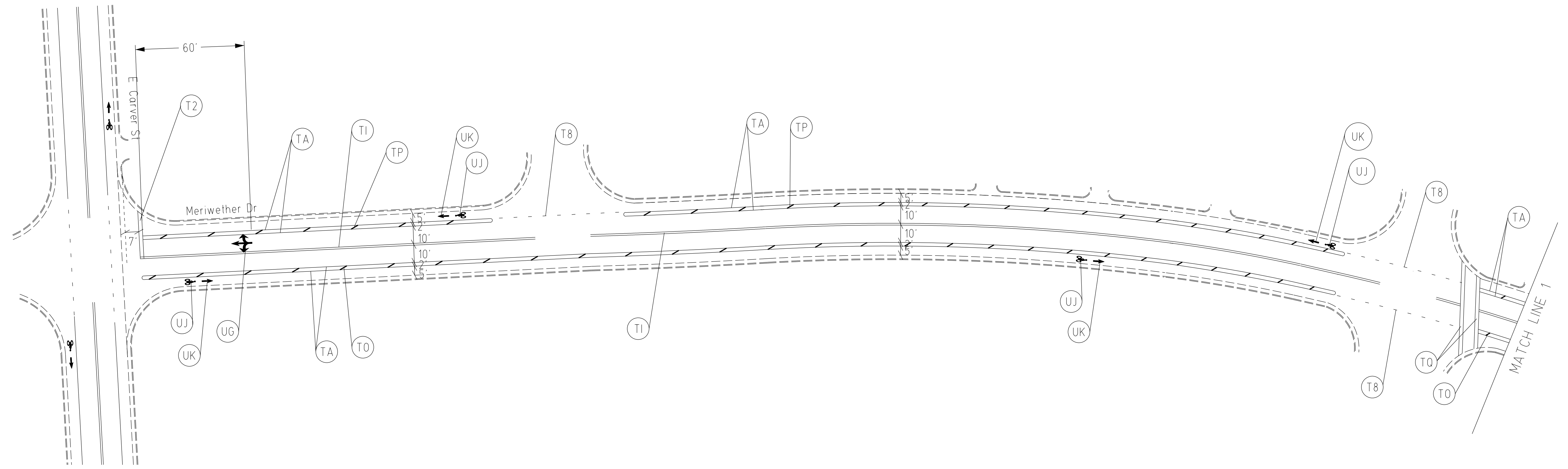


T2 THERMO WHITE STOPBAR (24", 120 mils)
 T8 THERMO 2'-6"/SP WHITE MINI-SKIP (4", 120 mils)
 TA THERMO WHITE EDGELINE (4", 90 mils)
 TI THERMO YELLOW DOUBLE CENTER (4" 120 mils)
 TO WHITE DIAGONAL (8", 90 mils)
 TQ THERMO WHITE CROSSWALK LINE (8", 120 mils)
 UG COMBO LEFT/RIGHT/STRAIGHT ARROW (90 mils)
 UJ THERMO BICYCLE SYMBOL (90 mils)
 UK THERMO BICYCLE STRAIGHT ARROW (90 mils)

NOTES
 THE FOLLOWING GENERAL NOTES APPLY AT ALL TIMES FOR THE DURATION OF THE CONSTRUCTION PROJECT, EXCEPT WHEN OTHERWISE NOTED IN THE PLAN, OR DIRECTED BY THE ENGINEER.
 1) PLACE TWO APPLICATIONS OF PAINT PAVEMENT MARKINGS ON THE FINAL WEARING SURFACE PLACE THE SECOND APPLICATION OF PAINT UPON SUFFICIENT DRYING TIME OF THE FIRST.
 2) TIE PROPOSED PAVEMENT MARKING LINES TO EXISTING PAVEMENT MARKING LINES.
 3) STOP BAR LOCATION AT NON-SIGNALIZED INTERSECTIONS MAY BE ADJUSTED AS DIRECTED BY THE ENGINEER.
 4) UNLESS OTHERWISE SPECIFIED, HEATED-IN-PLACE THERMOPLASTIC MAY BE USED IN LIEU OF EXTRUDED THERMOPLASTIC FOR STOPBARS, SYMBOLS, CHARACTERS AND DIAGONALS IF HEATED-IN-PLACE IS USED, IT SHALL BE PAID FOR USING THE EXTRUDED THERMOPLASTIC PAY ITEM.
 5) ALL STOPBARS SHALL BE LOCATED 4 FEET BEHIND AND PARALLEL TO CROSSWALKS.



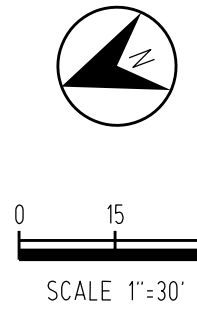
TIP NO.	SHEET NO.
	PMP-1
APPROVED: _____	
DATE: _____	
SEAL	



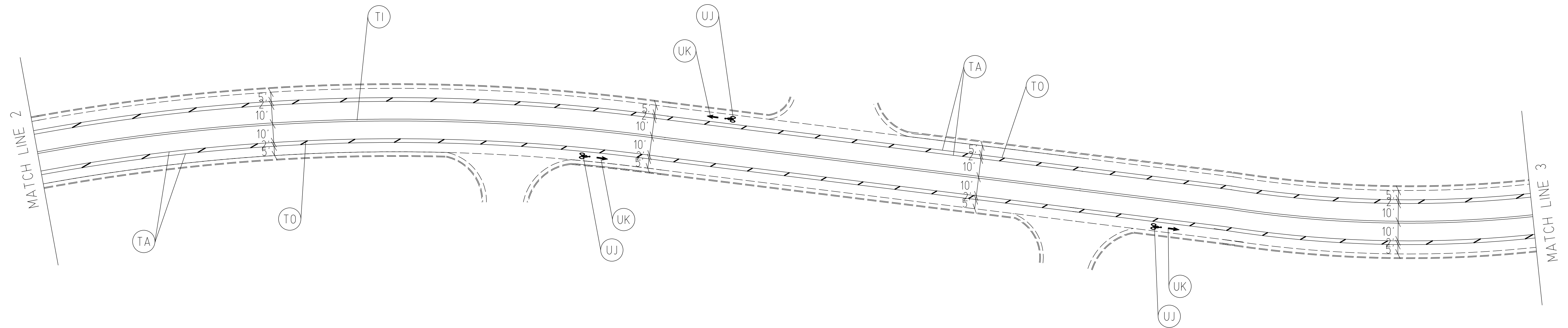
PAVEMENT MARKING DETAIL
Meriwether St

T2 THERMO WHITE STOPBAR (24", 120 mils)
 T8 THERMO 2'-6"/SP WHITE MINI-SKIP (4", 120 mils)
 TA THERMO WHITE EDGELINE (4", 90 mils)
 TI THERMO YELLOW DOUBLE CENTER (4" 120 mils)
 TO WHITE DIAGONAL (8", 90 mils)
 TQ THERMO WHITE CROSSWALK LINE (8", 120 mils)
 UG COMBO LEFT/RIGHT/STRAIGHT ARROW (90 mils)
 UJ THERMO BICYCLE SYMBOL (90 mils)
 UK THERMO BICYCLE STRAIGHT ARROW (90 mils)

NOTES
 THE FOLLOWING GENERAL NOTES APPLY AT ALL TIMES FOR THE DURATION OF THE CONSTRUCTION PROJECT, EXCEPT WHEN OTHERWISE NOTED IN THE PLAN, OR DIRECTED BY THE ENGINEER.
 1) PLACE TWO APPLICATIONS OF PAINT PAVEMENT MARKINGS ON THE FINAL WEARING SURFACE. PLACE THE SECOND APPLICATION OF PAINT UPON SUFFICIENT DRYING TIME OF THE FIRST.
 2) TIE PROPOSED PAVEMENT MARKING LINES TO EXISTING PAVEMENT MARKING LINES.
 3) STOP BAR LOCATION AT NON-SIGNALIZED INTERSECTIONS MAY BE ADJUSTED AS DIRECTED BY THE ENGINEER.
 4) UNLESS OTHERWISE SPECIFIED, HEATED-IN-PLACE THERMOPLASTIC MAY BE USED IN LIEU OF EXTRUDED THERMOPLASTIC FOR STOPBARS, SYMBOLS, CHARACTERS AND DIAGONALS IF HEATED-IN-PLACE IS USED, IT SHALL BE PAID FOR USING THE EXTRUDED THERMOPLASTIC PAY ITEM.
 5) ALL STOPBARS SHALL BE LOCATED 4 FEET BEHIND AND PARALLEL TO CROSSWALKS.



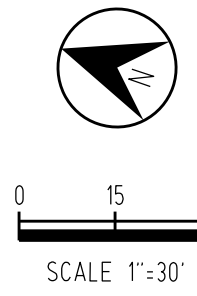
TIP NO.	SHEET NO.
	PMP-3
APPROVED: _____	
DATE: _____	
SEAL	



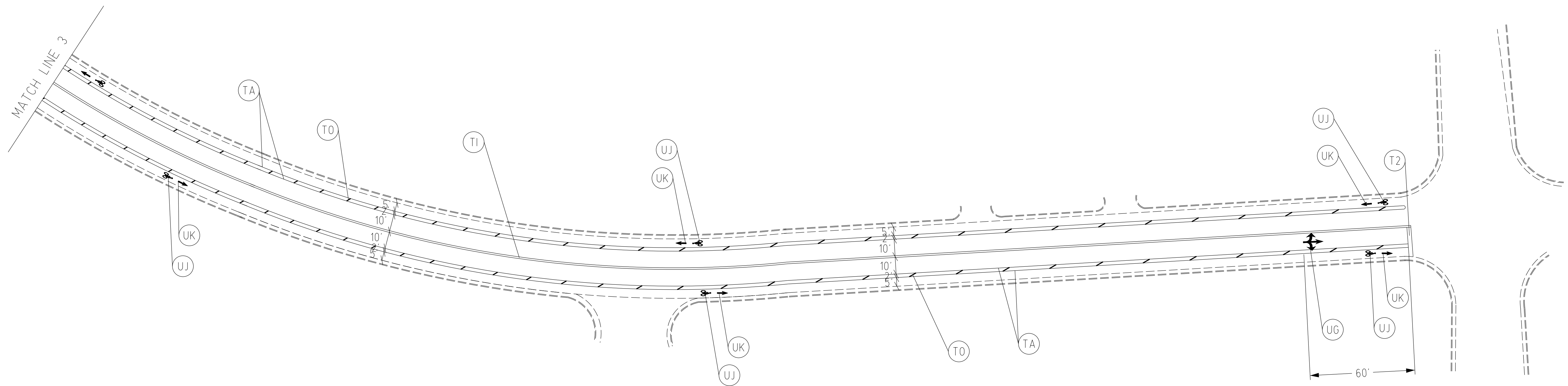
PAVEMENT MARKING DETAIL
Meriwether St

T2 THERMO WHITE STOPBAR (24", 120 mils)
 T8 THERMO 2'-6"/SP WHITE MINI-SKIP (4", 120 mils)
 TA THERMO WHITE EDGELINE (4", 90 mils)
 TI THERMO YELLOW DOUBLE CENTER (4" 120 mils)
 TO WHITE DIAGONAL (8", 90 mils)
 TQ THERMO WHITE CROSSWALK LINE (8", 120 mils)
 UG COMBO LEFT/RIGHT/STRAIGHT ARROW (90 mils)
 UJ THERMO BICYCLE SYMBOL (90 mils)
 UK THERMO BICYCLE STRAIGHT ARROW (90 mils)

NOTES
 THE FOLLOWING GENERAL NOTES APPLY AT ALL TIMES FOR THE DURATION OF THE CONSTRUCTION PROJECT, EXCEPT WHEN OTHERWISE NOTED IN THE PLAN, OR DIRECTED BY THE ENGINEER.
 1) PLACE TWO APPLICATIONS OF PAINT PAVEMENT MARKINGS ON THE FINAL WEARING SURFACE PLACE THE SECOND APPLICATION OF PAINT UPON SUFFICIENT DRYING TIME OF THE FIRST.
 2) TIE PROPOSED PAVEMENT MARKING LINES TO EXISTING PAVEMENT MARKING LINES.
 3) STOP BAR LOCATION AT NON-SIGNALIZED INTERSECTIONS MAY BE ADJUSTED AS DIRECTED BY THE ENGINEER.
 4) UNLESS OTHERWISE SPECIFIED, HEATED-IN-PLACE THERMOPLASTIC MAY BE USED IN LIEU OF EXTRUDED THERMOPLASTIC FOR STOPBARS, SYMBOLS, CHARACTERS AND DIAGONALS IF HEATED-IN-PLACE IS USED, IT SHALL BE PAID FOR USING THE EXTRUDED THERMOPLASTIC PAY ITEM.
 5) ALL STOPBARS SHALL BE LOCATED 4 FEET BEHIND AND PARALLEL TO CROSSWALKS.



TIP NO.	SHEET NO.
	PMP-4
APPROVED: _____	
DATE: _____	
SEAL	

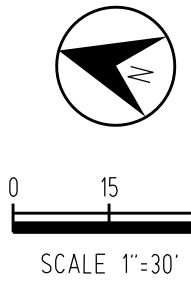


PAVEMENT MARKING DETAIL
Meriwether St

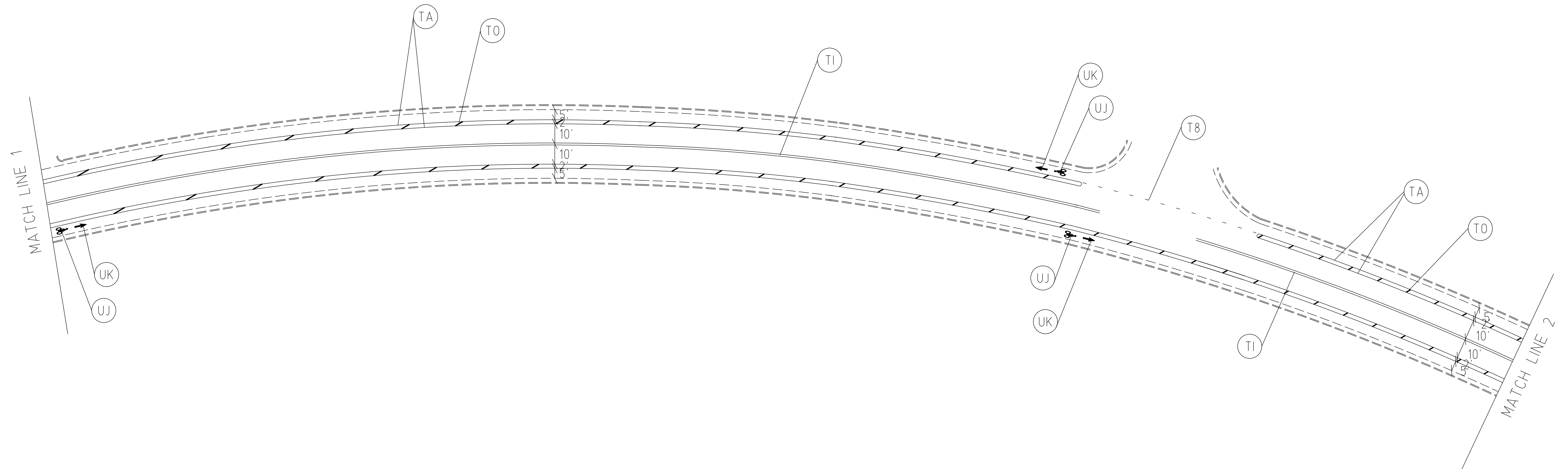
T2 THERMO WHITE STOPBAR (24", 120 mils)
 T8 THERMO 2'-6"/SP WHITE MINI-SKIP (4", 120 mils)
 TA THERMO WHITE EDGELINE (4", 90 mils)
 TI THERMO YELLOW DOUBLE CENTER (4" 120 mils)
 TO WHITE DIAGONAL (8", 90 mils)
 TQ THERMO WHITE CROSSWALK LINE (8", 120 mils)
 UG COMBO LEFT/RIGHT/STRAIGHT ARROW (90 mils)
 UJ THERMO BICYCLE SYMBOL (90 mils)
 UK THERMO BICYCLE STRAIGHT ARROW (90 mils)

NOTES
 THE FOLLOWING GENERAL NOTES APPLY AT ALL TIMES FOR THE DURATION OF THE CONSTRUCTION PROJECT, EXCEPT WHEN OTHERWISE NOTED IN THE PLAN, OR DIRECTED BY THE ENGINEER.

- 1) PLACE TWO APPLICATIONS OF PAINT PAVEMENT MARKINGS ON THE FINAL WEARING SURFACE. PLACE THE SECOND APPLICATION OF PAINT UPON SUFFICIENT DRYING TIME OF THE FIRST.
- 2) TIE PROPOSED PAVEMENT MARKING LINES TO EXISTING PAVEMENT MARKING LINES.
- 3) STOP BAR LOCATION AT NON-SIGNALIZED INTERSECTIONS MAY BE ADJUSTED AS DIRECTED BY THE ENGINEER.
- 4) UNLESS OTHERWISE SPECIFIED, HEATED-IN-PLACE THERMOPLASTIC MAY BE USED IN LIEU OF EXTRUDED THERMOPLASTIC FOR STOPBARS, SYMBOLS, CHARACTERS AND DIAGONALS IF HEATED-IN-PLACE IS USED, IT SHALL BE PAID FOR USING THE EXTRUDED THERMOPLASTIC PAY ITEM.
- 5) ALL STOPBARS SHALL BE LOCATED 4 FEET BEHIND AND PARALLEL TO CROSSWALKS.



TIP NO.	SHEET NO.
	PMP-2
APPROVED: _____	
DATE: _____	
SEAL	



PAVEMENT MARKING DETAIL
Meriwether St