







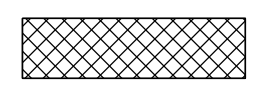



TIP NO.	SHEET NO.
	PMP-1
APPROVED: _____	
DATE: _____	
SEAL	

Sheet Key

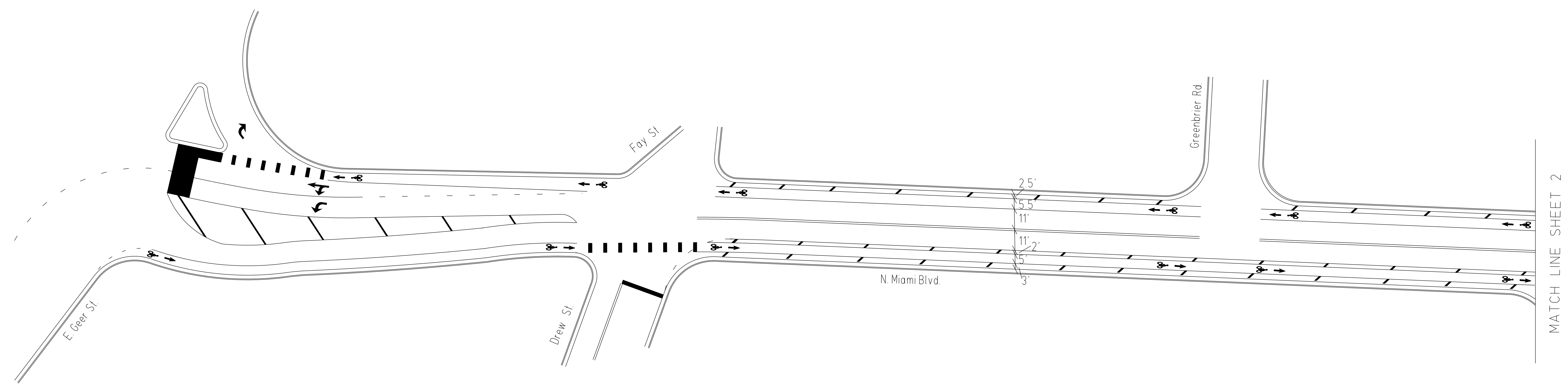
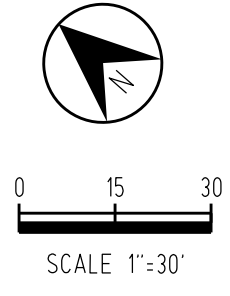
-  Two Way Left Turn Lane
-  Thru Arrows
-  Combo Arrow
-  Turn Arrows
-  Bike lanes with arrows
-  Sharrows
-  Railroad symbols (two lane)
-  School legend (two lane)
-  On-Street Parking Area

NOTES
 THE FOLLOWING GENERAL NOTES APPLY AT ALL TIMES FOR THE DURATION OF THE CONSTRUCTION PROJECT, EXCEPT WHEN OTHERWISE NOTED IN THE PLAN, OR DIRECTED BY THE ENGINEER.

- 1) PLACE TWO APPLICATIONS OF PAINT PAVEMENT MARKINGS ON THE FINAL WEARING SURFACE PLACE THE SECOND APPLICATION OF PAINT UPON SUFFICIENT DRYING TIME OF THE FIRST.
- 2) TIE PROPOSED PAVEMENT MARKING LINES TO EXISTING PAVEMENT MARKING LINES.
- 3) STOP BAR LOCATION AT NON-SIGNALIZED INTERSECTIONS MAY BE ADJUSTED AS DIRECTED BY THE ENGINEER.
- 4) UNLESS OTHERWISE SPECIFIED, HEATED-IN-PLACE THERMOPLASTIC MAY BE USED IN LIEU OF EXTRUDED THERMOPLASTIC FOR STOPBARS, SYMBOLS, CHARACTERS AND DIAGONALS IF HEATED-IN-PLACE IS USED, IT SHALL BE PAID FOR USING THE EXTRUDED THERMOPLASTIC PAY ITEM.
- 5) CROSSWALKS HAVE 8 FEET OF SEPARATION BETWEEN LINES ALL STOPBARS SHALL BE LOCATED 4 FEET BEHIND AND PARALLEL TO CROSSWALKS.
- 6) LOCATE CENTER OF SHARROW IN CENTER OF LANE.



City of Durham
 101 City Hall Plaza
 Durham, NC 27701
 (919) 560-4366





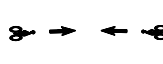






MATCH LINE SHEET 2


PAVEMENT MARKING DETAIL North Miami Boulevard

TIP NO.	SHEET NO.
	PMP-2
APPROVED: _____	
DATE: _____	
SEAL	

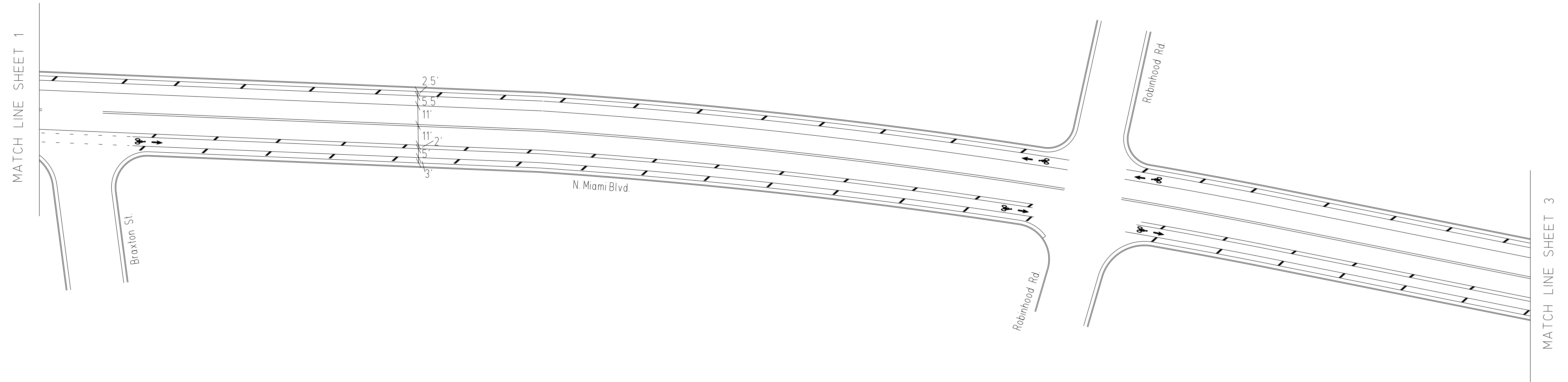
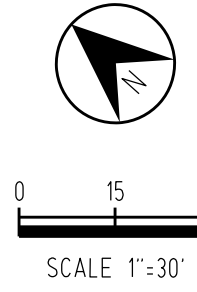
Sheet Key

-  Two Way Left Turn Lane
-  Thru Arrows
-  Combo Arrow
-  Turn Arrows
-  Bike lanes with arrows
-  Sharrows
-  Railroad symbols (two lane)
-  School legend (two lane)
-  On-Street Parking Area

- NOTES
 THE FOLLOWING GENERAL NOTES APPLY AT ALL TIMES FOR THE DURATION OF THE CONSTRUCTION PROJECT, EXCEPT WHEN OTHERWISE NOTED IN THE PLAN, OR DIRECTED BY THE ENGINEER.
- 1) PLACE TWO APPLICATIONS OF PAINT PAVEMENT MARKINGS ON THE FINAL WEARING SURFACE PLACE THE SECOND APPLICATION OF PAINT UPON SUFFICIENT DRYING TIME OF THE FIRST.
 - 2) TIE PROPOSED PAVEMENT MARKING LINES TO EXISTING PAVEMENT MARKING LINES.
 - 3) STOP BAR LOCATION AT NON-SIGNALIZED INTERSECTIONS MAY BE ADJUSTED AS DIRECTED BY THE ENGINEER.
 - 4) UNLESS OTHERWISE SPECIFIED, HEATED-IN-PLACE THERMOPLASTIC MAY BE USED IN LIEU OF EXTRUDED THERMOPLASTIC FOR STOPBARS, SYMBOLS, CHARACTERS AND DIAGONALS IF HEATED-IN-PLACE IS USED, IT SHALL BE PAID FOR USING THE EXTRUDED THERMOPLASTIC PAY ITEM.
 - 5) CROSSWALKS HAVE 8 FEET OF SEPARATION BETWEEN LINES ALL STOPBARS SHALL BE LOCATED 4 FEET BEHIND AND PARALLEL TO CROSSWALKS.
 - 6) LOCATE CENTER OF SHARROW IN CENTER OF LANE.











City of Durham
 101 City Hall Plaza
 Durham, NC 27701
 (919) 560-4366



PAVEMENT MARKING DETAIL
North Miami Boulevard

TIP NO.	SHEET NO.
	PMP-3
APPROVED: _____	
DATE: _____	
SEAL	

Sheet Key

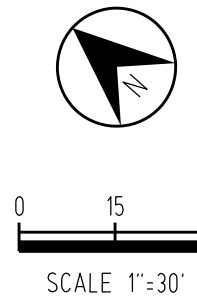
-  Two Way Left Turn Lane
-  Thru Arrows
-  Combo Arrow
-  Turn Arrows
-  Bike lanes with arrows
- Sharrows
-  Railroad symbols (two lane)
-  School legend (two lane)
-  On-Street Parking Area

NOTES
 THE FOLLOWING GENERAL NOTES APPLY AT ALL TIMES FOR THE DURATION OF THE CONSTRUCTION PROJECT, EXCEPT WHEN OTHERWISE NOTED IN THE PLAN, OR DIRECTED BY THE ENGINEER.

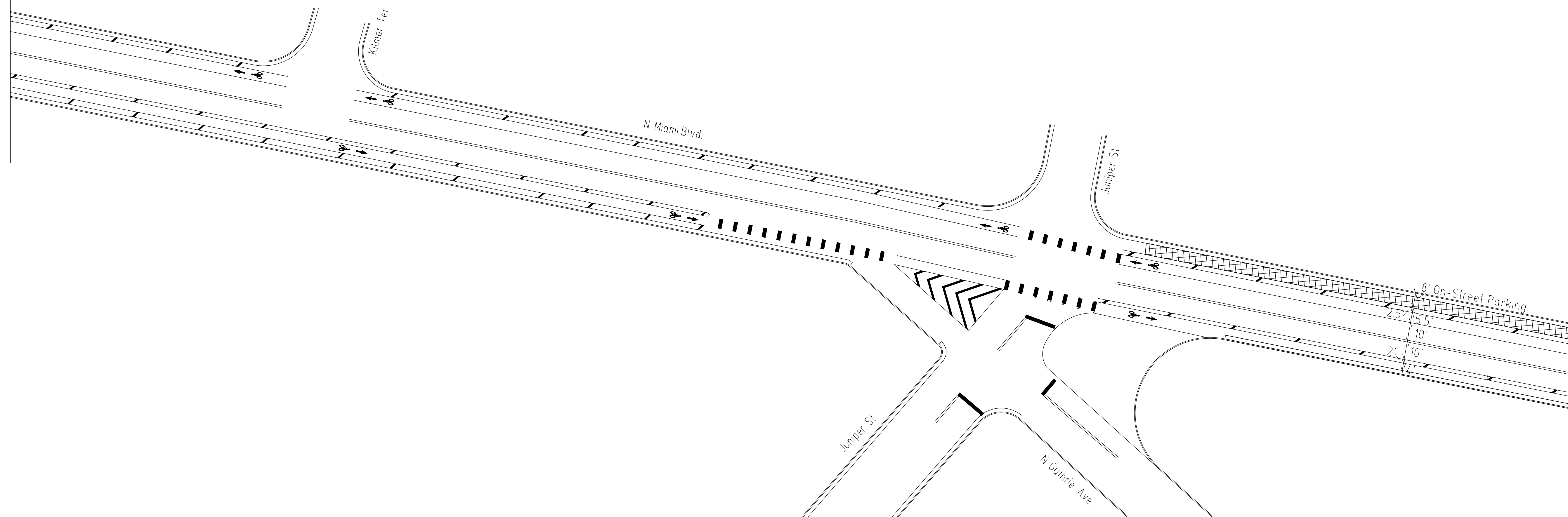
- 1) PLACE TWO APPLICATIONS OF PAINT PAVEMENT MARKINGS ON THE FINAL WEARING SURFACE PLACE THE SECOND APPLICATION OF PAINT UPON SUFFICIENT DRYING TIME OF THE FIRST.
- 2) TIE PROPOSED PAVEMENT MARKING LINES TO EXISTING PAVEMENT MARKING LINES.
- 3) STOP BAR LOCATION AT NON-SIGNALIZED INTERSECTIONS MAY BE ADJUSTED AS DIRECTED BY THE ENGINEER.
- 4) UNLESS OTHERWISE SPECIFIED, HEATED-IN-PLACE THERMOPLASTIC MAY BE USED IN LIEU OF EXTRUDED THERMOPLASTIC FOR STOPBARS, SYMBOLS, CHARACTERS AND DIAGONALS IF HEATED-IN-PLACE IS USED, IT SHALL BE PAID FOR USING THE EXTRUDED THERMOPLASTIC PAY ITEM.
- 5) CROSSWALKS HAVE 8 FEET OF SEPARATION BETWEEN LINES ALL STOPBARS SHALL BE LOCATED 4 FEET BEHIND AND PARALLEL TO CROSSWALKS.
- 6) LOCATE CENTER OF SHARROW IN CENTER OF LANE.



City of Durham
 101 City Hall Plaza
 Durham, NC 27701
 (919) 560-4366












MATCH LINE SHEET 2




MATCH LINE SHEET 4

PAVEMENT MARKING DETAIL North Miami Boulevard

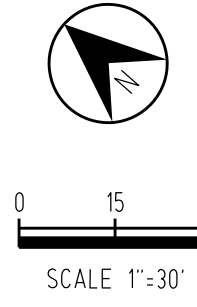
Sheet Key

-  Two Way Left Turn Lane
-  Thru Arrows
-  Combo Arrow
-  Turn Arrows
-  Bike lanes with arrows
-  Sharrows
-  Railroad symbols (two lane)
-  School legend (two lane)
-  On-Street Parking Area


- NOTES**
 THE FOLLOWING GENERAL NOTES APPLY AT ALL TIMES FOR THE DURATION OF THE CONSTRUCTION PROJECT, EXCEPT WHEN OTHERWISE NOTED IN THE PLAN, OR DIRECTED BY THE ENGINEER.
- 1) PLACE TWO APPLICATIONS OF PAINT PAVEMENT MARKINGS ON THE FINAL WEARING SURFACE PLACE THE SECOND APPLICATION OF PAINT UPON SUFFICIENT DRYING TIME OF THE FIRST.
 - 2) TIE PROPOSED PAVEMENT MARKING LINES TO EXISTING PAVEMENT MARKING LINES.
 - 3) STOP BAR LOCATION AT NON-SIGNALIZED INTERSECTIONS MAY BE ADJUSTED AS DIRECTED BY THE ENGINEER.
 - 4) UNLESS OTHERWISE SPECIFIED, HEATED-IN-PLACE THERMOPLASTIC MAY BE USED IN LIEU OF EXTRUDED THERMOPLASTIC FOR STOPBARS, SYMBOLS, CHARACTERS AND DIAGONALS IF HEATED-IN-PLACE IS USED, IT SHALL BE PAID FOR USING THE EXTRUDED THERMOPLASTIC PAY ITEM.
 - 5) CROSSWALKS HAVE 8 FEET OF SEPARATION BETWEEN LINES ALL STOPBARS SHALL BE LOCATED 4 FEET BEHIND AND PARALLEL TO CROSSWALKS.
 - 6) LOCATE CENTER OF SHARROW IN CENTER OF LANE.



City of Durham
 101 City Hall Plaza
 Durham, NC 27701
 (919) 560-4366












TIP NO.	SHEET NO.
	PMP-4
APPROVED: _____	
DATE: _____	
SEAL	



PAVEMENT MARKING DETAIL
North Miami Boulevard


TIP NO.	SHEET NO.
	PMP-5
APPROVED: _____	
DATE: _____	
SEAL	

Sheet Key


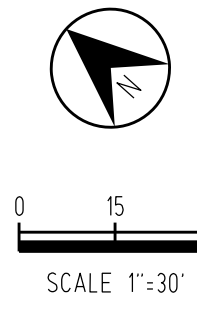
-  Two Way Left Turn Lane
-  Thru Arrows
-  Combo Arrow
-  Turn Arrows
-  Bike lanes with arrows
-  Sharrows
-  Railroad symbols (two lane)
-  School legend (two lane)
-  On-Street Parking Area

NOTES
 THE FOLLOWING GENERAL NOTES APPLY AT ALL TIMES FOR THE DURATION OF THE CONSTRUCTION PROJECT, EXCEPT WHEN OTHERWISE NOTED IN THE PLAN, OR DIRECTED BY THE ENGINEER.

- 1) PLACE TWO APPLICATIONS OF PAINT PAVEMENT MARKINGS ON THE FINAL WEARING SURFACE PLACE THE SECOND APPLICATION OF PAINT UPON SUFFICIENT DRYING TIME OF THE FIRST.
- 2) TIE PROPOSED PAVEMENT MARKING LINES TO EXISTING PAVEMENT MARKING LINES.
- 3) STOP BAR LOCATION AT NON-SIGNALIZED INTERSECTIONS MAY BE ADJUSTED AS DIRECTED BY THE ENGINEER.
- 4) UNLESS OTHERWISE SPECIFIED, HEATED-IN-PLACE THERMOPLASTIC MAY BE USED IN LIEU OF EXTRUDED THERMOPLASTIC FOR STOPBARS, SYMBOLS, CHARACTERS AND DIAGONALS IF HEATED-IN-PLACE IS USED, IT SHALL BE PAID FOR USING THE EXTRUDED THERMOPLASTIC PAY ITEM.
- 5) CROSSWALKS HAVE 8 FEET OF SEPARATION BETWEEN LINES ALL STOPBARS SHALL BE LOCATED 4 FEET BEHIND AND PARALLEL TO CROSSWALKS.
- 6) LOCATE CENTER OF SHARROW IN CENTER OF LANE.






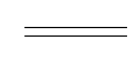

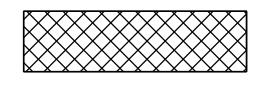


City of Durham
 101 City Hall Plaza
 Durham, NC 27701
 (919) 560-4366




PAVEMENT MARKING DETAIL
North Miami Boulevard

Sheet Key

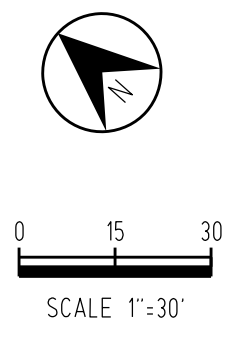
-  Two Way Left Turn Lane
-  Thru Arrows
-  Combo Arrow
-  Turn Arrows
-  Bike lanes with arrows
- Sharrows
-  Railroad symbols (two lane)
-  School legend (two lane)
-  On-Street Parking Area

NOTES
 THE FOLLOWING GENERAL NOTES APPLY AT ALL TIMES FOR THE DURATION OF THE CONSTRUCTION PROJECT, EXCEPT WHEN OTHERWISE NOTED IN THE PLAN, OR DIRECTED BY THE ENGINEER.

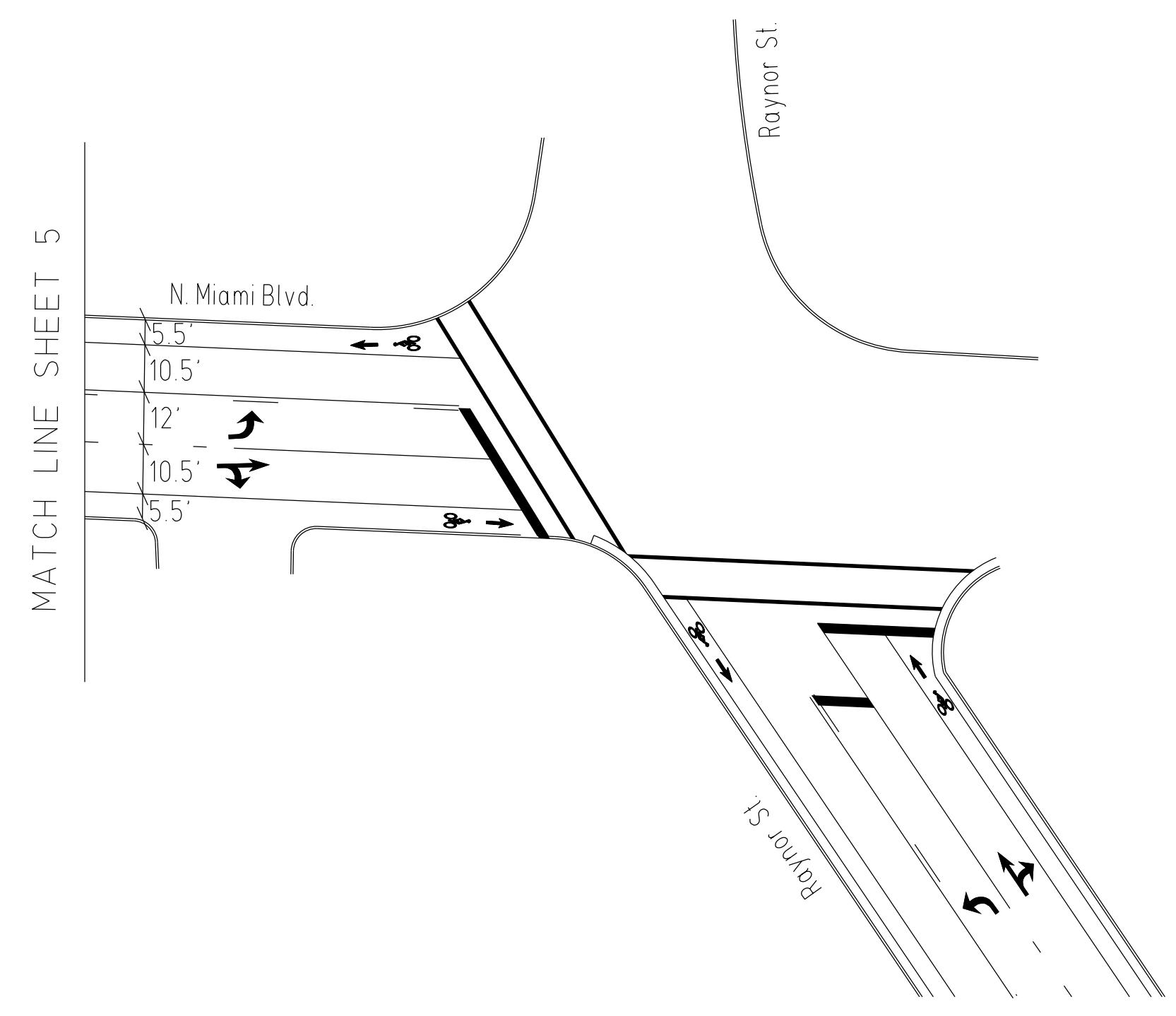
- 1) PLACE TWO APPLICATIONS OF PAINT PAVEMENT MARKINGS ON THE FINAL WEARING SURFACE PLACE THE SECOND APPLICATION OF PAINT UPON SUFFICIENT DRYING TIME OF THE FIRST.
- 2) TIE PROPOSED PAVEMENT MARKING LINES TO EXISTING PAVEMENT MARKING LINES.
- 3) STOP BAR LOCATION AT NON-SIGNALIZED INTERSECTIONS MAY BE ADJUSTED AS DIRECTED BY THE ENGINEER.
- 4) UNLESS OTHERWISE SPECIFIED, HEATED-IN-PLACE THERMOPLASTIC MAY BE USED IN LIEU OF EXTRUDED THERMOPLASTIC FOR STOPBARS, SYMBOLS, CHARACTERS AND DIAGONALS IF HEATED-IN-PLACE IS USED, IT SHALL BE PAID FOR USING THE EXTRUDED THERMOPLASTIC PAY ITEM.
- 5) CROSSWALKS HAVE 8 FEET OF SEPARATION BETWEEN LINES ALL STOPBARS SHALL BE LOCATED 4 FEET BEHIND AND PARALLEL TO CROSSWALKS.
- 6) LOCATE CENTER OF SHARROW IN CENTER OF LANE.



City of Durham
 101 City Hall Plaza
 Durham, NC 27701
 (919) 560-4366



TIP NO.	SHEET NO.
	PMP-6
APPROVED: _____	
DATE: _____	
SEAL	



PAVEMENT MARKING DETAIL
North Miami Boulevard