

WATERways

Volume 21, Number 2: November 2017



Keep it neat. Leaves and grass off the street!



City yard waste customers get weekly pickup.

Do this...

Compost your leaves on your own property and use as mulch. Leave grass clippings on your lawn to act as fertilizer.

Hire a yard service that properly disposes of leaves.

Take your leaves to the City of Durham Waste Disposal and Recycling Center (fees apply).

Sign up for a City yard waste bin and curbside pickup (fees apply).

Call the water pollution hotline at (919) 560-SWIM to report improper leaf disposal.

Not that...

Blow or rake leaves or grass clippings onto the street.

Dump leaves or grass into a ditch or storm drain.

Burn yard waste.

Why?

Leaves and grass clippings blown into the street look messy, clog storm drains, and add unwanted nutrients to our creeks. Plus, they are dangerous for bicyclists. Do your part to keep it neat and protect our local waterways.



Storm drains lead directly to streams. Too many leaves in streams are bad for water quality. Plus, leaves clog the drainage system and can cause flooding. Always remove leaves from the street, storm drains, and ditches.



The City of Durham does not pick up unbagged leaves. Piles of leaves are an eyesore and are dangerous for cyclists. Compost leaves or use City yard waste bins. Call (919) 560-1200 to request a bin. Fees apply.

Clean Water is Good for Business

Help make sure your business is following these basic pollution prevention steps. Your customers will notice and thank you!

Visit <http://durhamnc.gov/802> for more specific guidance and a list of vendors and products.

1. Stock Spill Cleanup Kits


Spill kits contain items for “dry” cleanup. They should include an absorbent (like kitty litter) to put down on spills. Kits also need a



broom and dustpan for sweeping up the dirty absorbent. Throw away small amounts, but big spills may need special disposal.


2. Block dirty runoff

Dirty runoff may be from car washing, spills, pressure washing, or any other outside activity. To keep it from going into the drainage system, block it with a silt fence, sand bags, or filter socks around drains.




3. Sweep up litter daily

Trash left on sidewalks and pavement washes into storm drains and into creeks, lakes, and eventually the ocean.



4. Store outside items safely

Outside storage includes everything from grease bins to cleaning solvents to waste. Items should be stored so that rain cannot wash away trash, fluids, and other pollutants. Cover barrels tightly and check for leaks weekly.



Follow Us!



DurhamNCStormwater



@DurhamStormH2O



<http://bit.ly/swsvideos>

We use our social media accounts to provide project updates and helpful information.

We have added six new videos to our YouTube channel in the past four months. Three of the videos follow the progress on the South Ellerbe Creek Stormwater Restoration Project, an effort to convert a nine-acre property into a natural area that filters polluted runoff from downtown.

Follow our Facebook posts and Tweets for the latest on the Eno River Watershed Plan, floodplain information, and clean water tips.

Save the date!

10th Annual Creek Week
March 17-24, 2018

Cleanups, tours, hikes, paddling, art, kids' activities, and more.

Last year, 245 volunteers collected 11,345 pounds of trash at 22 sites.

DURHAM



1 8 6 9
CITY OF MEDICINE

Public Works Department - Stormwater and GIS Services

(919) 560-4326 - <http://durhamnc.gov/stormwater>

Design/Construction/Plan Review - Drainage/Flooding Concerns - Floodplain Information

Public Outreach- Surface Water Quality - GIS

Report Water Pollution: stormwaterquality@durhamnc.gov or (919) 560-SWIM

Stormwater Billing: SWSBU@durhamnc.gov or (919) 560-1258

Notice Under the Americans with Disabilities Act:

Persons who require assistance should call (919) 560-4197, ext. 21254, TTY (919) 560-1200 or email ADA@durhamnc.gov no later than 48 hours before the event.

