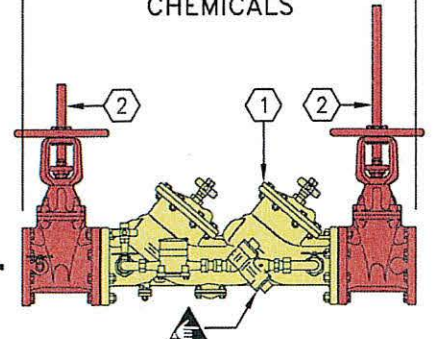


**-FIRE ONLY-
-OUTSIDE INSTALL ONLY-
MUST BE INSTALLED WITHIN 50'
OF DOMESTIC TEE**

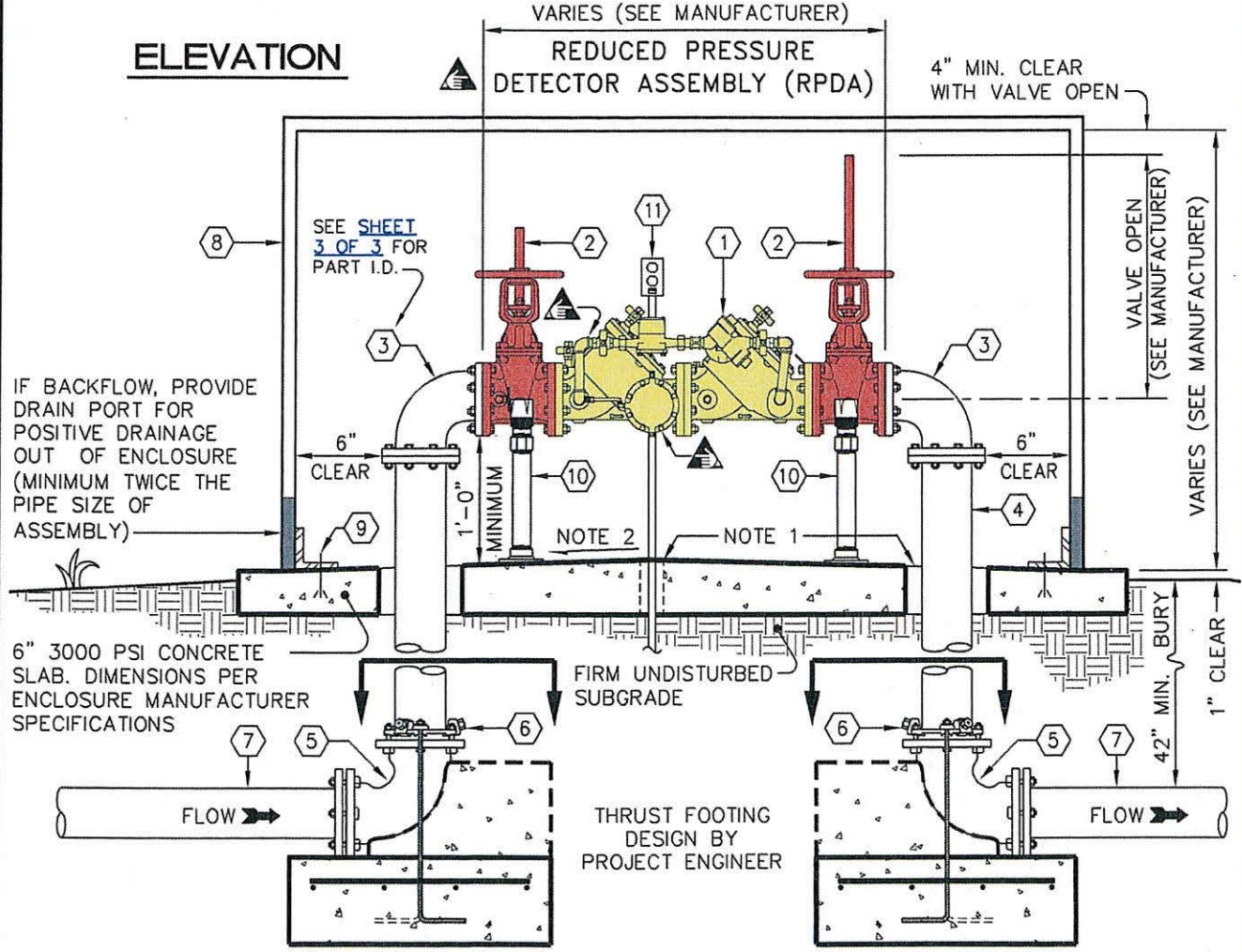
VARIABLES (SEE MANUFACTURER)
**DOUBLE CHECK DETECTOR
ASSEMBLY (DCDA)**
(FOR USE ONLY ON
BUILDINGS W/O FDC &
CHEMICALS)



OR

VARIABLES (SEE MANUFACTURER)
**REDUCED PRESSURE
DETECTOR ASSEMBLY (RPDA)**

ELEVATION



Dept. of Water Management
1600 Mist Lake Dr.
Durham, N.C. 27704

City of Durham, NC
USE WITH THE STANDARD SPECIFICATIONS ONLY

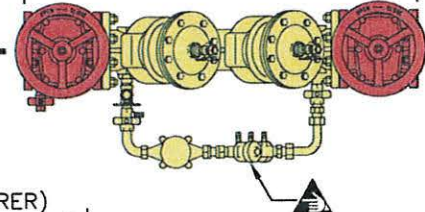
Voice (919) 560-4381
www.durhamnc.gov

**2 1/2" to 12" FIRE ONLY DCDA
AND RPDA (ABOVE GROUND)**

SCALE: Not To Scale	DETAIL # 2 516.11
REVISION DATE: Feb., 2017	SHEET #: 1 of 3

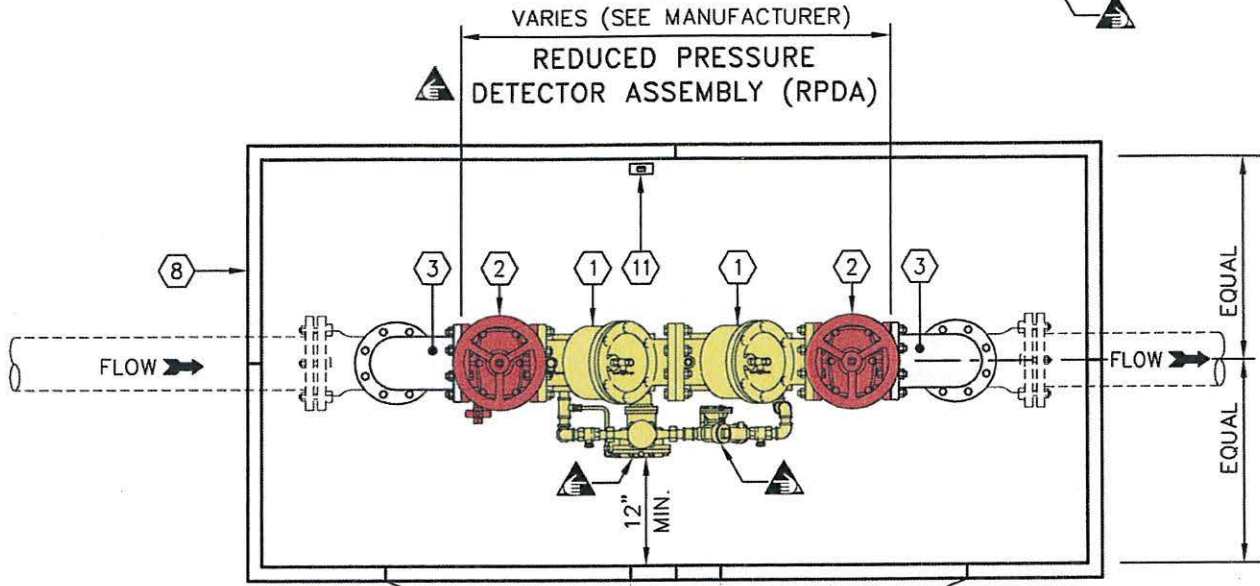
**-FIRE ONLY-
-OUTSIDE INSTALL ONLY-
MUST BE INSTALLED WITHIN 50'
OF DOMESTIC TEE**

VARIES (SEE MANUFACTURER)
DOUBLE CHECK DETECTOR ASSEMBLY (DCDA)
(FOR USE ONLY ON BUILDINGS W/O FDC & CHEMICALS)



OR

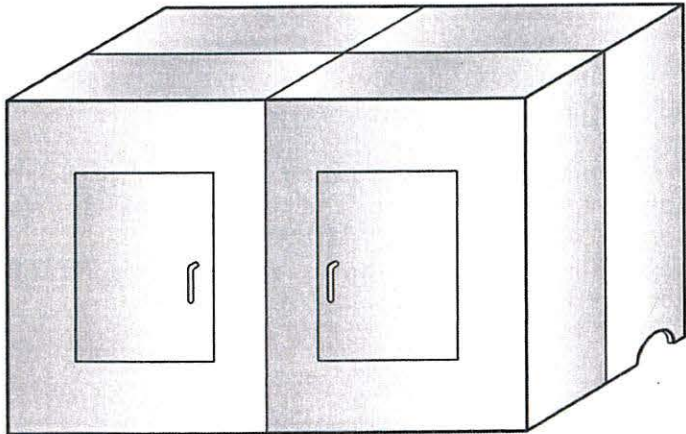
VARIES (SEE MANUFACTURER)
REDUCED PRESSURE DETECTOR ASSEMBLY (RPDA)



PLAN VIEW

ACCESS DOORS WITH LOCKING HANDLES

TYPICAL BOX



Dept. of Water Management
1600 Mist Lake Dr.
Durham, N.C. 27704

City of Durham, NC
USE WITH THE STANDARD SPECIFICATIONS ONLY

Voice (919) 560-4381
www.durhamnc.gov

**2 1/2" to 12" FIRE ONLY DCDA
AND RPDA (ABOVE GROUND)**

SCALE: Not To Scale	DETAIL # 2 516.11
REVISION DATE: Feb., 2017	SHEET #: 2 of 3

#	PART	MANUFACTURER MODEL / Cat. No.
1	BACKFLOW ASSEMBLY	ASSE APPROVED LIST PROVIDED AT www.ASSE-Plumbing.org
2	OS&Y GATE VALVE WITH RESILIENT SEATS	ASSE APPROVED LIST PROVIDED AT www.ASSE-Plumbing.org
3	90° DIP FLANGE x FLANGE ELBOW	AMERICAN CAST IRON PIPE, GRIFFIN PIPE CO., or U.S. PIPE & FOUNDRY
4	DIP FLANGE x PE PIPE (VERIFY LENGTH) (ALL MATERIALS TO CONFORM TO NC STATE PLUMBING CODE)	AMERICAN CAST IRON PIPE, GRIFFIN PIPE CO., U.S. PIPE & FOUNDRY
5	90° DIP MJ x MJ ELBOW	AMERICAN CAST IRON PIPE, GRIFFIN PIPE CO., or U.S. PIPE & FOUNDRY
6	WEDGE ACTION RESTRAINER GLAND JOINT RESTRAINT	EBBA IRON SALES, INC., FORD
7	3" THRU 12" DIP (ALL MATERIALS TO CONFORM TO NC STATE PLUMBING CODE)	AMERICAN CAST IRON PIPE, GRIFFIN PIPE CO., or U.S. PIPE & FOUNDRY
8	INSULATED ENCLOSURE WITH LOCKING ACCESS DOORS AND HEATER (120 V, 1 PHASE, 60 HZ) VERIFY FITTINGS WILL FIT INSIDE BOX BEFORE ORDERING. HEATER REQUIRED FOR FIRE ONLY.	HOTBOX / HB4E – HB10E (OR APPROVED EQUIVALENT) ASSE 1060 APPROVAL
9	STAINLESS STEEL EXPANSION ANCHOR BOLTS PER BOX MANUFACTURER RECOMMENDED SIZE & SPACING	---
10	ADJUSTABLE PIPE SUPPORTS HOT DIP GALVANIZED OR MASONRY SUPPORT. SUPPORTS SHALL BE LOCATED WHERE THEY WILL <u>NOT</u> INTERFERE WITH CLEANING & MAINTENANCE OF THE BACKFLOW.	SHOP FABRICATED AND HOT DIP GALVANIZED OR "STANDON" MODEL S92 SADDLE SUPPORT OR MASONRY SUPPORT
11	PROVIDE 120V RECEPTACLE ON GFCI NEAR PIPE RISER, SET MINIMUM 12" ABOVE DISCHARGE POINT OF RPZ. (AS APPLICABLE)	UL STD. 943-NEMA 3R.

NOTES:

1. Pipes, bends, tees, and gate valves are the same size as the DCDA or RPDA size. (i.e. 6" RPDA has 6" pipe, 6" 90° bends, 6"x6" tees and 6" gate valves.)
2. All dimensions should be checked before ordering the vault box. Coordinate with city of Durham water & sewer maintenance division.
3. Use only meters, strainers and gate valves approved by the City of Durham, see [pre-approved product list](#).
4. Provide minimum 3" annular clearance around all DIP risers and 1" around electrical conduit.
5. Slope floor to drain to ports at both ends. Ensure positive surface grade away from enclosure.
6. Minimum clearance 12" from ground, Maximum 60" to highest part of backflow & 6" clearance on all sides from walls.

 DURHAM 1 8 6 9 CITY OF MEDICINE	Dept. of Water Management 1600 Mist Lake Dr. Durham, N.C. 27704	City of Durham, NC USE WITH THE STANDARD SPECIFICATIONS ONLY	Voice (919) 560-4381 www.durhamnc.gov		
			2 1/2" to 12" FIRE ONLY DCDA AND RPDA (ABOVE GROUND)		SCALE: Not To Scale
				REVISION DATE: Feb., 2017	SHEET #: 3 of 3