

CITY OF DURHAM, NORTH CAROLINA

General Fund Revenues & Expenditures
For the Quarter Ending December 31, 2019

Exhibit 1

	FY2020 ADOPTED BUDGET	FY2020 ADJUSTED BUDGET	ACTIVITY THROUGH DECEMBER 2019	PERCENT OF BUDGET TO DATE	PROJECTION THROUGH YEAR END	VARIANCE TO ADJUSTED BUDGET POSITIVE/ (NEGATIVE)
REVENUES						
Property Taxes	\$ 108,465,141	\$ 108,465,141	\$ 82,075,753	75.7%	\$ 109,007,467	\$ 542,326
Sales Taxes	68,711,111	68,711,111	18,155,672	26.4%	69,178,991	467,880
Hotel/Motel Occupancy Tax	2,987,717	2,987,717	1,470,140	49.2%	2,987,717	-
Utility Franchise tax	4,229,821	4,229,821	899,480	21.3%	4,107,156	(122,665)
Other Taxes	365,000	365,000	248,891	68.2%	375,950	10,950
Powell Bill	6,285,588	6,285,588	6,184,690	98.4%	6,184,690	(100,898)
Other Intergovernmental Revenues	7,967,510	8,092,510	3,224,228	39.8%	8,108,695	16,185
Licenses & Permits	354,500	229,500	234,249	102.1%	309,825	80,325
Rental Income	101,263	101,263	48,233	47.6%	100,959	(304)
Charges For Services	9,278,749	9,278,749	4,297,108	46.3%	9,742,686	463,937
Assessments	28,550	28,550	24,493	85.8%	55,673	27,123
Sale of Property and Miscellaneous	1,136,000	1,136,000	957,914	84.3%	1,363,200	227,200
TOTAL REVENUES	<u>\$ 209,910,950</u>	<u>\$ 209,910,950</u>	<u>\$ 117,820,852</u>	56.1%	<u>\$ 211,523,010</u>	<u>\$ 1,612,060</u>
TOTAL EXPENDITURES	<u>\$ 215,806,956</u>	<u>\$ 225,805,487</u>	<u>\$ 116,088,463</u>	51.4%	<u>\$ 225,306,040</u>	<u>\$ 499,447</u>
NET REVENUES LESS EXPENDITURES	<u>\$ (5,896,006)</u>	<u>\$ (15,894,537)</u>	<u>\$ 1,732,389</u>		<u>\$ (13,783,031)</u>	
To/(From) Fund Balance						
					Overall Budget Variance	<u>\$ 2,111,506</u>

CITY OF DURHAM, NORTH CAROLINA

Exhibit 1

General Fund Expenditure Detail and Year End Projection by Department and Class
For the Quarter Ending December 31, 2019

DEPARTMENT	FY2020 ADOPTED BUDGET	FY2020 ADJUSTED BUDGET	ACTIVITY THROUGH DECEMBER 2019	PERCENT OF BUDGET TO DATE	ENCUMBRANCES	PROJECTION THROUGH YEAR END	VARIANCE TO ADJUSTED BUDGET POSITIVE/ (NEGATIVE)
Audit Services	\$ 707,750	\$ 716,533	\$ 378,357	52.8%	\$ 38	\$ 656,043	\$ 60,490
Budget & Management Services	2,201,290	2,218,046	893,963	40.3%	187,205	2,172,492	45,554
City Attorney	1,957,717	1,973,064	946,557	48.0%	1,927	1,973,064	(0)
City Clerk	742,273	780,554	372,926	47.8%	66,444	780,554	(0)
City Council	1,303,125	1,312,625	441,192	33.6%	9,000	1,312,625	-
City Manager/One Call/Public Affairs	3,781,306	4,042,212	1,842,955	45.6%	75,255	4,002,440	39,772
City/County Planning	4,399,037	4,727,762	2,332,631	49.3%	224,397	4,689,792	37,970
Community Development	2,225,101	2,246,990	1,295,700	57.7%	88,579	2,246,990	(0)
Economic & Workforce Development	4,747,481	6,105,329	1,779,377	29.1%	2,329,437	6,105,329	0
Emergency Communications	6,670,535	7,175,030	3,022,093	42.1%	476,914	7,175,030	(0)
Emergency Management	259,192	259,192	138,496	53.4%	-	259,192	-
Equity and Inclusion	741,433	748,433	407,182	54.4%	38	748,433	-
Finance	4,949,623	4,986,776	2,593,043	52.0%	32,882	4,980,079	6,697
Fire	36,144,734	36,271,916	18,118,099	50.0%	236,907	36,271,916	(0)
Fleet Maintenance	4,027,109	4,148,678	1,989,892	48.0%	113,951	4,122,502	26,176
General Services	13,874,297	14,441,656	7,175,780	49.7%	660,219	14,441,656	(0)
Human Resources	2,810,043	2,896,253	1,600,177	55.2%	124,751	2,896,253	(0)
Neighborhood Improvement Service	4,618,687	5,082,432	2,199,626	43.3%	668,452	5,082,432	0
Parks & Recreation	15,986,556	16,771,582	8,009,407	47.8%	769,379	16,769,454	2,128
Police	65,524,164	66,520,564	33,067,032	49.7%	1,167,883	66,520,564	0
Public Works	7,807,801	9,794,386	4,374,493	44.7%	1,066,229	9,794,386	(0)
Technology Solutions	8,115,696	8,373,317	4,833,774	57.7%	565,030	8,373,317	(0)
Transportation	8,675,066	9,298,761	4,050,623	43.6%	585,655	9,176,718	122,043
Non-departmental	13,778,894	13,739,575	7,587,403	55.2%	1,009,433	13,658,255	81,320
Indirect Cost	(11,082,320)	(11,082,320)	(5,541,160)	50.0%	-	(11,082,320)	-
Transfers To Other Funds	10,840,366	12,256,144	12,178,844	99.4%	-	12,178,844	77,300
Total	\$ 215,806,956	\$ 225,805,487	\$ 116,088,463	51.4%	\$ 10,460,004	\$ 225,306,040	\$ 499,447

CLASS	FY2020 ADOPTED BUDGET	FY2020 ADJUSTED BUDGET	ACTIVITY THROUGH DECEMBER 2019	PERCENT OF BUDGET TO DATE	ENCUM- BRANCE BALANCE	PROJECTION THROUGH YEAR END	VARIANCE TO ADJUSTED BUDGET POSITIVE/ (NEGATIVE)
Personnel Services	\$ 165,657,357	\$ 165,780,807	\$ 82,464,352	49.7%	\$ 178,845	\$ 165,780,807	\$ (0)
Operating Expenditures	37,261,266	45,024,226	20,944,464	46.5%	9,728,958	44,887,510	136,716
Capital Outlay	1,191,448	1,890,892	500,803	26.5%	552,201	1,810,710	80,182
Appropriation Not Authorized for Expenditures	856,519	853,419	-	0.0%	-	648,169	205,250
Transfers To Other Funds	10,840,366	12,256,144	12,178,844	99.4%	-	12,178,844	77,300
Total	\$ 215,806,956	\$ 225,805,487	\$ 116,088,463	51.4%	\$ 10,460,004	\$ 225,306,040	\$ 499,447

CITY OF DURHAM, NORTH CAROLINA

Debt Service Fund Revenues & Expenditures
For the Quarter Ending December 31, 2019

Exhibit 1A

	FY2020 ADOPTED BUDGET	FY2020 ADJUSTED BUDGET	ACTIVITY THROUGH DECEMBER 2019	PERCENT OF BUDGET TO DATE	PROJECTION THROUGH YEAR END	VARIANCE TO ADJUSTED BUDGET POSITIVE/ (NEGATIVE)
REVENUES						
Property Taxes	\$ 38,245,757	\$ 38,245,757	\$ 29,193,773	76.33%	\$ 38,492,069	\$ 246,312
Non-Operating Revenues						
Intergovernmental (Subsidy)	\$ 661,690	\$ 661,690	\$ 155,015	23.43%	\$ 661,690	\$ -
Investment Income	816,000	816,000	119,275	14.62%	816,000	-
Total Non-Operating Revenues	\$ 1,477,690	\$ 1,477,690	\$ 274,290	18.56%	\$ 1,477,690	\$ -
TOTAL REVENUES	\$ 39,723,447	\$ 39,723,447	\$ 29,468,063	74.18%	\$ 39,969,759	\$ 246,312
EXPENDITURES						
Special contractual services	\$ 439,826	\$ 439,826	\$ 305,623	69.49%	\$ 439,826	\$ -
Transfers to Other Funds	3,896,018	3,896,018	3,896,018	100.00%	3,896,018	-
Debt Service Principal	23,587,140	23,587,140	13,183,662	55.89%	23,587,140	-
Debt Service Interest	10,237,225	10,237,225	5,169,682	50.50%	10,237,225	-
TOTAL EXPENDITURES	\$ 38,160,209	\$ 38,160,209	\$ 22,554,985	59.11%	\$ 38,160,209	\$ -
NET REVENUES LESS EXPENDITURES	\$ 1,563,238	\$ 1,563,238	\$ 6,913,078		\$ 1,809,550	
To/(From) Fund Balance						
					Overall Budget Variance	\$ 246,312

CITY OF DURHAM, NORTH CAROLINA
 Inspections Fund Revenues & Expenditures
 For the Quarter Ending December 31, 2019

Exhibit 1B

	FY2020 ADOPTED BUDGET	FY2020 ADJUSTED BUDGET	ACTIVITY THROUGH DECEMBER 2019	PERCENT OF BUDGET TO DATE	ENCUMBRANCES	PROJECTION THROUGH YEAR END	VARIANCE TO ADJUSTED BUDGET POSITIVE/ (NEGATIVE)
REVENUES							
Licenses, Permits & Charges for Services	\$ 6,721,327	\$ 6,721,327	\$ 3,348,071	49.81%		\$ 6,786,868	\$ 65,541
Non-Operating Revenues							
Impact Fees	\$ 44,184	\$ 44,184	\$ 22,921	51.88%		\$ 45,842	\$ 1,658
Investment Income	78,000	78,000	73,429	94.14%		125,997	47,997
Total Non-Operating Revenues	\$ 122,184	\$ 122,184	\$ 96,350	78.86%		\$ 171,839	\$ 49,655
TOTAL REVENUES	\$ 6,843,511	\$ 6,843,511	\$ 3,444,421	50.33%		\$ 6,958,707	\$ 115,196
EXPENDITURES							
Personnel Services	\$ 5,263,053	\$ 5,263,053	\$ 2,560,130	48.64%	\$ 1,635	\$ 5,265,217	\$ (2,164)
Operating Expenditures	1,397,000	1,397,000	727,171	52.05%	10,800	1,397,000	-
Operating Transfers to Other Funds	23,000	23,000	23,000	100.00%	-	23,000	-
TOTAL EXPENDITURES	\$ 6,683,053	\$ 6,683,053	\$ 3,310,301	49.53%	\$ 12,435	\$ 6,685,217	\$ (2,164)
NET REVENUES LESS EXPENDITURES To/(From) Fund Balance	\$ 160,458	\$ 160,458	\$ 134,120			\$ 273,490	
						Overall Budget Variance	\$ 113,032

CITY OF DURHAM, NORTH CAROLINA

Water and Sewer Operating Fund Revenues & Expenditures
For the Quarter Ending December 31, 2019

Exhibit 2

	FY2020 ADOPTED BUDGET	FY2020 ADJUSTED BUDGET	ACTIVITY THROUGH DECEMBER 2019	PERCENT OF BUDGET TO DATE	ENCUMBRANCES	PROJECTION THROUGH YEAR END	VARIANCE TO ADJUSTED BUDGET POSITIVE/ (NEGATIVE)
REVENUES							
Operating Revenues	\$ 103,992,076	\$ 103,992,076	\$ 53,092,487	51.05%		\$ 103,992,076	\$ -
Permits	209,250	209,250	97,650	46.67%		209,250	-
Total Operating Revenues	<u>\$ 104,201,326</u>	<u>\$ 104,201,326</u>	<u>\$ 53,190,137</u>	51.05%		<u>\$ 104,201,326</u>	<u>\$ -</u>
Non-Operating Revenues							
Miscellaneous	\$ 1,792,600	\$ 1,792,600	\$ 1,223,810	68.27%		\$ 1,792,600	\$ -
Investment Income	2,252,408	2,252,408	393,341	17.46%		2,252,408	-
Total Non-Operating Revenues	<u>\$ 4,045,008</u>	<u>\$ 4,045,008</u>	<u>\$ 1,617,151</u>	39.98%		<u>\$ 4,045,008</u>	<u>\$ -</u>
TOTAL REVENUES	<u>\$ 108,246,334</u>	<u>\$ 108,246,334</u>	<u>\$ 54,807,288</u>	50.63%		<u>\$ 108,246,334</u>	<u>\$ -</u>
EXPENDITURES							
Personnel Services	\$ 30,880,660	\$ 30,879,558	\$ 16,163,479	52.34%	\$ 74,255	\$ 32,195,463	\$ (1,315,905)
Operating Expenditures	23,512,794	24,508,624	13,289,305	54.22%	3,463,480	24,508,624	-
Non-Departmental Administration	5,626,223	5,626,223	2,813,112	50.00%	-	5,626,223	-
Capital Outlay	140,500	265,671	104,720	39.42%	61,215	258,294	7,377
Debt Service Principal and Interest	12,305,322	12,315,322	5,329,892	43.28%	-	12,315,322	-
Operating Transfers to Other Funds	37,355,000	37,389,324	2,389,324	6.39%	-	37,389,324	-
TOTAL EXPENDITURES	<u>\$ 109,820,499</u>	<u>\$ 110,984,722</u>	<u>\$ 40,089,832</u>	36.12%	<u>\$ 3,598,950</u>	<u>\$ 112,293,250</u>	<u>\$ (1,308,528)</u>
NET REVENUES LESS EXPENDITURES	<u>\$ (1,574,165)</u>	<u>\$ (2,738,388)</u>	<u>\$ 14,717,456</u>			<u>\$ (4,046,916)</u>	
To/(From) Fund Balance							
						Overall Budget Variance	<u>\$ (1,308,528)</u>

CITY OF DURHAM, NORTH CAROLINA

Transit Operations Fund Revenues & Expenditures
For the Quarter Ending December 31, 2019

Exhibit 2

	FY2020 ADOPTED BUDGET	FY2020 ADJUSTED BUDGET	ACTIVITY THROUGH DECEMBER 2019	PERCENT OF BUDGET TO DATE	ENCUMBRANCES	PROJECTION THROUGH YEAR END	VARIANCE TO ADJUSTED BUDGET POSITIVE/ (NEGATIVE)
REVENUES							
Operating Revenues	\$ 2,516,691	\$ 2,516,691	\$ 1,002,009	39.81%		\$ 2,516,691	\$ -
Non-Operating Revenues							
Taxes	\$ 13,038,326	\$ 13,038,326	\$ 9,952,431	76.33%		\$ 13,122,296	\$ 83,970
Investment Income	-	-	4,073	0.00%		-	-
Miscellaneous	8,508,596	8,890,256	926,379	10.42%		8,890,256	-
Total Non-Operating Revenues	\$ 21,546,922	\$ 21,928,582	\$ 10,882,883	49.63%		\$ 22,012,552	\$ 83,970
TOTAL REVENUES	\$ 24,063,613	\$ 24,445,273	\$ 11,884,892	48.62%		\$ 24,529,243	\$ 83,970
EXPENDITURES							
Operating Expenditures	\$ 21,350,018	\$ 21,895,770	\$ 8,992,485	41.07%	\$ 10,306,149	\$ 21,646,390	\$ 249,380
Non-Departmental Administration	500,997	500,997	250,499	50.00%	-	500,997	-
Capital Outlay	325,633	390,654	-	0.00%	33,746	390,654	-
Debt Service Principal and Interest	235,249	235,249	176,789	75.15%	-	235,249	-
Operating Transfers to Other Funds	1,386,149	1,386,149	109,047	7.87%	-	1,386,149	-
TOTAL EXPENDITURES	\$ 23,798,046	\$ 24,408,819	\$ 9,528,820	39.04%	\$ 10,339,895	\$ 24,159,439	\$ 249,380
NET REVENUES LESS EXPENDITURES	\$ 265,567	\$ 36,454	\$ 2,356,072			\$ 369,804	
To/(From) Fund Balance							
						Overall Budget Variance	\$ 333,350

CITY OF DURHAM, NORTH CAROLINA

Exhibit 2

Solid Waste Disposal Operating Fund Revenues & Expenditures
For the Quarter Ending December 31, 2019

	FY2020 ADOPTED BUDGET	FY2020 ADJUSTED BUDGET	ACTIVITY THROUGH DECEMBER 2019	PERCENT OF BUDGET TO DATE	ENCUMBRANCES	PROJECTION THROUGH YEAR END	VARIANCE TO ADJUSTED BUDGET POSITIVE/ (NEGATIVE)
REVENUES							
Operating Revenues	\$ 8,371,537	\$ 8,371,537	\$ 4,015,556	47.97%		\$ 8,716,651	\$ 345,114
Non-Operating Revenues							
Taxes	\$ 19,435,798	\$ 19,435,798	\$ 14,835,736	76.33%		\$ 19,560,969	\$ 125,171
Investment Income	141,000	141,000	58,699	41.63%		141,000	-
Miscellaneous	207,622	207,622	253,995	122.34%		335,560	127,938
Operating Transfers from Other Funds	82,422	82,422	82,422	100.00%		82,422	-
Total Non-Operating Revenues	\$ 19,866,842	\$ 19,866,842	\$ 15,230,852	340.30%		\$ 20,119,951	\$ 253,109
TOTAL REVENUES	\$ 28,238,379	\$ 28,238,379	\$ 19,246,408	68.16%		\$ 28,836,602	\$ 598,223
EXPENDITURES							
Personnel Services	\$ 8,923,366	\$ 8,923,366	\$ 4,541,163	50.89%	\$ -	\$ 8,923,366	\$ -
Operating Expenditures	13,026,629	13,058,336	6,129,971	46.94%	2,772,131	13,240,194	(181,858)
Non-Departmental Administration	2,808,491	2,808,491	1,404,246	50.00%	-	2,808,491	-
Capital Outlay	263,500	343,388	4,635	1.35%	81,978	328,388	15,000
Debt Service Principal and Interest	3,042,513	3,042,513	571,449	18.78%	-	3,042,513	-
TOTAL EXPENDITURES	\$ 28,064,499	\$ 28,176,094	\$ 12,651,464	44.90%	\$ 2,854,109	\$ 28,342,952	\$ (166,858)
NET REVENUES LESS EXPENDITURES	\$ 173,880	\$ 62,285	\$ 6,594,944			\$ 493,650	
To/(From) Fund Balance							
						Overall Budget Variance	\$ 431,365

CITY OF DURHAM, NORTH CAROLINA

Storm Water Management Fund Revenues & Expenditures
For the Quarter Ending December 31, 2019

Exhibit 2

	FY2020 ADOPTED BUDGET	FY2020 ADJUSTED BUDGET	ACTIVITY THROUGH DECEMBER 2019	PERCENT OF BUDGET TO DATE	ENCUMBRANCES	PROJECTION THROUGH YEAR END	VARIANCE TO ADJUSTED BUDGET POSITIVE/ (NEGATIVE)
REVENUES							
Operating Revenues	\$ 16,393,888	\$ 16,393,888	\$ 11,081,090	67.59%		\$ 16,393,888	\$ -
Non-Operating Revenues							
Investment Income	\$ 191,000	\$ 191,000	\$ 84,180	44.07%		\$ 191,000	\$ -
Miscellaneous Income	-	-	13,700	0.00%		\$ 13,700	13,700
Operating Transfers from Other Funds	109,047	109,047	109,047	100.00%		109,047	-
Total Non-Operating Revenues	\$ 300,047	\$ 300,047	\$ 206,927	68.96%		\$ 313,747	\$ 13,700
TOTAL REVENUES	\$ 16,693,935	\$ 16,693,935	\$ 11,288,017	67.62%		\$ 16,707,635	\$ 13,700
Expenditures							
Personnel Services	\$ 8,916,721	\$ 8,917,679	\$ 4,405,672	49.40%	\$ 12,068	\$ 8,917,679	\$ -
Operating Expenditures	2,624,541	3,230,926	1,312,203	40.61%	588,033	3,243,478	(12,552)
Non-Departmental Administration	937,526	937,526	468,763	50.00%	-	937,526	-
Capital Outlay	-	54,113	-	0.00%	54,114	-	54,113
Operating Transfers to Other Funds	6,234,000	6,624,676	6,624,676	100.00%	-	6,624,676	-
TOTAL EXPENDITURES	\$ 18,712,788	\$ 19,764,920	\$ 12,811,314	64.82%	\$ 654,215	\$ 19,723,359	\$ 41,561
NET REVENUES LESS EXPENDITURES	\$ (2,018,853)	\$ (3,070,985)	\$ (1,523,297)			\$ (3,015,724)	
To/(From) Fund Balance							
						Overall Budget Variance	\$ 55,261

CITY OF DURHAM, NORTH CAROLINA

Parking Facilities Fund Revenues & Expenditures
For the Quarter Ending December 31, 2019

Exhibit 2

	FY2020 ADOPTED BUDGET	FY2020 ADJUSTED BUDGET	ACTIVITY THROUGH DECEMBER 2019	PERCENT OF BUDGET TO DATE	ENCUMBRANCES	PROJECTION THROUGH YEAR END	VARIANCE TO ADJUSTED BUDGET POSITIVE/ (NEGATIVE)
REVENUES							
Operating Revenues	\$ 5,799,602	\$ 5,799,602	\$ 2,463,469	42.48%		\$ 4,927,040	\$ (872,562)
Non-Operating Revenues							
Investment Income	\$ 138,000	\$ 138,000	\$ 39,564	28.67%		\$ 79,128	\$ (58,872)
Miscellaneous	-	-	18,087	0.00%		30,310	30,310
Operating Transfers from Other Funds	903,571	903,571	903,571	100.00%		903,571	-
Total Non-Operating Revenues	\$ 1,041,571	\$ 1,041,571	\$ 961,222	92.29%		\$ 1,013,009	\$ (28,562)
TOTAL REVENUES	\$ 6,841,173	\$ 6,841,173	\$ 3,424,691	50.06%		\$ 5,940,049	\$ (901,124)
EXPENDITURES							
Personnel Services	\$ 1,755,643	\$ 1,755,643	\$ 865,074	49.27%	\$ 708	\$ 2,140,398	\$ (384,755)
Operating Expenditures	2,347,383	2,610,528	1,026,342	39.32%	651,854	2,182,886	427,642
Non-Departmental Administration	416,147	416,147	208,074	50.00%	-	416,147	-
Capital Outlay	27,000	27,000	18,946	70.17%	-	27,000	-
Debt Service Principal and Interest	3,433,056	3,433,056	2,770,084	80.69%	-	3,433,056	-
Operating Transfers to Other Funds	-	25,000	1,333	5.33%	-	25,000	-
TOTAL EXPENDITURES	\$ 7,979,229	\$ 8,267,374	\$ 4,889,853	59.15%	\$ 652,562	\$ 8,224,487	\$ 42,887
NET REVENUES LESS EXPENDITURES	\$ (1,138,056)	\$ (1,426,201)	\$ (1,465,162)			\$ (2,284,438)	
To/(From) Fund Balance							
						Overall Budget Variance	\$ (858,237)

CITY OF DURHAM, NORTH CAROLINA

Ballpark Fund Revenues & Expenditures
For the Quarter Ending December 31, 2019

Exhibit 2

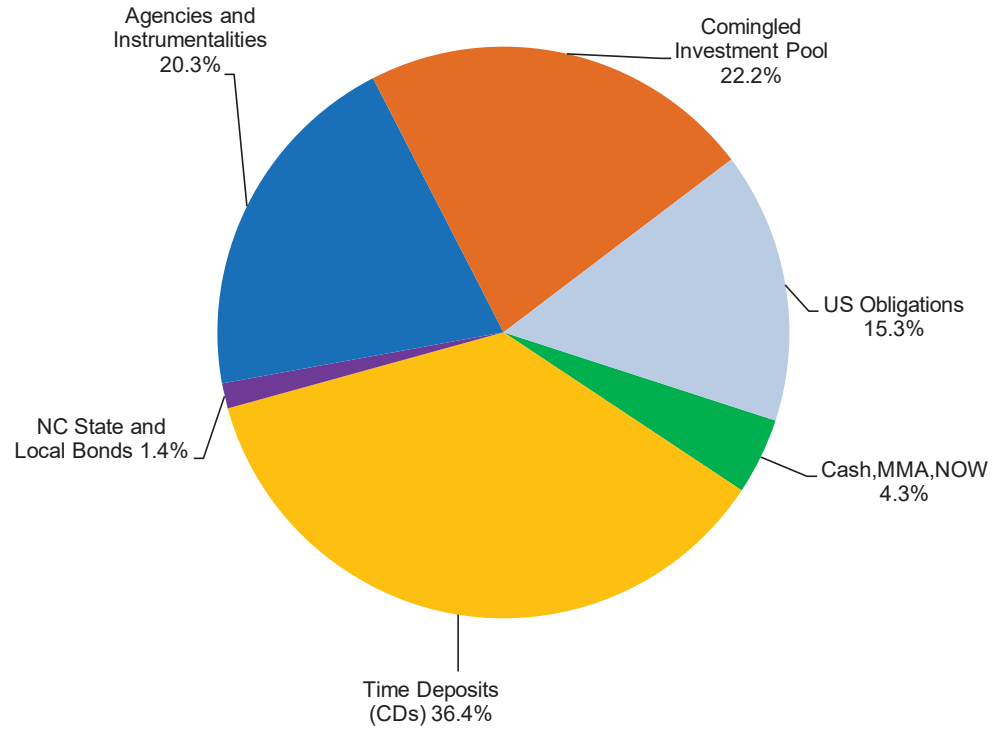
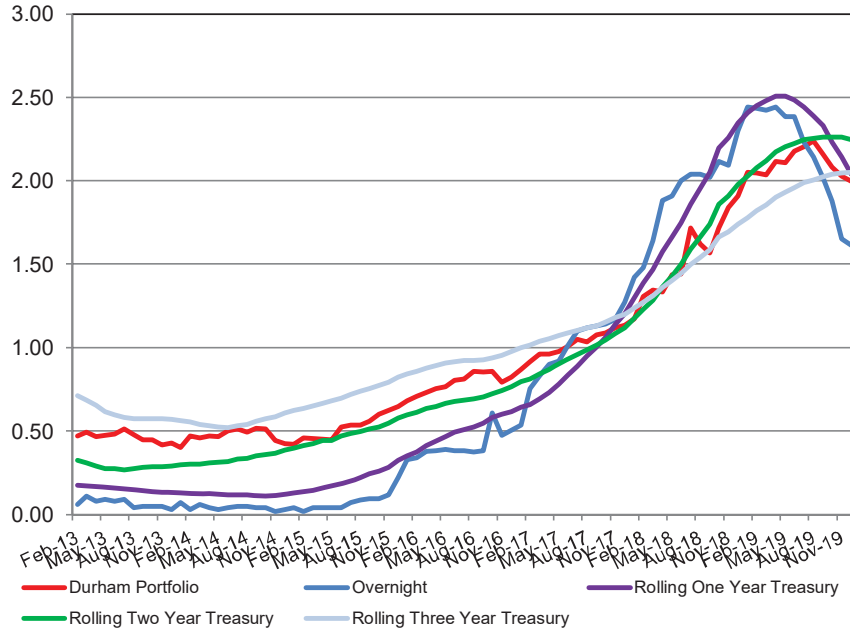
	FY2020 ADOPTED BUDGET	FY2020 ADJUSTED BUDGET	ACTIVITY THROUGH DECEMBER 2019	PERCENT OF BUDGET TO DATE	ENCUMBRANCES	PROJECTION THROUGH YEAR END	VARIANCE TO ADJUSTED BUDGET POSITIVE/ (NEGATIVE)
REVENUES							
Operating Revenues	\$ 277,960	\$ 277,960	\$ 53,484	19.24%		\$ 277,960	\$ -
Non-Operating Revenues							
Investment Income	\$ 11,355	\$ 11,355	\$ 23,727	208.96%		\$ 37,444	\$ 26,089
Operating Transfers from Other Funds	1,100,360	1,100,360	1,100,360	100.00%		1,100,360	-
Total Non-Operating Revenues	\$ 1,111,715	\$ 1,111,715	\$ 1,124,087	101.11%		\$ 1,137,804	\$ 26,089
TOTAL REVENUES	\$ 1,389,675	\$ 1,389,675	\$ 1,177,571	84.74%		\$ 1,415,764	\$ 26,089
EXPENDITURES							
Operating Expenditures	\$ 434,258	\$ 434,258	\$ -	0.00%	\$ -	\$ 434,258	\$ -
Debt Service Principal and Interest	1,228,320	1,228,320	924,612	75.27%	-	1,228,320	-
TOTAL EXPENDITURES	\$ 1,662,578	\$ 1,662,578	\$ 924,612	55.61%	\$ -	\$ 1,662,578	\$ -
NET REVENUES LESS EXPENDITURES	\$ (272,903)	\$ (272,903)	\$ 252,959			\$ (246,814)	
To/(From) Fund Balance							
						Overall Budget Variance	\$ 26,089

CITY OF DURHAM, NORTH CAROLINA
 Performing Arts Center Fund Revenues & Expenditures
 For the Quarter Ending December 31, 2019

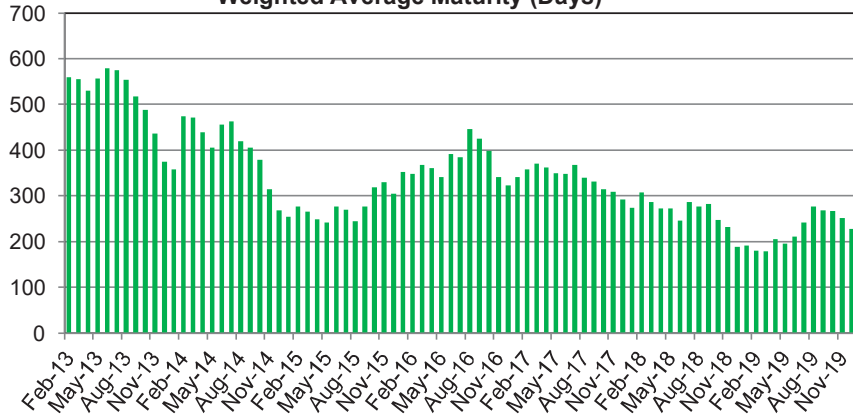
Exhibit 2

	FY2020 ADOPTED BUDGET	FY2020 ADJUSTED BUDGET	ACTIVITY THROUGH DECEMBER 2019	PERCENT OF BUDGET TO DATE	ENCUMBRANCES	PROJECTION THROUGH YEAR END	VARIANCE TO ADJUSTED BUDGET POSITIVE/ (NEGATIVE)
REVENUES							
Operating Revenues	\$ 1,611,219	\$ 1,611,219	\$ 40,973	2.54%		\$ 1,611,219	\$ -
Non-Operating Revenues							
Taxes	\$ 1,400,000	\$ 1,400,000	\$ 827,616	59.12%		\$ 1,400,000	\$ -
Naming rights	300,000	300,000	300,000	100.00%		300,000	-
Ticket facility fee	700,000	700,000	360,957	51.57%		700,000	-
Investment Income	63,581	63,581	50,310	79.13%		63,581	-
Total Non-Operating Revenues	\$ 2,463,581	\$ 2,463,581	\$ 1,538,883	62.47%		\$ 2,463,581	\$ -
TOTAL REVENUES	\$ 4,074,800	\$ 4,074,800	\$ 1,579,856	38.77%		\$ 4,074,800	\$ -
EXPENDITURES							
Operating Expenditures	\$ 640,931	\$ 655,794	\$ 239,287	36.49%	\$ 2,000	\$ 655,794	\$ -
Capital Outlay	338,036	1,804,140	1,201,593	66.60%	264,511	1,804,140	-
Debt Service Principal and Interest	2,231,745	2,231,745	385,873	17.29%	-	2,231,745	-
Operating transfers to other funds	864,088	864,088	864,088	100.00%	-	864,088	-
TOTAL EXPENDITURES	\$ 4,074,800	\$ 5,555,767	\$ 2,690,841	48.43%	\$ 266,511	\$ 5,555,767	\$ -
NET REVENUES LESS EXPENDITURES	\$ -	\$ (1,480,967)	\$ (1,110,985)			\$ (1,480,967)	
To/(From) Fund Balance							
						Overall Budget Variance	\$ -

Portfolio Performance %



Weighted Average Maturity (Days)



Investment Parameters	Maximum %	Actual	% of Portfolio	Status
Cash, MMA, NOW		\$ 15,457,500	4.3%	
Time Deposits (CDs)	90%	130,000,000	36.4%	Pass
Bankers Acceptances	25%/5%	-	0.0%	Pass
US Obligations	90%	54,745,846	15.3%	Pass
Commercial Paper	25%/5%	-	0.0%	Pass
NC State and Local Bonds	75%	5,116,323	1.4%	Pass
Agencies and Instrumentalities	90%	72,570,427	20.3%	Pass
LGC Certified MMF	100%	-	0.0%	Pass
Comingled Investment Pool	100%	79,424,295	22.2%	Pass
Repurchase Agreements	25%	-	0.0%	Pass
Mortgage-backed Obligation	25%/10%	-	0.0%	Pass
Callable Securities	50%	-	0.0%	Pass
Total		\$ 357,314,391	100%	

CITY OF DURHAM - PAYMENTS MADE FOR LIABILITY CLAIMS

Exhibit 4

Payments Made During Period 10/1/2019 - 12/31/2019

<u>Incident Date</u>	<u>Claim Number</u>	<u>Claimant</u>	<u>Amount</u>
07/03/2018	0571-AL-19-0500008-001	Spivey, Thomas	\$285.00
10/22/2018	0571-AL-19-0500121-002	Borland, David	\$4,000.00
10/17/2018	0571-AL-19-0500128-002	Pena, Miguel	\$10,000.00
11/19/2018	0571-AL-19-0500149-001	McLean, Jaylyn	\$1,492.00
02/01/2019	0571-AL-19-0500233-001	Harris, Tomika	\$795.00
02/05/2019	0571-AL-19-0500244-001	Greene, Amanda	\$5,533.38
06/19/2019	0571-AL-19-0500422-001	Carr, Paula	\$382.42
07/23/2019	0571-AL-20-0500026-001	Williams, Jeremy	\$462.23
08/12/2019	0571-AL-20-0500037-001	Blue, Joseph	\$1,803.68
08/29/2019	0571-AL-20-0500051-001	Coffey, Darla	\$2,221.38
09/03/2019	0571-AL-20-0500068-001	Parrillo, Ada	\$100.00
09/10/2019	0571-AL-20-0500073-001	Amaya, Julio	\$1,113.77
09/13/2019	0571-AL-20-0500075-001	Lenz, Luann	\$910.28
09/10/2019	0571-AL-20-0500077-001	Perry, Doris	\$555.88
09/20/2019	0571-AL-20-0500091-001	Unknown, Unknown	\$13.00
10/14/2019	0571-AL-20-0500102-001	Hargrove, Gloria	\$581.79
10/23/2019	0571-AL-20-0500120-001	Guerrette, Roy	\$150.00
09/25/2019	0571-AL-20-0500131-001	A Step Ahead, Carpet	\$397.11
11/04/2019	0571-AL-20-0500132-001	Summers, Ransom	\$1,305.23
11/04/2019	0571-AL-20-0500133-001	Edwards, Chamiya	\$1,129.83
11/18/2019	0571-AL-20-0500138-001	Bonilla-Valentin, Barbara	\$250.00
11/25/2019	0571-AL-20-0500145-001	Pryor, Elijah	\$138.60
Auto Liability Subtotal:			\$33,620.58

<u>Incident Date</u>	<u>Claim Number</u>	<u>Claimant</u>	<u>Amount</u>
05/23/2011	0571-GL-11-0500688-001	Rodriguez-Cabrera, Imer	\$4,581.25
04/04/2011	0571-GL-11-0500689-001	Mangum, Crystal	\$-80.50
09/21/2011	0571-GL-12-0500800-001	Washington, Frankie	\$70.00
06/04/2015	0571-GL-15-0500495-001	Turrentine, Antonio	\$157.50
11/21/1991	0571-GL-17-0500293-001	Howard, Darryl	\$293,113.00

CITY OF DURHAM - PAYMENTS MADE FOR LIABILITY CLAIMS

Exhibit 4

Payments Made During Period 10/1/2019 - 12/31/2019

<u>Incident Date</u>	<u>Claim Number</u>	<u>Claimant</u>	<u>Amount</u>
11/14/2016	0571-GL-17-0500314-001	Mole, Michael	\$35.00
04/05/2018	0571-GL-18-0500341-001	Friedman, Deborah	\$762.50
04/23/2018	0571-GL-18-0500343-001	Hyman, Jaden	\$14,607.00
04/05/2018	0571-GL-18-0500344-001	NC Coalition, For Israel	\$210.00
08/15/2017	0571-GL-18-0500350-001	Penny, Jerry	\$1,600.00
02/25/2019	0571-GL-19-0500271-001	Perry, Sandra	\$2,246.49
11/02/2018	0571-GL-19-0500310-001	Richardson, Rahshaun	\$60,200.00
05/30/2019	0571-GL-19-0500403-001	Clark, Erron	\$2,072.33
04/18/2019	0571-GL-19-0500453-001	Shuart, Kathy	\$1,400.00
06/05/2019	0571-GL-19-0500457-001	Dominion, Energy	\$1,138.62
07/02/2019	0571-GL-20-0500001-001	Walters, Shamar	\$1,565.00
07/06/2019	0571-GL-20-0500009-001	Divers, Betsy	\$750.00
07/08/2019	0571-GL-20-0500035-001	Reinhardt, Charles	\$1,715.19
08/28/2019	0571-GL-20-0500050-001	Minor, Penny	\$1,304.44
07/31/2019	0571-GL-20-0500055-001	McNeil, Norman	\$1,157.03
08/08/2019	0571-GL-20-0500065-001	Peaks, Deric	\$679.86
09/09/2019	0571-GL-20-0500071-001	Brown, Frank	\$445.00
09/04/2019	0571-GL-20-0500078-001	Burton, Shetarra	\$500.00
09/24/2019	0571-GL-20-0500080-001	Bilsky, Marissa	\$8,251.33
09/17/2019	0571-GL-20-0500082-001	Parr, Carolyn	\$325.00
09/16/2019	0571-GL-20-0500084-001	Pate, Milton	\$392.25
10/01/2019	0571-GL-20-0500097-001	Atlantic Auto, Exchange	\$405.00
10/01/2019	0571-GL-20-0500103-001	Renshaw, Sharon	\$1,297.00
10/30/2019	0571-GL-20-0500130-001	Cole Mill Road, Church	\$1,613.35
11/13/2019	0571-GL-20-0500151-001	Alward, Iyad	\$102.13
08/15/2019	0571-GL-20-0500159-001	Dominion, Energy NC	\$607.74
11/27/1991	0571-GL-92-0500001-001	Womble, Willie	\$626.61
General Liability Subtotal			\$403,850.12
Total Liability Payments:			\$437,470.70

Type of Contract

2nd Quarter	Service	Prof. Serv	Living Wage	CMAR	Const.	Real Estate Sale/Purchase	Inter-Gov't	Other	Purchase	Amendment/Change Orders	Lease	Non-City Agency	Grant	Total
Budget	2									1			1	4
City Attorney														0
City Clerk														0
City Manager										2				2
Community Development		3					1			4			2	10
Economic Development	4													4
Emergency Communications										1				1
EOEA														0
Finance	1													1
Fire							1			1				2
Fleet														0
Gen Services	5	3			6					20				34
Human Resources														0
Inspections														0
Internal Audit														0
Neighborhood Improvement	3									4				7
Parks & Recreation	64				1			1					1	67
Planning	2									1				3
Police	2	1											2	5
Public Affairs														0
Public Works	2	3			4			40		16				65
Solid Waste														0
Tech Solutions	1									2				3
Transportation	1	1			1		2	20	1	9				35
Water Mgmt	2	4			2					12				20
Total 2nd Qtr	89	15	0	0	14	0	4	61	1	73	0	0	6	263

CITY OF DURHAM, NORTH CAROLINA

Impact Fees Revenues and Expenditures

Quarter Ending December 31, 2019

Zone	6/30/2019 Account Balance	FY2020				Projected Revenue to 6/30/2020	Projected Funds Available 6/30/2020
		12/31/2019 Account Balance	12/31/2019 Funds obligated to CIP Projects*	Q2 12/31/2019 Funds Available			
Streets							
Zone 1	2,166	2,189	-	2,189	287	2,476	
Zone 2	2,820,535	2,850,666	-	2,850,666	30,394	2,881,060	
Zone 3	1,521,870	1,538,128	-	1,538,128	22,934	1,561,062	
Zone 4	7,411,577	8,737,591	-	8,737,591	925,285	9,662,876	
Zone 5	5,386,195	5,572,896	-	5,572,896	239,354	5,812,250	
Zone 6	1,577,892	1,623,239	-	1,623,239	45,348	1,668,587	
Parks and Recreation							
Zone 1	1,603,704	1,900,030	-	1,900,030	291,814	2,191,844	
Zone 2	436,547	679,860	-	679,860	159,861	839,721	
Zone 3	827,483	899,738	-	899,738	66,365	966,103	
Open Space							
Zone 1	964,961	1,125,251	-	1,125,251	113,919	1,239,170	
Zone 2	417,433	540,631	540,631	-	81,217	81,217	
Zone 3	376,935	698,747	500,000	198,747	34,073	232,820	
	23,347,298	26,168,966	1,040,631	25,128,335	2,010,851	27,139,186	

*Obligated Funds represent amounts allocated but not yet transferred to the projects.

City of Durham, North Carolina
Planned Debt Issuance as of December 31, 2019

As part of the annual budget process, the City Council approved a number of projects in the 2020-2024 Capital Improvement Plan (CIP) and had previously approved other capital projects in the prior year's CIP. Currently, the City is in the process of issuing a Request for Proposals (RFP) for \$21,000,000 to fund the rolling fleet acquisition plan. Additionally, the City anticipates putting an Installment Financing Contract (IFC) – Draw Program in place in FY21.

Reimbursement Resolutions

At the August 2nd, 2010, City Council meeting, Council adopted a resolution delegating authority to approve individual Reimbursement Resolutions to the Finance Director. This delegation of authority included the requirement to report to Council on a quarterly basis about declarations of intent to reimburse itself. Pursuant to this requirement, during the current quarter of FY2019-20, the Finance Director did not adopt a reimbursement resolution.

CITY OF DURHAM, NORTH CAROLINA

Exhibit 8

Donations

For the Quarter Ending December 2019

Water into trees \$ 612

Fire Department

Charles Schwab 100

R.J. Mercer Jr 50

Parks and Recreation

Foundation for the Carolinas 2,500

Total \$ 3,262

Capital Improvements Program - Projects Listing
December 31, 2019 Quarterly Report
FY 2020 -- First Quarter

Exhibit 9

Culture & Recreation					
Projects	Financial Summary			Project Status	
Project Title	Authorized Budget	Expenditures/ Encumbrances	Available Balance	Latest Project Status Reports	Stoplight
Athletic Court Renovations-2019	\$3,167,187.00	\$2,883,376.00	\$283,811.00	(Jan/08/2020) Project Phase: Completed Percent of Current Phase Complete: 100% Major Activities This Period: Construction at East End Park Tennis Courts is complete. Construction at Morreene Road Park Tennis Courts is complete, and also included access improvements to the adjacent playground and installation of public art. Expected Date of Substantial Completion: (qtr/year) 4/2019	Green
Campus Hills Baseball Field Lighting Project	\$250,000.00	\$230,250.00	\$19,750.00	(Jan/07/2020) Project Phase: Construction/Installation Percent of Current Phase Complete: 70% Major Activities This Period: The lighting system will be complete in January. Duke Energy is providing the facility with upgraded electrical transformers to operate the new Athletic lighting program. The field renovation contractor is under contract and will begin construction this spring to improve drainage, add irrigation and new grass for the multipurpose field. Expected Date of Substantial Completion: (qtr/year) 4/2020	Green

**Capital Improvements Program - Projects Listing
December 31, 2019 Quarterly Report
FY 2020 -- First Quarter**

Exhibit 9

CM Herndon Park Soccer Field/Parking Lot - 2019	\$1,639,091.00	\$149,417.00	\$1,489,674.00	(Jan/07/2020) Project Phase: Design Percent of Current Phase Complete: 90% Major Activities This Period: Design has completed Site Plan submittal approval, Construction Drawing submission and Erosion Control Submission. Upon approval of permitting documents the design team will advertise for bidding the construction of the field conversion project this spring. Expected Date of Substantial Completion: (qtr/year) 3/2020	Green
Crest Street Park Restroom Replacement	\$266,509.00	\$29,617.00	\$236,892.00	(Jan/08/2020) Project Phase: Bid Percent of Current Phase Complete: 60% Major Activities This Period: The architect is finalizing the bid documents and bidding should be complete by before the end of the 1st quarter. Expected Date of Substantial Completion: (qtr/year) 2/2020	Green
DPR Restroom Long Meadow Park	\$326,300.00	\$290,661.00	\$35,639.00	(Jan/07/2020) Project Phase: Construction/Installation Percent of Current Phase Complete: 95% Major Activities This Period: The project is substantially complete. City installed amenities will be completed in January of 2020. Expected Date of Substantial Completion: (qtr/year) 3/2020	Green

Capital Improvements Program - Projects Listing
December 31, 2019 Quarterly Report
FY 2020 -- First Quarter

Exhibit 9

<p>Hoover Road Athletic Park</p>	<p>\$9,455,660.00</p>	<p>\$862,152.00</p>	<p>\$8,593,508.00</p>	<p>(Jan/07/2020) Project Phase: Design Percent of Current Phase Complete: 90% Major Activities This Period: Construction Drawings and permitting documents are nearly all approved. The PGMP process will begin this month (1/2020) upon completion of the final Construction/Bid Documents. This project will go before City Council prior to Construction. Extra efforts are being placed on starting construction prior to the summer to initiate Bermuda sod installation. Expected Date of Substantial Completion: (qtr/year) 3/2020</p>	<p align="center">Green</p>
<p>Lyon Park Restroom Project</p>	<p>\$879,194.00</p>	<p>\$463,129.00</p>	<p>\$416,065.00</p>	<p>(Jan/08/2020) Project Phase: Bid Percent of Current Phase Complete: 90% Major Activities This Period: The project was advertised December 2019 and bids will be received January 2020. Expected Date of Substantial Completion: (qtr/year) 1/2020</p>	<p align="center">Green</p>
<p>Public Art Fund</p>	<p>\$345,000.00</p>	<p>\$144,520.00</p>	<p>\$200,480.00</p>	<p>(Jan/06/2020) Project Phase: Other Percent of Current Phase Complete: 0% Major Activities This Period: The artists, Stephen Hayes and David Wilson, are finalizing concepts and completing community engagement sessions for the public art for Black Wall Street Gardens; installation scheduled between 1st</p>	<p align="center">Green</p>

Capital Improvements Program - Projects Listing
December 31, 2019 Quarterly Report
FY 2020 -- First Quarter

Exhibit 9

				and 2nd quarter of 2020. The Cultural & Public Art Program is in planning stage for Hoover Road public art project. Expected Date of Substantial Completion: (qtr/year) 2/2020	
R. Kelly Bryant Bridge Trail	\$5,469,031.00	\$624,283.00	\$4,844,748.00	(Jan/09/2020) Project Phase: Design Percent of Current Phase Complete: 15% Major Activities This Period: Kimley-Horn & Associates provided the City with a final trail Alternative Alignment analysis. City staff conducted numerous public outreach efforts between Aug - Nov 2019 in person and via online survey to collect feedback on the project and potential route alignments. Staff presented updates to Durham Open Space and Trails Commission 10/16/2019. The project was well received. Members expressed preference for a trail alignment through Long Meadow and East End Park vs a wide sidewalk along Alston Ave between Liberty St and Granby St. Staff presented updates to the Bicycle and Pedestrian Advisory Committee 11/19/2019. The project was well received. Members did not expressed a preference for a trail alignment routes but did recommend specific safety measures be considered in design. Expected Date of Substantial Completion: (qtr/year) 1/2022 Other Comments:	Green

**Capital Improvements Program - Projects Listing
December 31, 2019 Quarterly Report
FY 2020 -- First Quarter**

Exhibit 9

				Equitable Engagement Summary Reports for this project will be sent to all residents and organizations who have signed up for project updates January 2020. The summary is also posted to the project website. Staff will present a summary of engagement efforts to City Council February 2020. A land survey sub consultant to Kimley-Horn will survey the alignment between February-May 2020.	
Red Maple Park Restroom Replacement	\$258,000.00	\$26,636.00	\$231,364.00	(Jan/08/2020) Project Phase: Bid Percent of Current Phase Complete: 60% Major Activities This Period: The architect is finalizing the bid documents and bidding should be complete by before the end of the 1st quarter. Expected Date of Substantial Completion: (qtr/year) 1/2020	Green
Rock Quarry Park Upgrades	\$750,000.00	\$82,309.00	\$667,691.00	(Jan/09/2020) Project Phase: Design Percent of Current Phase Complete: 85% Major Activities This Period: Construction plans are scheduled to be complete and the project advertised for construction February 2020. Construction is anticipated to begin by July 2020 and be complete by December 2020. Expected Date of Substantial Completion: (qtr/year) 3/2020	Green
Third Fork Creek Trail - Phase II	\$3,602,670.00	\$640,276.00	\$2,962,394.00	(Jan/09/2020) Project Phase: Design	Green

**Capital Improvements Program - Projects Listing
 December 31, 2019 Quarterly Report
 FY 2020 -- First Quarter**

Exhibit 9

				<p>Percent of Current Phase Complete: 15%</p> <p>Major Activities This Period: Kimley-Horn & Associates provided the City with a final trail Alternative Alignment analysis. City staff conducted numerous public outreach efforts between Aug - Nov 2019 in person and via online survey to collect feedback on the project and potential route alignments. Staff presented updates to Durham Open Space and Trails Commission 10/16/2019. The project was well received. One commission member preferred the Master Plan alignment continuing up Weaver Street that had been eliminated as an option due to Hillside Park Neighborhood resident dissatisfaction. The body as a whole was neutral on proposed trail route options but supported a trail extension between Southern Boundaries Park and the American Tobacco Trail. Staff presented updates to the Bicycle and Pedestrian Advisory Committee 11/19/2019. The project was well received. Members did not expressed a preference for a trail alignment routes but did recommend specific safety measures be considered in design including the use of truncated domes and audio signals at road crossings for user safety.</p> <p>Expected Date of Substantial Completion: (qtr/year) 1/2022</p>	
--	--	--	--	--	--

**Capital Improvements Program - Projects Listing
December 31, 2019 Quarterly Report
FY 2020 -- First Quarter**

Exhibit 9

				<p>Other Comments: Equitable Engagement Summary Reports for this project will be sent to all residents and organizations who have signed up for project updates January 2020. The summary is also posted to the project website. Staff will present a summary of engagement efforts to City Council February 2020. A land survey sub consultant to Kimley-Horn will survey the alignment between February-May 2020.</p>	
Valley Springs Upgrades	\$0.00	\$0.00	\$0.00	<p>(Jan/10/2020) Project Phase: Construction/Installation Percent of Current Phase Complete: 50% Major Activities This Period: Asphalt Paving and striping is complete. Bathroom fixtures have been installed. Significant rock was encountered in installing the sewer line to the bathroom and that work is on hold for approval of new sewer line design. Contractor performance issues have delayed progress. Expected Date of Substantial Completion: (qtr/year) 1/2021</p>	<p>Red Additional funds are needed to complete the work due to unforeseen site conditions.</p>
Total for Culture & Recreation	\$26,408,642.00	\$6,426,626.00	\$19,982,016.00		
General Services					
Projects	Financial Summary			Project Status	

Capital Improvements Program - Projects Listing
December 31, 2019 Quarterly Report
FY 2020 -- First Quarter

Exhibit 9

Project Title	Authorized Budget	Expenditures/ Encumbrances	Available Balance	Latest Project Status Reports	Stoplight
City-Wide Security Upgrades	\$1,170,270.00	\$1,163,244.00	\$7,026.00	(Jan/10/2020) Project Phase: Construction/Installation Percent of Current Phase Complete: 85% Major Activities This Period: Brady Integrated Security completed security upgrades at DPR Ops and Weaver Street Rec Center. Coordinating additional new security equipment installation per Security Strategic Plan for final phase with project completion by end of second quarter 2020. Expected Date of Substantial Completion: (qtr/year) 2/2020	Green
Durham Belt Line Trail	\$13,589,932.00	\$8,078,037.00	\$5,511,895.00	(Jan/07/2020) Project Phase: Planning Percent of Current Phase Complete: 80% Major Activities This Period: A proposed scope and fee for engineering design has been negotiated with the selected firm and is being prepared for review by NCDOT and approval by City Council. The contract for design services is anticipated to be awarded in Spring of 2020. Equitable engagement planning continues as a multi-departmental effort. Expected Date of Substantial Completion: (qtr/year) 3/2020	Green
Energy Management - City Hall HVAC 2019	\$6,023,949.00	\$1,596,203.00	\$4,427,746.00	(Jan/06/2020) Project Phase: Design	Green

**Capital Improvements Program - Projects Listing
December 31, 2019 Quarterly Report
FY 2020 -- First Quarter**

Exhibit 9

				<p>Percent of Current Phase Complete: 90% Major Activities This Period: City Hall- 90% Construction Drawings were received, reviewed, and final bidding documents are in process. 2nd, 3rd, and 4th floor energy savings lighting and HVAC controls are planned, along with replacement of major HVAC components located in the 5th floor mechanical room and the roof. Expected Date of Substantial Completion: (qtr/year) 3/2020</p>	
General Fund Fleet Vehicles	\$7,182,521.00	\$2,656,576.00	\$4,525,945.00	<p>(Jan/06/2020) Project Phase: Other Percent of Current Phase Complete: 38% Expected Date of Substantial Completion: (qtr/year) 4/2020</p>	Green
PWOC Renovation	\$7,419,468.00	\$1,404,923.00	\$6,014,545.00	<p>(Jan/06/2020) Project Phase: Design Percent of Current Phase Complete: 40% Major Activities This Period: Schematic Design is 20% complete. CPL Architects will move into Design Development in April 2020. Construction Documents should be complete September 2020. Expected Date of Substantial Completion: (qtr/year) 1/2021</p>	Green
Total for General Services	\$35,386,140.00	\$14,898,983.00	\$20,487,157.00		
Other Enterprise Funds					

Capital Improvements Program - Projects Listing
December 31, 2019 Quarterly Report
FY 2020 -- First Quarter

Exhibit 9

Projects	Financial Summary			Project Status	
Project Title	Authorized Budget	Expenditures/ Encumbrances	Available Balance	Latest Project Status Reports	Stoplight
Blue Light Emergency Phone System	\$500,000.00	\$0.00	\$500,000.00	(Jan/06/2020) Project Phase: Planning Percent of Current Phase Complete: 0% Major Activities This Period: This project has been delayed until FY21. Expected Date of Substantial Completion: (qtr/year) unknown	Green
Parking Guidance/Wayfinding Project	\$1,000,000.00	\$0.00	\$1,000,000.00	(Jan/06/2020) Project Phase: Other Percent of Current Phase Complete: 0% Major Activities This Period: This project has been delayed until FY21 in order to complete the installation of the new Off-Street Parking Access and Revenue Control in the parking garages. Expected Date of Substantial Completion: (qtr/year) unknown	Green
Transit Bus Stop Improvements Project	\$3,563,570.00	\$660,181.00	\$2,903,389.00	(Oct/17/2019) Project Phase: Construction/Installation Percent of Current Phase Complete: 40% Major Activities This Period: Construction is proceeding for 20 of the 31 original stops that can be constructed without additional right-of-way. Additionally, the 20 locations have been separated into three construction contracts. Construction activities on the first contract (8 locations) are complete. The 2nd (6	Green

**Capital Improvements Program - Projects Listing
December 31, 2019 Quarterly Report
FY 2020 -- First Quarter**

Exhibit 9

				locations) and 3rd (6 locations) contracts have been awarded and a notice to proceed issued. Construction is expected to be complete on the 2nd contract by December 31, 2019 and the 3rd contract by January 31, 2020. Expected Date of Substantial Completion: (qtr/year) unknown	
Total for Other Enterprise Funds	\$5,063,570.00	\$660,181.00	\$4,403,389.00		

Participatory Budget

Projects	Financial Summary			Project Status	
Project Title	Authorized Budget	Expenditures/ Encumbrances	Available Balance	Latest Project Status Reports	Stoplight
Accessible Ramps (Habitat for Humanity)- Ward 1	\$56,650.00	\$0.00	\$56,650.00	(Jan/10/2020) Project Phase: Planning Percent of Current Phase Complete: 0% Major Activities This Period: Community Development Department has submitted the Ramps contract with Durham Habitat for Humanity Inc. into Onbase for Ward 1, 2 & 3 The contract has been through work session and set for approval on January 21, 2020. Expected Date of Substantial Completion: (qtr/year) unknown	Green
Accessible Ramps (Habitat for Humanity)- Ward 2	\$56,650.00	\$0.00	\$56,650.00	(Jan/10/2020) Project Phase: Planning Percent of Current Phase Complete: 50% Major Activities This Period: Community Development	Green

Capital Improvements Program - Projects Listing
December 31, 2019 Quarterly Report
FY 2020 -- First Quarter

Exhibit 9

				<p>Department has submitted the Ramps contract with Durham Habitat for Humanity Inc. into Onbase for Ward 1, 2 & 3 The contract has been through work session and set for approval on January 21, 2020.</p> <p>Expected Date of Substantial Completion: (qtr/year) 2/2014</p>	
Accessible Ramps (Habitat for Humanity)- Ward 3	\$56,650.00	\$0.00	\$56,650.00	<p>(Jan/10/2020)</p> <p>Project Phase: Planning</p> <p>Percent of Current Phase Complete: 50%</p> <p>Major Activities This Period: Community Development Department has submitted the Ramps contract with Durham Habitat for Humanity Inc. into Onbase for Ward 1, 2 & 3 The contract has been through work session and set for approval on January 21, 2020.</p> <p>Expected Date of Substantial Completion: (qtr/year) 2/2014</p>	Green
ADA Equipment for Drew-Granby Park	\$79,310.00	\$0.00	\$79,310.00	<p>(Jan/05/2020)</p> <p>Project Phase: Design</p> <p>Percent of Current Phase Complete: 0%</p> <p>Major Activities This Period: Public meeting with community to hold a public design meeting and play equipment selection Saturday 1/18/20. This meeting has been delayed due to non-responsive primary delegate (missed meeting, emails). DPR contacted alternate delegate to develop meeting.</p> <p>Expected Date of Substantial Completion: (qtr/year) unknown</p>	Green

Capital Improvements Program - Projects Listing
December 31, 2019 Quarterly Report
FY 2020 -- First Quarter

Exhibit 9

Belmont Park Improvements	\$124,630.00	\$0.00	\$124,630.00	(Jan/10/2020) Project Phase: Planning Percent of Current Phase Complete: 50% Major Activities This Period: Meeting with community contacts the week of 9/30 to discuss the project and timeline for Belmont playground project. Parks and Recreation will develop a timeline with the community and my construction staff. One-year turnaround is still achievable. DPR has met with delegates twice on site to plan project and public input meeting. The delegates are setting the meeting date for early February. Expected Date of Substantial Completion: (qtr/year) 2/2020	Green
Bus Shelters on Fayetteville Street	\$0.00	\$0.00	\$0.00	(Jan/10/2020) Project Phase: Design Percent of Current Phase Complete: 95% Major Activities This Period: The bus stop pads have been designed by Kimley-Horn and were provided to the roadway widening contractor in early January. The shelters will be installed by a GoDurham contractor once the roadway widening is complete. Expected Date of Substantial Completion: (qtr/year) 1/2020	Green
Bus Shelters w/ reclaimed art & solar panels	\$395,757.00	\$0.00	\$395,757.00	(Jan/10/2020) Project Phase: Planning Percent of Current Phase Complete: 90% Major Activities This Period: The locations have been identified	Green

**Capital Improvements Program - Projects Listing
December 31, 2019 Quarterly Report
FY 2020 -- First Quarter**

Exhibit 9

				and given to General Services to prepare the designs using on-call design contracts. A meeting has been scheduled for mid-January with the PB and design team to review options for the shelter design. Expected Date of Substantial Completion: (qtr/year) 1/2020	
DHA Lighting & Security Cameras (Ward 2)	\$57,783.00	\$0.00	\$57,783.00	(Jan/10/2020) Project Phase: Planning Percent of Current Phase Complete: 75% Major Activities This Period: Contract (inter local agreement) and project scope is drafted. City Council approval scheduled for January 2020. Bidding scheduled to begin after Council approval and be completed by June 30, 2020. Expected Date of Substantial Completion: (qtr/year) 1/2020	Green
DHA Lighting & Security Cameras (Ward 3)	\$113,300.00	\$0.00	\$113,300.00	(Jan/10/2020) Project Phase: Planning Percent of Current Phase Complete: 75% Major Activities This Period: Contract (inter local agreement) and project scope is drafted. City Council approval scheduled for January 2020. Bidding scheduled to begin after Council approval and be completed by June 30, 2020. Expected Date of Substantial Completion: (qtr/year) 1/2020	Green
EI Futuro	\$96,168.00	\$0.00	\$96,168.00	(Jan/10/2020) Project Phase: Planning Percent of Current Phase	Green

Capital Improvements Program - Projects Listing
December 31, 2019 Quarterly Report
FY 2020 -- First Quarter

Exhibit 9

				<p>Complete: 15%</p> <p>Major Activities This Period: A non-City agency grant contract and exhibits were drafted and sent to El Futuro and are pending approval by the PB committee to proceed with the outlined approach for reimbursement.</p> <p>Expected Date of Substantial Completion: (qtr/year) 3/2021</p>	
Historic Monuments (Fayetteville Street)	\$89,702.00	\$0.00	\$89,702.00	<p>(Jan/07/2020)</p> <p>Project Phase: Planning</p> <p>Percent of Current Phase Complete: 25%</p> <p>Major Activities This Period: The Hayti Heritage Center representatives, General Services staff, and PB staff met on 12/4 to discuss PB project. Hayti Heritage reps shared with city staff that they would like to install vertical banners on their building, and wayfinding signs directing individuals to historic areas like Hayti. In addition, the design and placement of historical markers for eight historic neighborhoods were discussed. PB staff followed up with Hayti Center reps regarding procurement specifications for banner design and installation via email. Next steps: - Coordinate with community members and Transportation Department on historical marker placement and community engagement efforts. - Review quotes for banner design and installation for phase 1 of project. - Review design specifications for</p>	Green

**Capital Improvements Program - Projects Listing
December 31, 2019 Quarterly Report
FY 2020 -- First Quarter**

Exhibit 9

				designated historic districts. This is projected to be a two year project. Expected Date of Substantial Completion: (qtr/year) 3/2020	
LGBTQ Youth Center	\$113,300.00	\$0.00	\$113,300.00	(Jan/10/2020) Project Phase: Planning Percent of Current Phase Complete: 10% Major Activities This Period: Staff awaiting decision from LGBTQ Center regarding status of the Center's relocation. Staff has drafted an approach for reimbursement and is awaiting direction from PB Committee. Expected Date of Substantial Completion: (qtr/year) 4/2021	Green
Participatory Budgeting Projects	\$588,647.00	\$0.00	\$588,647.00	(Jan/10/2020) Project Phase: Other Percent of Current Phase Complete: 0% Major Activities This Period: This is the major project that supports funding of the FY20 awarded PB projects. As new projects are set up this individual projects will be reduced. individual project status' can be found by project title and/or ward assignment. Expected Date of Substantial Completion: (qtr/year) 4/2020	Green Master Project for all FY20 PB funded projects.
STEM & Entrepreneurship Program	\$99,121.00	\$0.00	\$99,121.00	(Jan/10/2020) Project Phase: Planning Percent of Current Phase Complete: 100% Major Activities This Period: 8/16/19: Technology Solutions and PB staff met with the Executive	Green

Capital Improvements Program - Projects Listing
December 31, 2019 Quarterly Report
FY 2020 -- First Quarter

Exhibit 9

				<p>Director of eMerging Entrepreneurs, on 8/14/19 to discuss project budget and scope. As part of the agreement, eMerging Entrepreneurs will partner with three nonprofit organizations (Emily K Center, and Partners for Youth Opportunity) to host STEM and Entrepreneurship classes. All locations are in Ward 1 and the goal is to recruit kids from underserved neighborhoods. The first draft of the grant agreement was reviewed by the City Attorney's Office and feedback was provided to staff. City Council approved the grant agreement during the December 19th City Council Meeting and funds are scheduled to be disbursed 1/20. This is projected to be a two year project.</p> <p>Expected Date of Substantial Completion: (qtr/year) 2/2020</p>	
Street Trees	\$67,980.00	\$54,407.00	\$13,573.00	<p>(Jan/13/2020) Project Phase: Construction/Installation Percent of Current Phase Complete: 55% Major Activities This Period: We have completed the installation of 917 trees of the scheduled 1,500. We anticipate completion by the end of March 2020. Expected Date of Substantial Completion: (qtr/year) 1/2020</p>	Green
Technology for Durham Public Schools- Ward 1	\$134,784.00	\$0.00	\$134,784.00	<p>(Jan/10/2020) Project Phase: Construction/Installation Percent of Current Phase Complete: 40%</p>	Green

Capital Improvements Program - Projects Listing
December 31, 2019 Quarterly Report
FY 2020 -- First Quarter

Exhibit 9

				<p>Major Activities This Period: Created a contract and submitted it as an Agenda Item for City Councils review to propose that it be approved and the City Manager be authorized to execute the contract. Based upon the DPS' replacement list, Ward 1 schools would be receiving 54 replacement projectors: Northern High School= 11 projectors Lucas Middle School= 10 projectors Carrington Middle School= 11 projectors Brogden Middle School= 11 projectors Neal Middle School= 11</p> <p>Expected Date of Substantial Completion: (qtr/year) 2/2020</p>	
Technology for Durham Public Schools- Ward 2	\$134,784.00	\$0.00	\$134,784.00	<p>(Jan/10/2020) Project Phase: Construction/Installation Percent of Current Phase Complete: 40% Major Activities This Period: Created a contract and submitted it as an Agenda Item for City Councils review to propose that it be approved and the City Manager be authorized to execute the contract. Based upon the DPS' replacement list, Ward 2 schools would be receiving 54 replacement projectors: Hillside High School= 15 Southern High School= 13 projectors Lowes Grove Magnet Middle School= 13 projectors Shepard Middle School= 13 projectors</p> <p>Expected Date of Substantial Completion: (qtr/year) 2/2020</p>	Green

Capital Improvements Program - Projects Listing
December 31, 2019 Quarterly Report
FY 2020 -- First Quarter

Exhibit 9

<p>Technology for Durham Public Schools- Ward 3</p>	<p align="center">\$134,784.00</p>	<p align="center">\$0.00</p>	<p align="center">\$134,784.00</p>	<p>(Jan/10/2020) Project Phase: Construction/Installation Percent of Current Phase Complete: 40% Major Activities This Period: Created a contract and submitted it as an Agenda Item for City Councils review to propose that it be approved and the City Manager be authorized to execute the contract. Based upon the DPS' replacement list, Ward 3 schools would be receiving 54 replacement projectors: Jordan High School= 14 projectors Githens Middle School= 13 projectors Lakewood Montessori Middle School= 14 projectors Rogers-Herr Middle School= 13 projectors Expected Date of Substantial Completion: (qtr/year) 2/2020</p>	<p align="center">Green</p>
<p>The Life Center of Durham</p>	<p align="center">\$0.00</p>	<p align="center">\$0.00</p>	<p align="center">\$0.00</p>	<p>(Jan/10/2020) Project Phase: Planning Percent of Current Phase Complete: 95% Major Activities This Period: 8/16/19: Technology Solution and PB staff met with the Executive Director of the Life Center of Durham to discuss project budget and scope. The Life Center will be providing STEM programming at Yates Baptist Church. A grant agreement is currently being drafted and will be shared with the City Attorney's Office. This agreement is in the process of being finalized 1/20 and submitted in the agenda cycle</p>	<p align="center">Green</p>

Capital Improvements Program - Projects Listing
December 31, 2019 Quarterly Report
FY 2020 -- First Quarter

Exhibit 9

				for March. PB staff is currently working with Risk in determining the insurance for STEM equipment. This is projected to be a two year project. Expected Date of Substantial Completion: (qtr/year) 2/2020	
Total for Participatory Budget	\$2,400,000.00	\$54,407.00	\$2,345,593.00		

Public Protection

Projects	Financial Summary			Project Status	
Project Title	Authorized Budget	Expenditures/ Encumbrances	Available Balance	Latest Project Status Reports	Stoplight
DPD Firing Range Restroom Facility	\$258,581.00	\$0.00	\$258,581.00	(Jan/06/2020) Project Phase: Design Percent of Current Phase Complete: 95% Major Activities This Period: Well has been drilled on site to help determine what's needed for an emergency shower. Project to be advertised for bid once the scope is clarified and addressed in the bid documents. Expected Date of Substantial Completion: (qtr/year) 3/2020	Yellow
Fire Station #18	\$6,700,770.00	\$743,332.00	\$5,957,438.00	(Jan/06/2020) Project Phase: Design Percent of Current Phase Complete: 1% Major Activities This Period: The City has awarded Monteith Construction and Davis-Kane	Green

Capital Improvements Program - Projects Listing
December 31, 2019 Quarterly Report
FY 2020 -- First Quarter

Exhibit 9

				Architects the Design-Build contract for the Station. Programming and Pre-Design will begin January 2020. Expected Date of Substantial Completion: (qtr/year) 2/2020	
Police HQ Replacement & Annex	\$71,909,000.00	\$68,032,941.00	\$3,876,059.00	(Jan/09/2020) Project Phase: Completed Percent of Current Phase Complete: 99% Major Activities This Period: 1. Architect error and omission items are mostly complete, with the exception of HVAC balancing issue where fix is being determined. 2. Contract reconciliation is underway. Expected Date of Substantial Completion: (qtr/year) 3/2020	Green
Total for Public Protection	\$78,868,351.00	\$68,776,273.00	\$10,092,078.00		

Solid Waste

Projects	Financial Summary			Project Status	
Project Title	Authorized Budget	Expenditures/ Encumbrances	Available Balance	Latest Project Status Reports	Stoplight
Solid Waste Customer Convenience Ctr. Improvements	\$204,883.00	\$54,084.00	\$150,799.00	(Jan/06/2020) Project Phase: Design Percent of Current Phase Complete: 22% Major Activities This Period: The design amendment for the modified scope has been executed, and the preliminary design is complete. Site plan submittal is scheduled for late January. Expected Date of Substantial Completion: (qtr/year) 2/2021	Green

Capital Improvements Program - Projects Listing
December 31, 2019 Quarterly Report
FY 2020 -- First Quarter

Exhibit 9

Solid Waste Fleet Vehicles	\$4,024,020.00	\$4,023,734.00	\$286.00	(Jan/06/2020) Project Phase: Other Percent of Current Phase Complete: 99% Expected Date of Substantial Completion: (qtr/year) 4/2020	Green
Total for Solid Waste	\$4,228,903.00	\$4,077,818.00	\$151,085.00		

Stormwater

Projects	Financial Summary			Project Status	
Project Title	Authorized Budget	Expenditures/ Encumbrances	Available Balance	Latest Project Status Reports	Stoplight
Algae Turf Scrubber Project	\$500,000.00	\$0.00	\$500,000.00	(Jan/03/2020) Project Phase: Other Percent of Current Phase Complete: 50% Major Activities This Period: Professional Services Contract 15747 - Algal Floway Site Selection & Preliminary Design Project. Project Manager: Jonathan Baker. This contract involves the selection of a permanent site and the preliminary design for future construction of an algal floway facility. Since a feasible site was not identified during the initial site selection, City Stormwater & GIS Services Division staff worked with the consultant to modify the project scope and expand the search for potential sites near Falls Lake. The contract was amended to reflect changes to the project scope, to extend the project timeline, and to request access to the contract contingency amount. The contract	Green

**Capital Improvements Program - Projects Listing
December 31, 2019 Quarterly Report
FY 2020 -- First Quarter**

Exhibit 9

				<p>amendment was approved and executed by the City Manager in December of 2019. The project completion percentage has been adjusted to be consistent with the amended project budget. Expected Date of Substantial Completion: (qtr/year) 4/2020</p>	
Drainage Repair of City Owned Properties	\$4,589,764.00	\$2,989,174.00	\$1,600,590.00	<p>(Jan/10/2020) Project Phase: Other Percent of Current Phase Complete: 70% Major Activities This Period: Professional Services Contract SD-2017-02 Stormwater Infrastructure Inventory and Assessment for Parks, Trails, and Cemeteries – Project Manager – Dana Hornkohl – This professional services contract seeks to generate an inventory and assessment for stormwater infrastructure within all City parks, trails, and cemeteries. Field work was completed in April 2018. Desktop and field work related to proposed Stormwater Control Measures is complete. Wet weather delayed work on video inspection of identified problem areas, surveying of identified drainage structures, and inspection of one dam facility. These efforts are complete as of June 2019. A draft report was submitted to the City for review in August 2018. The final report and overall project is anticipated to be completed by March 2020. Construction Contract SD-2018-03 Trenchless Pipe Repairs – Project</p>	Green

**Capital Improvements Program - Projects Listing
 December 31, 2019 Quarterly Report
 FY 2020 -- First Quarter**

Exhibit 9

				<p>Manager – Dana Hornkohl – This construction project utilizes cured-in-place pipe (CIPP) to repair compromised storm drainage pipe without excavation. A total of eight sites will be addressed; three sites located on City owned property have been completed. It is anticipated that two additional sites will be addressed. Work is anticipated to be completed by March 2020.</p> <p>Construction Contract SD-2018-09 Drainage Structure Access and Stabilization – Project Manager – Dana Hornkohl – This construction project will modify existing drainage structures to provide access and stabilize existing drainage structures that are compromised. A total of twenty sites will be addressed; twelve sites are located on City owned property; all of these sites have been completed. Contract work began in September 2018 and should be completed in March 2020.</p> <p>Construction Contract SD-2020-02 Stormwater Infrastructure Repairs – Project Manager – Dana Hornkohl – This construction project will repair one existing Stormwater Control Measure (SCM) and construct a new SCM on City owned property. City Council authorized the contract in December 2019. A Notice to Proceed is anticipated later in January 2020. Construction is scheduled to take no more than one year.</p> <p>Expected Date of Substantial</p>	
--	--	--	--	--	--

**Capital Improvements Program - Projects Listing
December 31, 2019 Quarterly Report
FY 2020 -- First Quarter**

Exhibit 9

				<p>Completion: (qtr/year) 3/2021 Other Comments: None.</p>	
Floodplain Management	\$2,688,434.00	\$449,269.00	\$2,239,165.00	<p>(Jan/10/2020) Project Phase: Other Percent of Current Phase Complete: 80% Major Activities This Period: Unified Hazard Mitigation Assistance Grant Program – Project Managers – Dana Hornkohl and Graham Summerson – The City applies to the Unified Hazard Mitigation Assistance Grant Program (HMGP) administered by the State on a routine basis and when the State presents non-routine grant opportunities (post disaster declarations, etc.). Eligible properties may receive grants for property acquisition and conversion to open space or elevation of structures above the base flood elevation. The Federal Government typically contributes 75% of the cost of the effort and the State contributes the remaining 25% of the cost. The City has entered into two grant agreements for the elevation of one property (HMGP 4167-0009-R, 05/01/2017) and the acquisition of five properties (HMGP 4167-0014-R, 01/10/2018). The City entered into a contract for project management services to manage all HMGP projects and issued a Notice to Proceed in July 2018. Primary work on the elevation and acquisitions began in November</p>	Green

**Capital Improvements Program - Projects Listing
 December 31, 2019 Quarterly Report
 FY 2020 -- First Quarter**

Exhibit 9

				<p>2018. Property owner interviews were held in December 2018. Procurement for structural engineering, surveying, appraisal, legal, and asbestos inspection services concluded in June 2019 and all contracts have been executed. Notices to Proceed for all acquisition services was issued in November 2019 once the grant agreement was renewed. Elevation services are still holding for a renewed grant agreement. Both HMGP projects should be completed by September 2020. The City applied for HMGP grants in March 2019 for nine properties that suffered flooding damage resulting from the remnants of Hurricane Florence in September 2018. This application is still under review by the State. Professional Services Contract SD-2017-01 On-Call Stormwater Professional Services – Project Manager – Dana Hornkohl – This professional services program provides on-call design and related work for stormwater infrastructure and stormwater quality projects. This program is anticipated to last for three years (May 2017 to April 2020) with an option to extend the program for an additional year. At this time one Supplemental Services Agreement (SSA) has been executed for floodplain management, engaging a consultant to assist the Development Services Center (DSC) with reviewing a</p>	
--	--	--	--	---	--

**Capital Improvements Program - Projects Listing
December 31, 2019 Quarterly Report
FY 2020 -- First Quarter**

Exhibit 9

				backlog of floodplain development applications. Twenty-five floodplain development reviews have been reviewed as part of this SSA as of January 2020. Expected Date of Substantial Completion: (qtr/year) 2/2021 Other Comments: None.	
Private Property Drainage Projects	\$5,012,670.00	\$1,447,566.00	\$3,565,104.00	(Jan/10/2020) Project Phase: Other Percent of Current Phase Complete: 85% Major Activities This Period: Construction Contract SD-2018-09 Drainage Structure Access and Stabilization – Project Manager – Dana Hornkohl – This construction project will modify existing drainage structures to provide access and stabilize existing drainage structures that are compromised. A total of twenty sites will be addressed; two sites are located on private property; both sites have been completed. Contract work began in September 2018 and should be completed in March 2020. Professional Services Contracts SD-2018-06, SD-2018-07, and SD-2018-08 Private Drainage Assistance Projects – Project Managers –Greg Smith and Allison Molleson – These are three professional services contracts for the design, permitting and developing of construction documents for sixteen identified Private Drainage Assistance Program (PDAP) projects. Work	Green

Capital Improvements Program - Projects Listing
December 31, 2019 Quarterly Report
FY 2020 -- First Quarter

Exhibit 9

				<p>began in June 2018. Construction drawings and permitting are complete and easement/right-of-way acquisition has begun for SD-2018-06 and SD-2018-07. Projects included in these two design contracts will be ready for construction advertisement later in fiscal year 2020. Projects included in SD-2018-08 are currently under design after a delayed in order to address emergency work.</p> <p>Construction Contract SD-2019-02 Stormwater Infrastructure Repairs – Project Manager – Dana Hornkohl – This construction project includes repairs of stormwater drainage infrastructure systems at seven project site locations throughout the City of Durham. One site on private property has been completed. Contract work is scheduled to be completed in March 2020.</p> <p>Construction Contract SD-2019-09 Stormwater Infrastructure Repairs – Project Manager – Allison Molleson – This construction project will perform repairs of stormwater drainage infrastructure systems at seven project site locations throughout the City of Durham. Four sites are located on private property have been completed. Contract work will continue through June 2020.</p> <p>Expected Date of Substantial Completion: (qtr/year) 2/2021</p> <p>Other Comments: None.</p>	
--	--	--	--	--	--

Capital Improvements Program - Projects Listing
December 31, 2019 Quarterly Report
FY 2020 -- First Quarter

Exhibit 9

<p>South Ellerbe Stormwater Restoration Project</p>	<p>\$2,600,000.00</p>	<p>\$15,670.00</p>	<p>\$2,584,330.00</p>	<p>(Jan/03/2020) Project Phase: Other Percent of Current Phase Complete: 56% Major Activities This Period: Staff presented a project update and construction cost estimate to City Council at the October 10, 2019 Work Session. Staff worked with Ellerbe Creek Watershed Association to host a field trip stop at the project site for a national land conservation conference in October. The site plan permit application and floodplain development permit application for the soil removal phase was submitted to the Durham City-County Planning Department. Staff expanded Spanish-language engagement efforts by distributing project information at the City's Bilingual Open House and at the Immaculate Conception Catholic Church after Spanish Mass. Expected Date of Substantial Completion: (qtr/year) 3/2022</p>	<p align="center">Green</p>
<p>Stormwater Fleet Vehicles</p>	<p>\$574,000.00</p>	<p>\$26,562.00</p>	<p>\$547,438.00</p>	<p>(Jan/06/2020) Project Phase: Other Percent of Current Phase Complete: 79% Expected Date of Substantial Completion: (qtr/year) 4/2020</p>	<p align="center">Green</p>
<p>Stormwater Infrastructure & BMP Improvements</p>	<p>\$13,415,700.00</p>	<p>\$12,313,204.00</p>	<p>\$1,102,496.00</p>	<p>(Jan/10/2020) Project Phase: Other Percent of Current Phase Complete: 70% Major Activities This Period: Professional Services Contract SD-2017-01 On-Call Stormwater</p>	<p align="center">Green</p>

**Capital Improvements Program - Projects Listing
 December 31, 2019 Quarterly Report
 FY 2020 -- First Quarter**

Exhibit 9

				<p>Professional Services – Project Manager – Dana Hornkohl – This professional services program provides on-call design and related work for stormwater infrastructure and stormwater quality projects. This program is anticipated to last for three years (May 2017 to April 2020) with an option to extend the program for an additional year. At this time two Supplemental Services Agreements (SSAs) have been executed for design work within the right-of-way, a pilot pervious paving street project for Bradford Circle and a culvert replacement project for Buckingham Road. Design, construction documents, and permitting are complete. Right-of-way and temporary construction easement acquisition is underway. A construction contract for the Buckingham Road project was advertised in December 2019. The Bradford Circle project will be advertised for construction once acquisitions are nearing completion. An additional SSA is being developed to address a compromised roadway culvert end wall on South Roxboro Street. Professional Services Contract SD-2018-01 & SD-2018-02 Odyssey Drive and Alpine Road Culvert Replacements - Project Managers – Dana Hornkohl and Greg Smith – These are professional services contracts for the design, permitting and developing of construction</p>	
--	--	--	--	--	--

**Capital Improvements Program - Projects Listing
 December 31, 2019 Quarterly Report
 FY 2020 -- First Quarter**

Exhibit 9

				<p>documents for the replacements to two existing stormwater culverts along Odyssey Drive and Alpine Road. Construction documents and permitting are complete for both projects. Easements and right-of-way are being acquired. The Alpine Road construction project was advertised in December 2019. The Odyssey Drive project will be advertised later in this fiscal year. Construction Contract SD-2018-03 Trenchless Pipe Repairs – Project Manager – Dana Hornkohl – This construction project utilizes cured-in-place pipe (CIPP) to repair compromised storm drainage pipe without excavation. A total of eight sites will be addressed; two sites located in City maintained rights-of-way have been completed. It is anticipated one additional site will be addressed. Work is anticipated to be completed by March 2020. Construction Contract SD-2018-09 Drainage Structure Access and Stabilization – Project Manager – Dana Hornkohl – This construction project will modify existing drainage structures to provide access and stabilize existing drainage structures that are compromised. A total of twenty sites will be addressed; six sites are located in City maintained rights-of-way. Five of these sites have been completed. Contract work began in September 2018 and should be completed in March 2020. Construction Contract SD-2019-01</p>	
--	--	--	--	---	--

**Capital Improvements Program - Projects Listing
 December 31, 2019 Quarterly Report
 FY 2020 -- First Quarter**

Exhibit 9

				<p>Stormwater Infrastructure Repairs – Project Manager – Greg Smith – This construction project will primarily address culvert scour issues at ten project sites throughout the City of Durham within City maintained rights-of-way. Work began in October 2019 and four sites have been completed. Work at the remaining sites is anticipated to be completed by April 2020. Construction Contract SD-2019-02</p> <p>Stormwater Infrastructure Repairs – Project Manager – Dana Hornkohl – This construction project includes repairs of stormwater drainage infrastructure systems at seven project site locations throughout the City of Durham. Six sites are within City maintained rights-of-way and have been completed. Contract work is scheduled to be completed in March 2020. Services Contracts SD-2019-06 & SD-2019-07</p> <p>Municipal Separate Storm Sewer System (MS4) Inspections - Project Manager – Allison Molleson - These contracts involve the video inspection and evaluation of portions of the City's storm sewer system for condition, verification, and illicit discharge detection. Notices to Proceed were issued in October 2019. The contracts are planned to remain active for two years, ending in October 2021. Eleven sites have been identified at this time and work should begin in January 2020. Construction Contract SD-2019-09</p>	
--	--	--	--	--	--

**Capital Improvements Program - Projects Listing
 December 31, 2019 Quarterly Report
 FY 2020 -- First Quarter**

Exhibit 9

				<p>Stormwater Infrastructure Repairs – Project Manager – Allison Molleson – This construction project will perform repairs of stormwater drainage infrastructure systems at seven project site locations throughout the City of Durham. Three sites are located within City maintained rights-of-way. Contract work will continue through June 2020. Lodge Street Regional Stormwater Improvements SD-2019-10 - Project Manager – Greg Smith – This is a professional services contract for the design, permitting and developing of construction documents for the rerouting and replacement of sections of the storm drainage system near the intersection of Lodge Street and Scout Drive. A Notice to Proceed was issued in March 2019. Construction documents and permitting are complete. Easement and right-of-way acquisition began in November 2019. This design contract should be complete later in January 2020. Buckingham Road Culvert Replacement (SD-2020-03) – Project Manager – Antwon Williams – This construction project will replace the roadway culvert where Buckingham Road and Third Fork Creek Tributary C meet. The contract was advertised in December 2019 with a bid opening in January 2020. A Notice to Proceed is anticipated in April 2020.</p>	
--	--	--	--	--	--

Capital Improvements Program - Projects Listing
December 31, 2019 Quarterly Report
FY 2020 -- First Quarter

Exhibit 9

				<p>Construction is expected to take six months. Alpine Road Culvert Replacement (SD-2020-04) – Project Manager – Greg Smith – This construction project will replace the roadway culvert where Alpine Road and Third Fork Creek Tributary C meet. The contract was advertised in December 2019 with a bid opening in January 2020. A Notice to Proceed is anticipated in April 2020. Construction is expected to take six months.</p> <p>Expected Date of Substantial Completion: (qtr/year) 2/2022</p> <p>Other Comments: None.</p>	
Stormwater Retrofitting	\$6,173,000.00	\$4,972,610.00	\$1,200,390.00	<p>(Jan/03/2020)</p> <p>Project Phase: Other</p> <p>Percent of Current Phase Complete: 46%</p> <p>Major Activities This Period: 16301 – 2019 Agreement between Durham Soil and Water Conservation District and the City for installation of stormwater control measures - 10% complete - DSWCD staff have contracted for 5 projects and are conducting site visits to identify additional projects to implement. 15380 - Pearl Mill Bioretention Project 44% complete - Construction of the bioretention started in October 2019. During excavation, the ECWA's contractor discovered a structure foundation and demolition debris that needed to be removed and disposed of. The contractor also ran into issues</p>	Green

Capital Improvements Program - Projects Listing
December 31, 2019 Quarterly Report
FY 2020 -- First Quarter

Exhibit 9

				retrofitting the outlet pipe from an existing catch basin. Expected Date of Substantial Completion: (qtr/year) 2/2021	
Watershed Planning & Implementation	\$9,994,774.00	\$8,029,826.00	\$1,964,948.00	(Feb/05/2020) Project Phase: Other Percent of Current Phase Complete: 52% Major Activities This Period: 13503 – Eno River Watershed Improvement Plan - 100% complete.SP-2019-01 – New Hope Creek & Little Creek Watershed Improvement Plan -6% complete - Consultant is working on preliminary watershed assessment and characterization using data provided. Field work assessing existing and potential new Stormwater Control Measures began in mid-December and is now substantially complete. A press release regarding the field work and project was issued December 3. Expected Date of Substantial Completion: (qtr/year) 2/2021	Green
Total for Stormwater	\$45,548,342.00	\$30,243,881.00	\$15,304,461.00		
Technology					
Projects	Financial Summary		Project Status		

**Capital Improvements Program - Projects Listing
December 31, 2019 Quarterly Report
FY 2020 -- First Quarter**

Exhibit 9

Project Title	Authorized Budget	Expenditures/ Encumbrances	Available Balance	Latest Project Status Reports	Stoplight
City/Duke Fiber Optic Network Project	\$6,112,690.00	\$6,076,609.00	\$36,081.00	<p>(Jan/03/2020) Project Phase: Planning Percent of Current Phase Complete: 60% Major Activities This Period: Project Phase: Construction/Installation Percent of Current Phase Complete: 60% Major Activities This Period: Network Equipment Update: All network devices were purchased within the month of December 2018 to avoid tariffs. All of the equipment has been delivered and inventoried. The equipment is stored in a secure room in the Police headquarters within the DECC department. Permitting Update: For 80 sites in the project, 90% complete on all permits and 65% complete on site visits. Construction Update: Construction has been authorized for the TA Grady spur. Duke University will provide internet connectivity to TA Grady until the site can be migrated to the City's service. Construction has also been authorized for the City Hall and Police Department Headquarters' sites which will form part of the backbone for the City's fiber network. Expected Date of Current Phase Completion: (qtr/year) 1/2021 Other Comments: Using the Fiber Network: A vendor has been selected for the fiber testing, installation of network equipment,</p>	<p>Green Project Phase: Construction/Installation Percent of Current Phase Complete: 50% Major Activities This Period: Network Equipment Update: All network devices were purchased within the month of December 2018 to avoid tariffs. All of the equipment has been delivered and inventoried. The equipment is stored in a secure room in the Police headquarters within the DECC department. TS engaged our managed services provider to install and configure the new core switches aligned to the City/Duke Fiber Optic Project design in advance of the installation of the hardware supporting the fiber ring. The cut over of the core switch can be done in a single weekend activity with minimal disruption and will allow for more streamlined installation of the full ring later. Pending plan to move forward with cut and approval of business units. Permitting Update: For 80 sites in the project, permits and designs for</p>

Capital Improvements Program - Projects Listing
December 31, 2019 Quarterly Report
FY 2020 -- First Quarter

Exhibit 9

				<p>and configuration. Planning with the vendor starts in early 2020. Timeline for Completion: Current phase of the project is dependent on the Duke construction process. The City is on track to meet their commitments to Duke per the agreement.</p> <p>Expected Date of Substantial Completion: (qtr/year) unknown</p>	<p>spurs are complete for 87%. Construction Update: Construction has been authorized for the TA Grady spur. Duke will start the construction of the City spurs upon completion of the permitting and prioritization from the City. Expected Date of Current Phase Completion: (qtr/year) 1/2021 Other Comments: Using the Fiber Network: Vendor contract to install the electronics for the Fiber Ring being prepared for November Council agenda. Timeline for Completion: Current phase of the project is dependent on the Duke construction process. The City is on track to meet their commitments to Duke per the agreement.</p>
IT Governance Projects	\$65,519.00	\$42,005.00	\$23,514.00	<p>(Dec/31/2019)</p> <p>Project Phase: Other</p> <p>Percent of Current Phase Complete: 0%</p> <p>Major Activities This Period: Status of FY18 approved and funded projects as of December 31, 2019: -12 projects have been completed or closed -2 projects will complete in FY20 Status of FY19 approved and funded projects as of December 31, 2019: -1 project completed in FY19 -1 project is scheduled to complete in FY20 Status of FY20 approved and</p>	Green

Capital Improvements Program - Projects Listing
December 31, 2019 Quarterly Report
FY 2020 -- First Quarter

Exhibit 9

				<p>funded projects as of December 31, 2019: -1 project completed in FY20 - 7 projects are scheduled to complete in FY20 -2 projects are scheduled to complete in FY21</p> <p>Expected Date of Substantial Completion: (qtr/year) unknown</p> <p>Other Comments: Details can be found on the Project Management Office site link on the IT Governance page on CODI.</p>
Total for Technology	\$6,178,209.00	\$6,118,614.00	\$59,595.00	

Transportation

Projects	Financial Summary			Project Status	
Project Title	Authorized Budget	Expenditures/ Encumbrances	Available Balance	Latest Project Status Reports	Stoplight
Accessible Pedestrian Signal Improvements	\$600,000.00	\$0.00	\$600,000.00	(Jan/10/2020) Project Phase: Other Percent of Current Phase Complete: 0% Major Activities This Period: City Transportation Staff utilized the sequence of construction to secure material quotes for the Accessible Pedestrian Signal (APS) installation effort. Materials will be procured in early Q3 for in-house installations. City Transportation will continue to follow the sequence of construction to complete the signal improvements using in-house forces. The signal system design consultant of record will complete the signal plan revisions for	Green

**Capital Improvements Program - Projects Listing
December 31, 2019 Quarterly Report
FY 2020 -- First Quarter**

Exhibit 9

				additional APS designs. Supplemental Agreements (On-Call Design Services Master Agreement) for the signal designs will be routed and executed in Q3 of FY 2020. Construction advertisement will occur once the signal designs are completed and approved by NCDOT. Expected Date of Substantial Completion: (qtr/year) unknown	
Alston Avenue Sidewalk (C-5183B)	\$1,484,971.00	\$48,691.00	\$1,436,280.00	(Jan/10/2020) Project Phase: Design Percent of Current Phase Complete: 100% Major Activities This Period: Public Works is responding to NCDOT comments and will resubmit the bid documents Expected Date of Substantial Completion: (qtr/year) 2/2020	Green
Bicycle Facilities	\$100,000.00	\$100,000.00	\$0.00	(Jan/10/2020) Project Phase: Design Percent of Current Phase Complete: 100% Major Activities This Period: Consultant is finalizing bid documents. Expected Date of Substantial Completion: (qtr/year) 3/2020	Green
Bike Lanes (C-5605E)	\$829,170.00	\$3,200.00	\$825,970.00	(Jan/10/2020) Project Phase: Design Percent of Current Phase Complete: 100% Major Activities This Period: This project will begin once the bicycle facility designs are finalized. Expected Date of Substantial Completion: (qtr/year) 3/2020	Green

Capital Improvements Program - Projects Listing
December 31, 2019 Quarterly Report
FY 2020 -- First Quarter

Exhibit 9

<p>Bridge Maintenance & Repair</p>	<p align="right">\$521,659.00</p>	<p align="right">\$0.00</p>	<p align="right">\$521,659.00</p>	<p>(Jan/06/2020) Project Phase: Design Percent of Current Phase Complete: 65% Major Activities This Period: ST-288a, Bridge Design Services The construction documents are being prepared for the first group of bridges. The second group are being designed. Expected Date of Substantial Completion: (qtr/year) 2/2020 Other Comments: This program will address bridge preventative maintenance, make bridge repairs, and remove one obsolete bridge.</p>	<p align="center">Green</p>
<p>Dirt/Petition Street Paving</p>	<p align="right">\$3,025,501.00</p>	<p align="right">\$0.00</p>	<p align="right">\$3,025,501.00</p>	<p>(Jan/06/2020) Project Phase: Construction/Installation Percent of Current Phase Complete: 50% Major Activities This Period: Construction has begun on Castell Drive. Missell Avenue and Ardmore Drive are complete. Expected Date of Substantial Completion: (qtr/year) 2/2020 Other Comments: Funding of these projects are used to pave gravel or dirt streets. The projects have been ordered by City Council once a successful petition has been completed by the property owners, or have been ordered under City Councils Enabling Act Authority. Currently there are nine streets ordered by Council for paving.</p>	<p align="center">Green</p>

Capital Improvements Program - Projects Listing
December 31, 2019 Quarterly Report
FY 2020 -- First Quarter

Exhibit 9

<p>Durham Traffic Signal System (U-5968)</p>	<p>\$600,000.00</p>	<p>\$125,852.00</p>	<p>\$474,148.00</p>	<p>(Jan/10/2020) Project Phase: Other Percent of Current Phase Complete: 0% Major Activities This Period: Construction of the Durham Signal System is underway. BB&H Construction is secured approvals for material cut sheets and established a Durham field office in Q2. 14 utility companies are completing aerial utility adjustments (per the proposed sequence of construction) in advance of BB&H's proposed plan to attach to Duke Power's Utility poles. The City of Durham is responsible for ~1400 utility adjustments throughout the city. City staff continue to complete in-house utility adjustments. City forces hired STS Communications Inc. to supplement in-house forces to ensure the project remains on schedule. The project remains on schedule with an anticipated completion date of August 1, 2024. Expected Date of Substantial Completion: (qtr/year) unknown</p>	<p align="center">Green</p>
<p>Fayetteville Road Widening (U-6021)</p>	<p>\$41,000.00</p>	<p>\$0.00</p>	<p>\$41,000.00</p>	<p>(Jan/10/2020) Project Phase: Design Percent of Current Phase Complete: 0% Major Activities This Period: Project has been delayed by NCDOT due to budget shortfall. Expected Date of Substantial Completion: (qtr/year) unknown Other Comments: The City's funding will supplement</p>	<p align="center">Green</p>

**Capital Improvements Program - Projects Listing
December 31, 2019 Quarterly Report
FY 2020 -- First Quarter**

Exhibit 9

				a NCDOT TIP project scheduled to bid in 2/2023.	
Fayetteville Road Widening Ph. II	\$17,505,248.00	\$14,059,984.00	\$3,445,264.00	(Jan/06/2020) Project Phase: Construction/Installation Percent of Current Phase Complete: 45% Major Activities This Period: Construction begin in April, 2019 for the Fayetteville Road Widening with completion expected in Fall 2020. Expected Date of Substantial Completion: (qtr/year) 3/2020 Other Comments: The selected corridor targeted for this work is Fayetteville Road from the Riddle Road intersection south to Barbee Road and includes the realignment of Riddle Road with Buxton Road.	Green
Federal-State Matching Projects	\$162,315.00	(\$446,838.00)	\$609,153.00	(Jan/10/2020) Project Phase: Other Percent of Current Phase Complete: 0% Major Activities This Period: Consultants are working on the design of four major bike/ped projects. These projects will occur along: Morreene Road (Erwin Rd. to Neal Rd.); Carpenter Fletcher Road (Woodcroft Pkwy. to Alston Ave.); Cornwallis Road (S. Roxboro St. to University Dr.); and Hillandale Road (I-85 to NC 147). Consultants are also proceeding with the design for four sidewalk projects along Alston Avenue, NC 54, N. Duke St, Raynor Street, and LaSalle Street.	Green

Capital Improvements Program - Projects Listing
December 31, 2019 Quarterly Report
FY 2020 -- First Quarter

Exhibit 9

				University Drive is under construction. Expected Date of Substantial Completion: (qtr/year) unknown	
Full Depth Reconstruction/Road Rebuilding Project	\$6,459,000.00	\$0.00	\$6,459,000.00	(Jan/06/2020) Project Phase: Planning Percent of Current Phase Complete: 75% Major Activities This Period: Quantities are being prepared for the selected locations: Sprunt Ave, N LaSalle St, S Roxboro St, Campus Walk. The work will occur in summer 2020. Expected Date of Substantial Completion: (qtr/year) 1/2020 Other Comments: This CIP project is for rebuilding roads in poor condition that are not candidates for traditional paving.	Green
Garrett/US 15-501 Interchange (U-5717)	\$150,000.00	\$0.00	\$150,000.00	(Oct/21/2019) Project Phase: Design Percent of Current Phase Complete: 0% Major Activities This Period: NCDOT is designing this project. The project schedule has been paused due to NCDOT budget shortfalls. Expected Date of Substantial Completion: (qtr/year) unknown Other Comments: The City funds will supplement a NCDOT highway project.	Green
Hillandale Road Bicycle and Pedestrian (U-4726HN)	\$4,824,071.00	\$659,240.00	\$4,164,831.00	(Jan/10/2020) Project Phase: Design Percent of Current Phase Complete: 80%	Green

Capital Improvements Program - Projects Listing
December 31, 2019 Quarterly Report
FY 2020 -- First Quarter

Exhibit 9

				<p>Major Activities This Period: A design contract amendment was approved to add right-of-way acquisition costs and additional design fees. A supplemental agreement has been executed. The consultant is working on the 100% design plans.</p> <p>Expected Date of Substantial Completion: (qtr/year) 3/2020</p>	
LaSalle Street Sidewalk (EB-5703)	\$2,156,524.00	\$214,824.00	\$1,941,700.00	<p>(Jan/10/2020) Project Phase: Design Percent of Current Phase Complete: 80% Major Activities This Period: A supplemental agreement with NCDOT has been executed. The 90% plans are being prepared. Expected Date of Substantial Completion: (qtr/year) 3/2020</p>	Green
Misc Thoroughfares and Street Improvements	\$1,262,337.00	(\$2,414,470.00)	\$3,676,808.00	<p>(Jan/10/2020) Project Phase: Other Percent of Current Phase Complete: 0% Major Activities This Period: City staff secured professional design services to complete the design for the 2019 signalized pedestrian improvement effort and 2019 railroad inspections. The installations were designed and design and approved in Q1. Additional Railroad Designs (for the Durham Signal System Project) remain under design and pending encroachment agreements will be completed and submitted to the North Carolina Railroad (in conjunction with pedestrian</p>	Green

Capital Improvements Program - Projects Listing
December 31, 2019 Quarterly Report
FY 2020 -- First Quarter

Exhibit 9

				<p>improvements in Q3. City staff advertised signal design plans for the traffic signal installations at Hope Valley Road at US Bus. 15-501 and Broad Street and Murray Street. The signals are scheduled to be under construction beginning in Q3.</p> <p>Expected Date of Substantial Completion: (qtr/year) unknown</p>	
Morreene Road Bicycle and Pedestrian (C-4928)	\$10,431,226.00	\$1,335,550.00	\$9,095,676.00	<p>(Jan/10/2020)</p> <p>Project Phase: Design</p> <p>Percent of Current Phase Complete: 95%</p> <p>Major Activities This Period: A supplemental design contract has been approved. A supplemental agreement with NCDOT will also be needed to add funding from NCDOT for the required road resurfacing. The 100% design plans are under review.</p> <p>Expected Date of Substantial Completion: (qtr/year) 3/2020</p>	Green
N. Duke Street Sidewalk (EB-5715)	\$3,944,953.00	\$437,999.00	\$3,506,954.00	<p>(Jan/10/2020)</p> <p>Project Phase: Design</p> <p>Percent of Current Phase Complete: 95%</p> <p>Major Activities This Period: The PS&E package was submitted to NCDOT through EBS and we await approval.</p> <p>Expected Date of Substantial Completion: (qtr/year) 3/2020</p>	Green
NC 157 Sidewalk (Hillcrest to Carver) (EB-5834)	\$728,000.00	\$0.00	\$728,000.00	<p>(Jan/10/2020)</p> <p>Project Phase: Planning</p> <p>Percent of Current Phase Complete: 0%</p>	Red This project is funded through the TIP and is subject to NCDOT's funding

Capital Improvements Program - Projects Listing
December 31, 2019 Quarterly Report
FY 2020 -- First Quarter

Exhibit 9

				<p>Major Activities This Period: This project is funded through the TIP and is subject to NCDOT's funding schedule. Due to funding needs on other projects, the schedule has been delayed. Design in FY 2022, Right of Way in FY 2024, Construction in FY 2025. Expected Date of Substantial Completion: (qtr/year) unknown</p>	<p>schedule. Due to funding needs on other projects, the schedule has been delayed. Design in FY 2022, Right of Way in FY 2024, Construction in FY 2025.</p>
NC 54 Sidewalk (EB-5708)	\$762,278.00	\$118,604.00	\$643,674.00	<p>(Jan/10/2020) Project Phase: Design Percent of Current Phase Complete: 90% Major Activities This Period: The 90% plans are being updated to address NCDOT comments. Expected Date of Substantial Completion: (qtr/year) 3/2020</p>	Green
NC 55 Sidewalk (Riddle to Cecil (EB-5835))	\$295,067.00	\$0.00	\$295,067.00	<p>(Jan/10/2020) Project Phase: Other Percent of Current Phase Complete: 0% Major Activities This Period: This project is funded through the TIP and is subject to NCDOT's funding schedule. Due to funding needs on other projects, the schedule has been delayed. Design in FY 2022, Right of Way in FY 2024, Construction in FY 2025. Expected Date of Substantial Completion: (qtr/year) unknown</p>	Green
NC 751 at University Roundabout (U-5745)	\$43,200.00	\$0.00	\$43,200.00	<p>(Jan/10/2020) Project Phase: Construction/Installation Percent of Current Phase Complete: 90%</p>	Green

Capital Improvements Program - Projects Listing
December 31, 2019 Quarterly Report
FY 2020 -- First Quarter

Exhibit 9

				<p>Major Activities This Period: This project is for anticipated local funding to supplement a NCDOT highway project. The project is under construction by NCDOT. Expected Date of Substantial Completion: (qtr/year) 4/2020</p>	
Neighborhood Greenways (C-5605I)	\$644,728.00	\$149,278.00	\$495,450.00	<p>(Jan/10/2020) Project Phase: Design Percent of Current Phase Complete: 95% Major Activities This Period: Alta is preparing a revised PS&E package for NCDOT approval. Expected Date of Substantial Completion: (qtr/year) 3/2020</p>	Green
New Sidewalk Construction Projects	\$1,678,311.00	\$0.00	\$1,678,311.00	<p>(Oct/21/2019) Project Phase: Other Percent of Current Phase Complete: 0% Major Activities This Period: This item funds various new sidewalk construction projects throughout the City according to the Bike+Walk Plan. Sidewalk Gaps 1 is complete. Sidewalk Gaps 2 is under construction. Sidewalk Gaps 3 is in design. B+W Corridors 1 is in design. B+W Corridors/Gaps 2 is in design. B+W Corridors/Gaps 3 is in planning. Curb Ramps 1 is under construction. Expected Date of Substantial Completion: (qtr/year) unknown</p>	Green
Old Chapel Hill Road Bike/Ped (EB-4707B)	\$1,970,453.00	\$1,821,829.00	\$148,624.00	<p>(Jan/10/2020) Project Phase: Construction/Installation Percent of Current Phase</p>	Green

Capital Improvements Program - Projects Listing
December 31, 2019 Quarterly Report
FY 2020 -- First Quarter

Exhibit 9

				<p>Complete: 100%</p> <p>Major Activities This Period: NCDOT is overseeing the construction of bike lanes and sidewalks on Old Durham-Chapel Hill Road. Construction is substantially complete, and NCDOT will send an invoice.</p> <p>Expected Date of Substantial Completion: (qtr/year) 1/2020</p>	
Rail Safety Improvements	\$300,000.00	\$47,500.00	\$252,500.00	<p>(Jan/10/2020)</p> <p>Project Phase: Other</p> <p>Percent of Current Phase Complete: 0%</p> <p>Major Activities This Period: City staff are finalizing Railroad Designs (for the Durham Signal System Project) and pending encroachment agreements will be designed and submitted to the North Carolina Railroad (in conjunction with pedestrian improvements) in Q3. City staff are developing a project (via a continued services agreement) to complete the rail inspections in FY 2020.</p> <p>Expected Date of Substantial Completion: (qtr/year) unknown</p>	Green
Roxboro/Latta/Infinity Rd. Intersection (U-5516)	\$2,240,000.00	\$0.00	\$2,240,000.00	<p>(Jan/10/2020)</p> <p>Project Phase: Planning</p> <p>Percent of Current Phase Complete: 90%</p> <p>Major Activities This Period: NCDOT is designing and will be constructing this project. This project has been delayed by NCDOT due to budget shortfalls.</p> <p>Expected Date of Substantial Completion: (qtr/year) unknown</p>	Green

**Capital Improvements Program - Projects Listing
December 31, 2019 Quarterly Report
FY 2020 -- First Quarter**

Exhibit 9

				<p>Other Comments: The City's funding is to supplement NCDOT funding on this project.</p>	
Sidewalk Repair, ADA and Gaps	\$4,753,585.00	\$40,000.00	\$4,713,585.00	<p>(Jan/06/2020) Project Phase: Construction/Installation Percent of Current Phase Complete: 5% Major Activities This Period: Contract SW-67 Sidewalk Repairs 2019 is under construction. Expected Date of Substantial Completion: (qtr/year) 3/2020 Other Comments: This CIP item addresses sidewalk repairs and ADA compliant curb ramps in the right-of-way.</p>	Green
Signal System Improvements - Non Eligible	\$200,000.00	\$129,000.00	\$71,000.00	<p>(Jan/10/2020) Project Phase: Other Percent of Current Phase Complete: 0% Major Activities This Period: City staff continue to install new traffic signal cabinets for the Non-Eligible Signal System Improvements. A summary of work is in the implementation phase for all 38 (now 41 locations). Preliminary construction/design is underway at 19 of the locations. The remaining signal designs will be completed via a combination of in-house and consultant support. System communications will be designed when the signal system contractor establishes a system architecture under the federally funded signal system project.</p>	Green

Capital Improvements Program - Projects Listing
December 31, 2019 Quarterly Report
FY 2020 -- First Quarter

Exhibit 9

				Expected Date of Substantial Completion: (qtr/year) unknown	
Signalized Pedestrian Upgrades	\$745,000.00	\$0.00	\$745,000.00	(Jan/10/2020) Project Phase: Other Percent of Current Phase Complete: 0% Major Activities This Period: City staff are working to secure professional design services to complete the design for the 2020 signalized pedestrian improvements. The signal system design team of record is expected to complete the improvements for each proposed installation. The plans are scheduled to be designed in Q3. Expected Date of Substantial Completion: (qtr/year) unknown	Green
Street Paving & Maintenance	\$12,136,807.00	\$100,419.00	\$12,036,388.00	(Jan/06/2020) Project Phase: Construction/Installation Percent of Current Phase Complete: 100% Major Activities This Period: Paving is complete for ST-290 Repaving 2019. Expected Date of Substantial Completion: (qtr/year) 4/2019 Other Comments: This CIP item addresses repaving various streets in the Durham City Limits.	Green
Traffic Calming	\$0.00	(\$744,699.00)	\$744,699.00	(Jan/10/2020) Project Phase: Other Percent of Current Phase Complete: 0% Major Activities This Period: City Transportation and General	Green

Capital Improvements Program - Projects Listing
December 31, 2019 Quarterly Report
FY 2020 -- First Quarter

Exhibit 9

				Services partnered on a speed hump installation effort in Q2. Construction of the speed hump effort along Kirkwood Drive was completed in early Q2 by Asphalt Experts, Inc. Expected Date of Substantial Completion: (qtr/year) unknown	
Traffic Signal Installations 2019	\$225,000.00	\$0.00	\$225,000.00	(Jan/10/2020) Project Phase: Other Percent of Current Phase Complete: 0% Major Activities This Period: City staff finalized signal design plans for the traffic signal installations at Hope Valley Road at US Bus. 15-501 and Broad Street and Murray Street. The project was advertised for construction in Q2. Expected Date of Substantial Completion: (qtr/year) unknown	Green
US 70 Upgrade (U-5518)	\$200,000.00	\$0.00	\$200,000.00	(Oct/21/2019) Project Phase: Design Percent of Current Phase Complete: 0% Major Activities This Period: NCDOT is designing this project. The project schedule is paused due to NCDOT funding shortfalls. Expected Date of Substantial Completion: (qtr/year) unknown Other Comments: The City funds will supplement a NCDOT highway project.	Green
Woodcroft Parkway Extension (U-5823)	\$3,074,900.00	\$692,586.00	\$2,382,314.00	(Jan/10/2020) Project Phase: Design Percent of Current Phase Complete: 0%	Green

Capital Improvements Program - Projects Listing
December 31, 2019 Quarterly Report
FY 2020 -- First Quarter

Exhibit 9

				Major Activities This Period: The design contract was finalized and the notice to proceed was issued. Expected Date of Substantial Completion: (qtr/year) 3/2022	
Total for Transportation	\$84,095,304.00	\$16,478,549.00	\$67,616,755.00		
Wastewater					
Projects		Financial Summary		Project Status	
Project Title	Authorized Budget	Expenditures/Encumbrances	Available Balance	Latest Project Status Reports	Stoplight
Enhanced Nitrogen Removal	\$12,778,717.00	\$0.00	\$12,778,717.00	(Jan/10/2020) Project Phase: Other Percent of Current Phase Complete: 0% Major Activities This Period: This is an ongoing project that addresses biological treatment improvements at our Water Reclamation Facilities. Projects may be in varying phases of planning, design, and/or construction. Phase 1 is under construction and Phase 2 is under design. Additional future design and construction activities will include phosphorus/struvite control at both WRFs, and a proprietary biological process at the North Durham WRF. Expected Date of Substantial Completion: (qtr/year) unknown	Green
Facility Paving	\$671,594.00	\$0.00	\$671,594.00	(Jan/10/2020) Project Phase: Other Percent of Current Phase Complete: 0%	Green

**Capital Improvements Program - Projects Listing
December 31, 2019 Quarterly Report
FY 2020 -- First Quarter**

Exhibit 9

				<p>Major Activities This Period: This is an ongoing CIP item that addresses paving and resurfacing needs at Department of Water Management facilities. Expected Date of Substantial Completion: (qtr/year) unknown</p>	
Sewer Collection System Rehabilitation	\$72,743,578.00	(\$5,841,844.00)	\$78,585,422.00	<p>(Jan/02/2020) Project Phase: Other Percent of Current Phase Complete: 0% Major Activities This Period: CIPP North - Insituform 100% complete CIPP South - AM Liner 74% complete CCTV - Hydrostructures 83% complete 2019 Sewer Repair - Carolina Civilworks, Inc. - 18% complete 2020 MH Rehab North - Bids open 1/28/20 2020 MH Rehab South - Bids open 1/28/20 Expected Date of Substantial Completion: (qtr/year) unknown</p>	Green
Sewer Extensions & Improvements	\$6,104,202.00	(\$7,089,060.00)	\$13,193,262.00	<p>(Jan/06/2020) Project Phase: Planning Percent of Current Phase Complete: 50% Major Activities This Period: Acquisitions are complete for Garrett Road Sewer and Mimosa Drive Sewer (Contract WS-85). The project manual is being prepared for advertising. Construction should occur in summer 2020. Expected Date of Substantial Completion: (qtr/year) 1/2020 Other Comments: This is an ongoing series of</p>	Green

Capital Improvements Program - Projects Listing
December 31, 2019 Quarterly Report
FY 2020 -- First Quarter

Exhibit 9

				contracts to install sewer projects in response to citizen petitions.	
Southeast Regional Lift Station	\$17,601,546.00	\$1,500.00	\$17,600,046.00	(Jan/09/2020) Project Phase: Construction/Installation Percent of Current Phase Complete: 8% Major Activities This Period: Major Activities This Period: Lift Station Construction: 90% of excavation is complete, materials being staged, exploratory excavation at existing station being planned. Current Phase Complete: 8% Pipeline Construction: 10 of 14 construction entrances in place, 25% of clearing complete, along with erosion control. New 12" waterline nearly complete, being tested. Test drilling for rock profile on-going. Expected Date of Substantial Completion: (qtr/year) unknown	Green Project Phase: Other Percent of Current Phase Complete: 0% Major Activities This Period: Project Phase: Lift Station Construction: 90% of excavation is complete, materials being staged, exploratory excavation at existing station being planned. Current Phase Complete: 8% Pipeline Construction: 10 of 14 construction entrances in place, 25% of clearing complete, along with erosion control. New 12" waterline nearly complete, being tested. Test drilling for rock profile on-going. Expected Date of Current Phase Completion: (qtr/year) Unknown Other Comments:
Wastewater Process Rehabilitation	\$4,964,655.00	\$1,663,271.00	\$3,301,384.00	(Jan/03/2020) Project Phase: Other Percent of Current Phase Complete: 0% Major Activities This Period: Wastewater Process Rehabilitation is an ongoing CIP item where processes and major equipment are repaired or replaced at both the North Durham Water Reclamation Facility (WRF) and the South Durham WRF.	Green

Capital Improvements Program - Projects Listing
December 31, 2019 Quarterly Report
FY 2020 -- First Quarter

Exhibit 9

				Expected Date of Substantial Completion: (qtr/year) unknown	
Water Management Facility Expansion	\$48,279,410.00	\$413,714.00	\$47,865,696.00	(Jan/10/2020) Project Phase: Construction/Installation Percent of Current Phase Complete: 10% Major Activities This Period: Project Phase: Construction/Installation Percent of Current Phase Complete: 5% Major Activities This Period: Construction continues with Site Grading, road relocation and utility work. Geo-Thermal wells under construction. Building construction will start in early spring 2020. Expected Date of Substantial Completion: (qtr/year) 4/2022	Green
Total for Wastewater	\$163,143,702.00	(\$10,852,419.00)	\$173,996,121.00		

Water

Projects	Financial Summary			Project Status	
Project Title	Authorized Budget	Expenditures/Encumbrances	Available Balance	Latest Project Status Reports	Stoplight
Downtown East-West Reinforcing Main	\$10,181,155.00	\$0.00	\$10,181,155.00	(Jan/09/2020) Project Phase: Bid Percent of Current Phase Complete: 90% Major Activities This Period: First and second phases of project are being designed as part of the American Tobacco Waterline project. Phase 1 100% complete. Phase 2 design drawings and traffic control plan reviewed and approved. Phase 2 bid delayed to re-align	Green

**Capital Improvements Program - Projects Listing
December 31, 2019 Quarterly Report
FY 2020 -- First Quarter**

Exhibit 9

				transmission main in lieu of easement acquisition. Phase 2 construction bid documents underway and bid expected to be advertised in January or February of 2020. Third phase 50% design complete. Phase 3 construction bid expected to be advertised in Spring 2021. Final phase design and construction is included in the East Durham Water project. Preliminary design is now underway for this final phase. Expected date of PER - April 2020 with final design to follow immediately. Expected advertisement of final phase construction bid - Spring 2022. Expected Date of Substantial Completion: (qtr/year) 3/2020	
Future Water Supply/Source Protection	\$7,160,371.00	\$1,397,897.00	\$5,762,474.00	(Jan/10/2020) Project Phase: Other Percent of Current Phase Complete: 0% Major Activities This Period: This is an on-going effort to protect the City's reservoirs by purchasing land around them within the water quality buffer. Properties near the reservoirs are considered for purchase as they become available. Expected Date of Substantial Completion: (qtr/year) unknown	Green
Jordan Lake WTP	\$5,993,548.00	\$2,201,104.00	\$3,792,444.00	(Jan/10/2020) Project Phase: Planning Percent of Current Phase Complete: 30% Major Activities This Period: Department of Water Management and other Jordan Lake Partners	Green

Capital Improvements Program - Projects Listing
December 31, 2019 Quarterly Report
FY 2020 -- First Quarter

Exhibit 9

				continue to collaborate on planning projects related to a regional Jordan Lake WTP. Expected Date of Substantial Completion: (qtr/year) unknown	
Lake Michie & Little River Rehabilitation	\$5,325,695.00	(\$1,173,110.00)	\$6,498,805.00	(Jan/03/2020) Project Phase: Other Percent of Current Phase Complete: 0% Major Activities This Period: This is an ongoing CIP project addressing regulatory, planning, operational, and equipment needs of the two reservoirs, intake structures, pump stations, and impoundments. Pump station improvements are in the preliminary engineering phase. Dam improvement planning is nearing completion and will soon move into the design phase. Expected Date of Substantial Completion: (qtr/year) unknown	Green
Teer Quarry Water Supply Project, Phase 2	\$3,737,454.00	\$892,100.00	\$2,845,354.00	(Jan/10/2020) Project Phase: Planning Percent of Current Phase Complete: 0% Major Activities This Period: Due to the Brown WTP expansion and the Jordan Lake allocations, the quarry is being considered as an emergency source during drought conditions. A reclassification of the quarry needs to be performed. The steps needed for doing this are being evaluated. Expected Date of Substantial Completion: (qtr/year) unknown	Green

Capital Improvements Program - Projects Listing
December 31, 2019 Quarterly Report
FY 2020 -- First Quarter

Exhibit 9

Water & Sewer Fleet Vehicles	\$2,355,000.00	\$1,525,900.00	\$829,100.00	(Jan/06/2020) Project Phase: Other Percent of Current Phase Complete: 77% Expected Date of Substantial Completion: (qtr/year) 4/2020	Green
Water Distribution System Rehabilitation	\$56,919,214.00	\$595,388.00	\$56,323,827.00	(Jan/09/2020) Project Phase: Other Percent of Current Phase Complete: 0% Major Activities This Period: AC Waterline is closed out, work is complete, Water Distribution Master Plan Update (100% complete), and Durham Central Park Replacement/Rehabilitation project in punch list. American Tobacco District Phase 2 about to bid, Phase 3 50% complete. Misc. Design projects kicking off this quarter. East Durham Phase I data collection under way. Expected Date of Substantial Completion: (qtr/year) unknown Other Comments: This is an ongoing CIP program with multiple projects in place and at various phases.	Green
Water Facilities Rehabilitation	\$16,932,697.00	\$9,258,715.00	\$7,673,981.00	(Jan/10/2020) Project Phase: Other Percent of Current Phase Complete: 0% Major Activities This Period: Water Facilities Rehabilitation is an ongoing CIP item where processes and major equipment are repaired or replaced at the Brown Water Treatment Plant (WTP) and the Williams WTP.	Green

Capital Improvements Program - Projects Listing
December 31, 2019 Quarterly Report
FY 2020 -- First Quarter

Exhibit 9

				Expected Date of Substantial Completion: (qtr/year) unknown	
Water Regulatory Improvements	\$4,018,000.00	\$3,414,031.00	\$603,969.00	(Jan/10/2020) Project Phase: Construction/Installation Percent of Current Phase Complete: 98% Major Activities This Period: This work is part of the Brown and Williams Water Treatment Plant Upgrades, Expansion and Residuals Handling Projects. The existing basins and filters 5 - 7 have been rehabbed. The New Brown Admin. building is complete and operational. Contractor completing work on the raw water pump station, Chemical buildings, punch list items, etc.. Expected Date of Substantial Completion: (qtr/year) 1/2020	Green
Water Residuals Handling	\$40,500,000.00	\$40,392,888.00	\$107,112.00	(Jan/10/2020) Project Phase: Construction/Installation Percent of Current Phase Complete: 98% Major Activities This Period: Contractor is finalizing construction of the Brown plant Dewatering building all other process units are operational. Contractor is also doing final site grading, paving, punch list items, etc. Expected Date of Substantial Completion: (qtr/year) 1/2020	Green
Total for Water	\$153,123,134.00	\$58,504,913.00	\$94,618,221.00		