

CITY OF DURHAM, NORTH CAROLINA

General Fund Expenditure Detail and Year End Projection by Department and Class
 Quarter Ending September 30, 2018

DEPARTMENT	FY 2019 ADOPTED BUDGET	FY 2019 ADJUSTED BUDGET	ACTIVITY THROUGH SEPTEMBER 2018	PERCENT OF BUDGET TO DATE	ENCUMBRANCES	PROJECTION THROUGH YEAR END	VARIANCE TO ADJUSTED BUDGET POSITIVE/ (NEGATIVE)
Audit Services	\$ 637,386	\$ 639,386	\$ 174,286	27.3%	\$ 18,000	\$ 639,386	\$ -
Budget & Management Services	1,665,950	1,665,950	422,704	25.4%	31,911	1,595,028	70,922
City Attorney	1,889,269	1,890,035	481,802	25.5%	1,447	1,890,035	-
City Clerk	768,828	804,729	187,930	23.4%	72,496	804,729	-
City Council	635,075	635,460	251,667	39.6%	1,860	635,460	-
City Manager/One Call/Public Affairs	3,547,939	3,619,605	893,838	24.7%	76,495	3,619,605	-
City/County Planning	4,472,378	4,516,423	1,002,968	22.2%	28,662	4,516,423	-
Community Development	2,142,443	2,191,626	705,076	32.2%	256,764	2,191,626	-
Economic & Workforce Development	3,843,704	5,566,297	672,927	12.1%	2,859,704	5,561,150	5,147
Emergency Communications	6,755,013	6,902,165	1,290,552	18.7%	538,883	6,902,165	-
Emergency Management	334,069	334,069	55,678	16.7%	-	334,069	-
Equal Opportunity-Equity Assurance	585,006	585,069	158,392	27.1%	63	585,069	-
Finance	4,762,371	4,860,392	1,118,837	23.0%	35,085	4,860,392	-
Fire	33,973,949	33,943,367	9,083,472	26.8%	111,598	33,943,367	-
Fleet Maintenance	3,730,155	4,004,806	986,327	24.6%	113,679	3,927,217	77,589
General Services	13,021,958	14,924,183	3,223,984	21.6%	2,225,040	14,921,383	2,800
Human Resources	2,699,252	2,825,261	699,166	24.7%	171,296	2,825,261	-
Neighborhood Improvement Service	4,134,201	4,615,171	1,276,566	27.7%	595,239	4,615,171	-
Parks & Recreation	14,276,098	14,826,495	3,769,776	25.4%	839,587	13,915,954	910,541
Police	63,883,388	65,113,504	16,767,019	25.8%	2,420,484	65,077,973	35,531
Public Works	7,726,569	9,521,923	1,799,667	18.9%	1,626,645	9,377,703	144,220
Technology Solutions	7,235,640	7,602,141	2,964,240	39.0%	610,056	7,602,141	-
Transportation	8,474,127	8,830,929	2,486,778	28.2%	351,678	8,820,876	10,053
NonDepartmental	11,925,521	13,394,082	2,021,509	15.1%	1,237,814	13,226,828	167,254
Indirect Cost	(10,759,533)	(10,759,533)	(2,689,883)	25.0%	-	(10,759,533)	-
Transfers To Other Funds	9,274,896	9,274,896	9,032,537	97.4%	-	9,274,896	-
Total	\$ 201,635,652	\$ 212,328,431	\$ 58,837,815	27.7%	\$ 14,224,486	\$ 210,904,374	\$ 1,424,057

CLASS	FY 2019 ADOPTED BUDGET	FY 2019 ADJUSTED BUDGET	ACTIVITY THROUGH SEPTEMBER 2018	PERCENT OF BUDGET TO DATE	ENCUM- BRANCE BALANCE	PROJECTION THROUGH YEAR END	VARIANCE TO ADJUSTED BUDGET POSITIVE/ (NEGATIVE)
Personnel Services	\$ 156,592,143	\$ 156,834,863	\$ 41,330,214	26.4%	\$ 328,857	\$ 156,834,863	\$ -
Operating Expenditures	34,082,916	43,833,220	8,146,060	18.6%	13,415,175	42,409,163	1,424,057
Capital Outlay	1,163,932	1,902,148	329,004	17.3%	480,454	1,902,148	-
Appropriation Not Authorized for Expenditures	521,765	483,304	-	0.0%	-	483,304	-
Transfers To Other Funds	9,274,896	9,274,896	9,032,537	97.4%	-	9,274,896	-
Total	\$ 201,635,652	\$ 212,328,431	\$ 58,837,815	27.7%	\$ 14,224,486	\$ 210,904,374	\$ 1,424,057
					\$	-	

CITY OF DURHAM, NORTH CAROLINA

Exhibit 1

General Fund Revenues & Expenditures

Quarter Ending September 30, 2018

	FY 2019 ADOPTED BUDGET	FY 2019 ADJUSTED BUDGET	ACTIVITY THROUGH SEPTEMBER 2018	PERCENT OF BUDGET TO DATE	PROJECTION THROUGH YEAR END	VARIANCE TO ADJUSTED BUDGET POSITIVE/ (NEGATIVE)
REVENUES						
Property Taxes	\$ 93,310,069	\$ 98,310,069	\$ 11,863,240	12.1%	\$ 98,310,069	\$ -
Sales Taxes	67,035,230	67,035,230	-	0.0%	67,035,230	-
Hotel/Motel Occupancy Tax	2,792,259	2,792,259	627,754	22.5%	2,792,259	-
Other Local Taxes	313,915	313,915	131,522	41.9%	394,566	80,651
Licenses & Permits	348,000	348,000	96,866	27.8%	387,463	39,463
Utility Franchise tax	4,146,883	4,146,883	-	0.0%	4,146,883	-
Powell Bill	6,285,588	6,285,588	3,156,552	50.2%	6,313,104	27,516
Other Intergovernmental Revenues	8,113,534	8,113,534	846,340	10.4%	8,113,534	-
Rental income	116,661	116,661	14,986	12.8%	59,944	(56,717)
Charges For Services	8,090,425	8,090,425	2,146,351	26.5%	8,156,134	65,709
Intragovernmental Services	510,000	510,000	324,834	63.7%	649,668	139,668
Assessments	28,550	28,550	45,017	157.7%	90,034	61,484
Sale of Property and Miscellaneous	1,145,500	1,145,500	157,488	13.7%	1,145,500	-
TOTAL REVENUES	\$ 192,236,614	\$ 197,236,614	\$ 19,410,950	9.8%	\$ 197,594,388	\$ 357,774
TOTAL EXPENDITURES	\$ 201,635,652	\$ 212,328,431	\$ 58,837,815	27.7%	\$ 210,904,374	\$ 1,424,057
NET REVENUES LESS EXPENDITURES	\$ (9,399,038)	\$ (15,091,817)	\$ (39,426,865)		\$ (13,309,986)	
To/(From) Fund Balance						
					Overall Budget Variance	\$ 1,781,831

CITY OF DURHAM, NORTH CAROLINA

Exhibit 1A

Debt Service Fund Revenues & Expenditures

Quarter Ending September 30, 2018

	FY 2019 ADJUSTED BUDGET	ACTIVITY THROUGH SEPTEMBER 2018	PROJECTION THROUGH YEAR END	VARIANCE TO ADJUSTED BUDGET POSITIVE/ (NEGATIVE)
REVENUES				
Property Taxes	\$ 37,103,710	\$ 4,730,557	\$ 37,103,710	\$ -
Non-Operating Revenues				
Intergovernmental (Subsidy)	\$ 576,480	\$ 172,011	\$ 576,480	\$ -
Investment Income	23,000	52,253	52,253	29,253
Total Non-operating revenues	\$ 599,480	\$ 224,264	\$ 628,733	\$ 29,253
TOTAL REVENUES	\$ 37,703,190	\$ 4,954,821	\$ 37,732,443	\$ 29,253
EXPENDITURES				
Special contractual services	\$ 407,935	\$ 48,223	\$ 407,935	\$ -
Transfers to Other Funds	4,125,178	4,125,178	4,125,178	-
Debt Service Principal	23,612,676	11,197,241	23,612,676	-
Debt Service Interest	11,895,301	3,941,280	11,895,301	-
TOTAL EXPENDITURES	\$ 40,041,090	\$ 19,311,922	\$ 40,041,090	\$ -
NET REVENUES LESS EXPENDITURES	\$ (2,337,900)	\$ (14,357,101)	\$ (2,308,647)	
To/(From) Fund Balance				
			Overall Budget Variance	\$ 29,253

CITY OF DURHAM, NORTH CAROLINA
 Inspections Fund Revenues & Expenditures
 Quarter Ending September 2018

Exhibit 1B

	FY 2019 ADOPTED BUDGET	FY 2019 ADJUSTED BUDGET	ACTIVITY THROUGH SEPTEMBER 2018	PERCENT OF BUDGET TO DATE	ENCUMBRANCES	PROJECTION THROUGH YEAR END	VARIANCE TO ADJUSTED BUDGET POSITIVE/ (NEGATIVE)
REVENUES							
Licenses, Permits & Charges for Services	\$ 7,625,077	\$ 7,625,077	\$ 2,017,173	26.45%		\$ 8,387,752	\$ 762,675
Non-Operating Revenues							
Investment Income	\$ 17,000	\$ 17,000	\$ 16,546	97.33%		\$ 17,000	\$ -
TOTAL REVENUES	\$ 7,642,077	\$ 7,642,077	\$ 2,033,719	26.61%		\$ 8,404,752	\$ 762,675
EXPENDITURES							
Personnel Services	\$ 5,256,564	\$ 5,256,564	\$ 1,245,275	23.69%	\$ -	\$ 5,795,662	\$ (539,098)
Operating Expenditures	1,328,973	1,349,721	300,022	22.23%	20,778	1,347,921	1,800
Capital Outlays	-	-	-	0.00%	-	-	-
Transfers to Other Funds	65,303	65,303	65,303	100.00%	-	65,303	-
TOTAL EXPENDITURES	\$ 6,650,840	\$ 6,671,588	\$ 1,610,600	24.14%	\$ 20,778	\$ 7,208,886	\$ (537,298)
NET REVENUES LESS EXPENDITURES	\$ 991,237	\$ 970,489	\$ 423,119			\$ 1,195,866	
To/(From) Fund Balance							
						Overall Budget Variance	\$ 225,377

CITY OF DURHAM, NORTH CAROLINA

Water and Sewer Operating Fund Revenues & Expenditures
 Quarter Ending September 30, 2018

Exhibit 2

	FY 2019 ADOPTED BUDGET	FY 2019 ADJUSTED BUDGET	ACTIVITY THROUGH SEPTEMBER 2018	PERCENT OF BUDGET TO DATE	ENCUMBRANCES	PROJECTION THROUGH YEAR END	VARIANCE TO ADJUSTED BUDGET POSITIVE/ (NEGATIVE)
REVENUES							
Operating Revenues	\$ 99,931,387	\$ 99,931,387	\$ 26,438,474	26.46%		\$ 100,262,786	\$ 331,399
Permits	139,750	139,750	56,980	40.77%		205,326	65,576
Total Operating Revenues	<u>\$100,071,137</u>	<u>\$100,071,137</u>	<u>\$ 26,495,454</u>	26.48%		<u>\$ 100,468,112</u>	<u>\$ 396,975</u>
Non-Operating Revenues							
Miscellaneous	\$ 1,665,080	\$ 1,665,080	\$ 549,873	33.02%		\$ 1,665,080	\$ -
Investment Income	414,000	414,000	315,954	76.32%		414,000	-
Operating Transfers from Other Funds	-	-	-	0.00%		-	-
Total Non-Operating Revenues	<u>\$ 2,079,080</u>	<u>\$ 2,079,080</u>	<u>\$ 865,827</u>	41.64%		<u>\$ 2,079,080</u>	<u>\$ -</u>
TOTAL REVENUES	<u>\$102,150,217</u>	<u>\$102,150,217</u>	<u>\$ 27,361,281</u>	26.79%		<u>\$ 102,547,192</u>	<u>\$ 396,975</u>
EXPENDITURES							
Personnel Services	\$ 30,524,932	\$ 30,561,372	\$ 7,852,510	25.69%	\$ 294,575	\$ 30,544,329	\$ 17,043
Operating Expenditures	23,348,254	24,810,798	5,550,114	22.37%	4,104,735	24,810,798	-
Non-Departmental Administration	5,462,352	5,462,352	1,365,588	25.00%	-	5,462,352	-
Capital Outlay	23,000	665,225	259,856	39.06%	382,621	665,225	-
Debt Service Principal and Interest	9,233,790	9,243,790	1,909,805	20.66%	-	9,243,790	-
Operating Transfers to Other Funds	89,165,102	89,165,102	89,165,102	100.00%	-	89,165,102	-
TOTAL EXPENDITURES	<u>\$157,757,430</u>	<u>\$159,908,639</u>	<u>\$106,102,975</u>	66.35%	<u>\$ 4,781,931</u>	<u>\$ 159,891,596</u>	<u>\$ 17,043</u>
NET REVENUES LESS EXPENDITURES	<u><u>\$(55,607,213)</u></u>	<u><u>\$(57,758,422)</u></u>	<u><u>\$(78,741,694)</u></u>			<u><u>\$ (57,344,404)</u></u>	
To/(From) Fund Balance						Overall Budget Variance	<u><u>\$ 414,018</u></u>

CITY OF DURHAM, NORTH CAROLINA

Exhibit 2

Parking Facilities Fund Revenues & Expenditures

Quarter Ending September 30, 2018

	FY 2019 ADOPTED BUDGET	FY 2019 ADJUSTED BUDGET	ACTIVITY THROUGH SEPTEMBER 2018	PERCENT OF BUDGET TO DATE	ENCUMBRANCES	PROJECTION THROUGH YEAR END	VARIANCE TO ADJUSTED BUDGET POSITIVE/ (NEGATIVE)
REVENUES							
Operating Revenues	\$ 5,676,422	\$ 5,676,422	\$ 1,145,410	20.18%		\$ 5,646,053	\$ (30,369)
Non-Operating Revenues							
Investment Income	\$ 25,000	\$ 25,000	\$ 22,307	89.23%		\$ 25,000	\$ -
Miscellaneous	-	25,000	-	0.00%		43,818	18,818
Operating Transfers from Other Funds	918,176	943,176	919,591	97.50%		919,591	(23,585)
Total Non-Operating Revenues	\$ 943,176	\$ 993,176	\$ 941,898	94.84%		\$ 988,409	\$ (4,767)
TOTAL REVENUES	\$ 6,619,598	\$ 6,669,598	\$ 2,087,309	31.30%		\$ 6,634,462	\$ (35,136)
EXPENDITURES							
Personnel Services	\$ 324,294	\$ 324,294	\$ 79,793	24.61%	\$ -	\$ 324,294	\$ -
Operating Expenditures	3,616,856	4,058,809	951,266	23.44%	838,097	3,977,381	81,428
Non-Departmental Administration	404,026	404,026	101,006	25.00%	-	404,026	-
Capital Outlay	120,000	120,000	-	0.00%	89,248	120,000	-
Debt Service Principal and Interest	3,451,866	3,451,866	2,314,271	67.04%	-	3,451,866	-
TOTAL EXPENDITURES	\$ 7,917,042	\$ 8,358,995	\$ 3,446,335	41.23%	\$ 927,345	\$ 8,277,567	\$ 81,428
NET REVENUES LESS EXPENDITURES	\$ (1,297,444)	\$ (1,689,397)	\$ (1,359,027)			\$ (1,643,105.00)	
To/(From) Fund Balance						Overall Budget Variance	\$ 46,292

CITY OF DURHAM, NORTH CAROLINA

Exhibit 2

Ballpark Fund Revenues & Expenditures

Quarter Ending September 30, 2018

	FY 2019 ADOPTED BUDGET	FY 2019 ADJUSTED BUDGET	ACTIVITY THROUGH SEPTEMBER 2018	PERCENT OF BUDGET TO DATE	ENCUMBRANCES	PROJECTION THROUGH YEAR END	VARIANCE TO ADJUSTED BUDGET POSITIVE/ (NEGATIVE)
REVENUES							
Operating Revenues	\$ 268,259	\$ 268,259	\$ 65,418	24.39%		\$ 268,259	\$ -
Non-Operating Revenues							
Investment Income	\$ 6,667	\$ 6,667	\$ 4,620	69.30%		\$ 6,667	\$ -
Operating Transfers from Other Funds	1,072,528	1,072,528	1,072,528	100.00%		1,072,528	-
Total Non-Operating Revenues	\$ 1,079,195	\$ 1,079,195	\$ 1,077,148	99.81%		\$ 1,079,195	\$ -
TOTAL REVENUES	\$ 1,347,454	\$ 1,347,454	\$ 1,142,566	84.79%		\$ 1,347,454	\$ -
EXPENDITURES							
Operating Expenditures	\$ 162,711	\$ 162,711	\$ -	0.00%	\$ -	\$ 162,711	\$ -
Debt Service Principal and Interest	1,240,787	1,240,787	976,221	78.68%	-	1,240,787	-
Operating Transfers to Other Funds	-	-	-		-	-	-
TOTAL EXPENDITURES	\$ 1,403,498	\$ 1,403,498	\$ 976,221	69.56%	\$ -	\$ 1,403,498	\$ -
NET REVENUES LESS EXPENDITURES	\$ (56,044)	\$ (56,044)	\$ 166,345			\$ (56,044)	
To/(From) Fund Balance							
						Overall Budget Variance	\$ -

CITY OF DURHAM, NORTH CAROLINA

Exhibit 2

Transit Operations Fund Revenues & Expenditures

Quarter Ending September 30, 2018

	FY 2019 ADOPTED BUDGET	FY 2019 ADJUSTED BUDGET	ACTIVITY THROUGH SEPTEMBER 2018	PERCENT OF BUDGET TO DATE	ENCUMBRANCES	PROJECTION THROUGH YEAR END	VARIANCE TO ADJUSTED BUDGET POSITIVE/ (NEGATIVE)
REVENUES							
Operating Revenues	\$ 2,800,184	\$ 2,800,184	\$ 423,178	15.11%		\$ 2,800,184	\$ -
Non-Operating Revenues							
Taxes	\$ 10,384,372	\$ 10,384,372	\$ 1,322,624	12.74%		\$ 10,384,372	\$ -
Investment Income	-	-	-	0.00%	-	-	-
Miscellaneous	8,770,387	8,770,387	262,584	2.99%		8,185,471	(584,916)
Total Non-Operating Revenues	\$ 19,154,759	\$ 19,154,759	\$ 1,585,207	8.28%		\$ 18,569,843	\$ (584,916)
TOTAL REVENUES	\$ 21,954,943	\$ 21,954,943	\$ 2,008,385	9.15%		\$ 21,370,027	\$ (584,916)
EXPENDITURES							
Personnel Services	-	-	-	0.00%	-	-	-
Operating Expenditures	\$ 20,318,506	\$ 22,865,500	\$ 3,986,320	17.43%	\$ 15,648,572	\$ 21,994,812	\$ 870,688
Non-Departmental Administration	486,405	486,405	121,601	25.00%	-	486,405	-
Capital Outlay	142,673	648,857	238,792	36.80%	267,392	583,837	65,020
Debt Service Principal and Interest	239,451	239,451	153,440	64.08%	-	239,451	-
Operating Transfers to Other Funds	1,589,777	1,589,777	1,567,130	98.58%	-	1,859,152	(269,375)
TOTAL EXPENDITURES	\$ 22,776,812	\$ 25,829,990	\$ 6,067,282	23.49%	\$ 15,915,964	\$ 25,163,657	\$ 666,333
NET REVENUES LESS EXPENDITURES	\$ (821,869)	\$ (3,875,047)	\$ (4,058,897)			\$ (3,793,630)	
To/(From) Fund Balance							
						Overall Budget Variance	\$ 81,417

CITY OF DURHAM, NORTH CAROLINA

Exhibit 2

Solid Waste Disposal Operating Fund Revenues & Expenditures

Quarter Ending September 30, 2018

	FY 2019 ADOPTED BUDGET	FY 2019 ADJUSTED BUDGET	ACTIVITY THROUGH SEPTEMBER 2018	PERCENT OF BUDGET TO DATE	ENCUMBRANCES	PROJECTION THROUGH YEAR END	VARIANCE TO ADJUSTED BUDGET POSITIVE/ (NEGATIVE)
REVENUES							
Operating Revenues	\$ 7,728,291	\$ 7,728,291	\$ 2,021,869	26.16%		\$ 7,578,353	\$ (149,938)
Non-Operating Revenues							
Taxes	\$ 18,347,668	\$ 18,347,668	\$ 2,336,887	12.74%		\$ 18,347,668	\$ -
Investment Income	18,000	18,000	18,759	104.22%		18,000	-
Miscellaneous	167,622	167,622	36,497	21.77%		167,622	-
Operating Transfers from Other Funds	82,422	82,422	82,422	100.00%		82,422	-
Total Non-Operating Revenues	\$ 18,615,712	\$ 18,615,712	\$ 2,474,566	238.73%		\$ 18,615,712	\$ -
TOTAL REVENUES	\$ 26,344,003	\$ 26,344,003	\$ 4,496,434	17.07%		\$ 26,194,065	\$ (149,938)
EXPENDITURES							
Personnel Services	\$ 7,995,103	\$ 7,995,103	\$ 2,137,193	26.73%	\$ 7,602	\$ 8,049,103	\$ (54,000)
Operating Expenditures	11,684,192	12,203,923	2,327,719	19.07%	5,114,618	12,203,923	-
Non-Departmental Administration	2,726,690	2,726,690	681,673	25.00%	-	2,726,690	-
Capital Outlay	18,500	124,608	-	0.00%	104,758	124,608	-
Debt Service Principal and Interest	3,831,134	3,831,134	714,350	18.65%	-	3,831,134	-
Operating Transfers to Other Funds	10,568	10,568	6,750	63.87%	-	10,568	-
TOTAL EXPENDITURES	\$ 26,266,187	\$ 26,892,026	\$ 5,867,684	21.82%	\$ 5,226,978	\$ 26,946,026	\$ (54,000)
NET REVENUES LESS EXPENDITURES	\$ 77,816	\$ (548,023)	\$ (1,371,249)			\$ (751,961)	
To/(From) Fund Balance						Overall Budget Variance	\$ (203,938)

CITY OF DURHAM, NORTH CAROLINA

Exhibit 2

Storm Water Management Fund Revenues & Expenditures

Quarter Ending September 30, 2018

	FY 2019 ADOPTED BUDGET	FY 2019 ADJUSTED BUDGET	ACTIVITY THROUGH SEPTEMBER 2018	PERCENT OF BUDGET TO DATE	ENCUMBRANCES	PROJECTION THROUGH YEAR END	VARIANCE TO ADJUSTED BUDGET POSITIVE/ (NEGATIVE)
REVENUES							
Operating Revenues	\$ 15,660,539	\$ 15,660,539	\$ 5,902,477	37.69%		\$ 15,660,539	\$ -
Non-Operating Revenues							
Investment Income	\$ 67,000	\$ 67,000	\$ 54,634	81.54%		\$ 67,000	\$ -
Operating Transfers from Other Funds	109,047	109,047	109,047	100.00%		109,047	-
Total Non-Operating Revenues	\$ 176,047	\$ 176,047	\$ 163,681	92.98%		\$ 176,047	\$ -
TOTAL REVENUES	\$ 15,836,586	\$ 15,836,586	\$ 6,066,158	38.30%		\$ 15,836,586	\$ -
Expenditures							
Personnel Services	\$ 8,441,367	\$ 8,419,298	\$ 2,103,736	24.99%	\$ 17,760	\$ 8,440,298	\$ (21,000)
Operating Expenditures	2,413,685	2,921,800	437,576	14.98%	652,230	2,920,578	1,222
Non-Departmental Administration	910,219	910,219	227,555	25.00%	-	910,219	-
Capital Outlay	150,586	317,767	123,141	38.75%	46,103	291,340	26,427
Operating Transfers to Other Funds	7,983,013	7,983,013	7,983,013	100.00%	-	7,983,013	-
TOTAL EXPENDITURES	\$ 19,898,870	\$ 20,552,097	\$ 10,875,021	52.91%	\$ 716,093	\$ 20,545,448	\$ 6,649
NET REVENUES LESS EXPENDITURES	\$ (4,062,284)	\$ (4,715,511)	\$ (4,808,863)			\$ (4,708,862)	
To/(From) Fund Balance						Overall Budget Variance	\$ 6,649

CITY OF DURHAM, NORTH CAROLINA

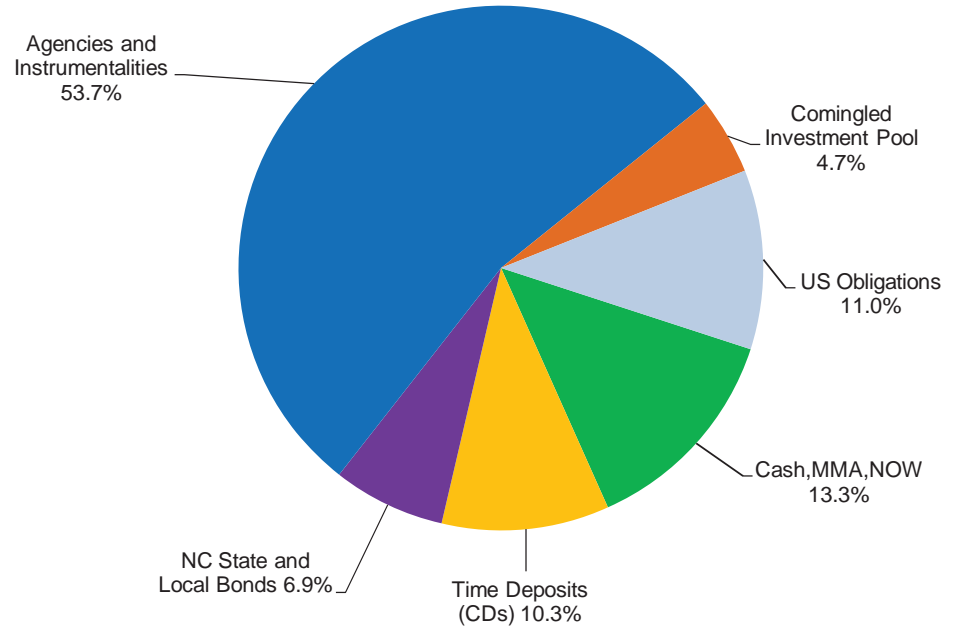
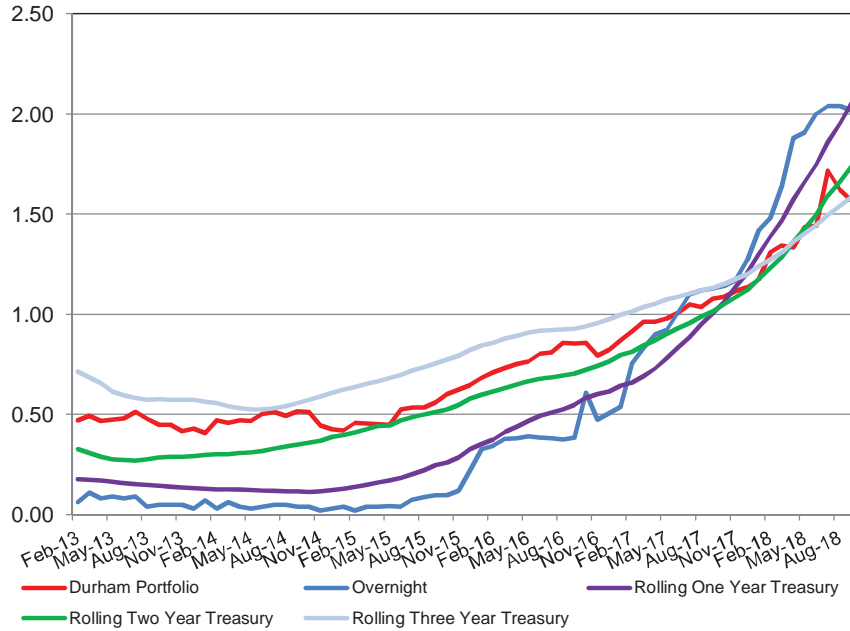
Exhibit 2

Performing Arts Center Fund Revenues & Expenditures

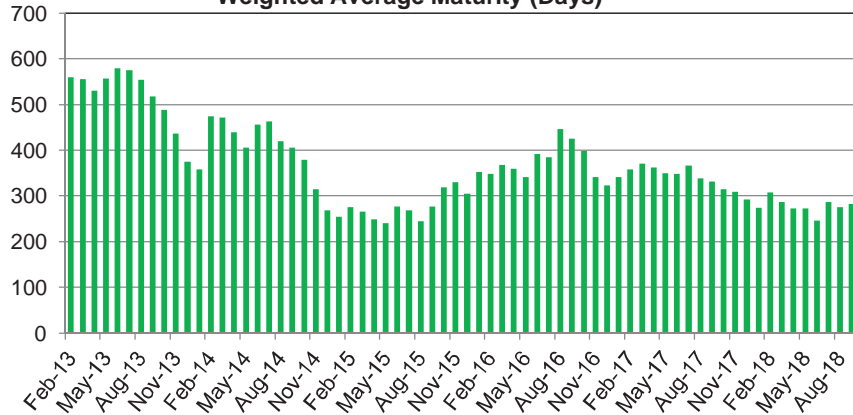
Quarter Ending September 30, 2018

	FY 2019 ADOPTED BUDGET	FY 2019 ADJUSTED BUDGET	ACTIVITY THROUGH SEPTEMBER 2018	PERCENT OF BUDGET TO DATE	ENCUMBRANCES	PROJECTION THROUGH YEAR END	VARIANCE TO ADJUSTED BUDGET POSITIVE/ (NEGATIVE)
REVENUES							
Operating Revenues	\$ 1,841,948	\$ 1,841,948	\$ -	0.00%		\$ 1,841,948	\$ -
Non-Operating Revenues							
Taxes	\$ 1,400,000	\$ 1,400,000	\$ 494,943	35.35%		\$ 1,421,000	\$ 21,000
Naming rights	300,000	300,000	-	0.00%		300,000	-
Ticket facility fee	752,500	752,500	92,228	12.26%		752,500	-
Investment Income	44,599	44,599	14,764	33.10%		44,599	-
Total Non-Operating Revenues	\$ 2,497,099	\$ 2,497,099	\$ 601,935	24.11%		\$ 2,518,099	\$ 21,000
TOTAL REVENUES	\$ 4,339,047	\$ 4,339,047	\$ 601,935	13.87%		\$ 4,360,047	\$ (21,000)
EXPENDITURES							
Operating Expenditures	\$ 661,013	\$ 767,254	\$ 67,892	8.85%	\$ 20,000	\$ 767,254	\$ -
Capital Outlay	103,528	260,134	69,035	26.54%	227,222	260,134	-
Debt Service Principal and Interest	2,236,225	2,236,225	-	0.00%	-	2,236,225	-
Operating transfers to other funds	-	12,367	12,367	100.00%	-	12,367	-
TOTAL EXPENDITURES	\$ 3,000,766	\$ 3,275,980	\$ 149,294	4.56%	\$ 247,222	\$ 3,275,980	\$ -
NET REVENUES LESS EXPENDITURES	\$ 1,338,281	\$ 1,063,067	\$ 452,641			\$ 1,084,067	
To/(From) Fund Balance						Overall Budget Variance	\$ 21,000

Portfolio Performance %



Weighted Average Maturity (Days)



Investment Parameters	Maximum %	Actual	% of Portfolio	Status
Cash, MMA, NOW		\$ 36,128,630	13.3%	
Time Deposits (CDs)	90%	28,000,000	10.3%	Pass
Bankers Acceptances	25%/5%	-	0.0%	Pass
US Obligations	90%	29,925,556	11.0%	Pass
Commercial Paper	25%/5%	-	0.0%	Pass
NC State and Local Bonds	75%	18,806,005	6.9%	Pass
Agencies and Instrumentalities	90%	145,642,473	53.7%	Pass
LGC Certified MMF	100%	-	0.0%	Pass
Comingled Investment Pool	100%	12,879,114	4.7%	Pass
Repurchase Agreements	25%	-	0.0%	Pass
Mortgage-backed Obligation	25%/10%	-	0.0%	Pass
Callable Securities	50%	-	0.0%	Pass
Total		\$ 271,381,777	100%	

CITY OF DURHAM - PAYMENTS MADE FOR LIABILITY CLAIMS

Exhibit 4

Payments Made During Period 7/1/18 - 9/30/18

<u>Incident Date</u>	<u>Claim Number</u>	<u>Claimant</u>	<u>Amount</u>
07/24/2018	0571-AL-19-0500027-001	Bradley, Eric	\$138.84
04/25/2018	0571-AL-18-0500246-001	Carver, Donna	\$254.89
06/28/2018	0571-AL-18-0500308-001	Cline, Adriana	\$1,175.00
09/17/2018	0571-AL-19-0500085-001	Dorsey, Clayton	\$160.13
08/04/2018	0571-AL-19-0500047-001	Francis, Felisa	\$1,003.48
03/23/2018	0571-AL-18-0500225-002	Griffin, Deana	\$4,953.84
03/23/2018	0571-AL-18-0500225-003	Habecker, Kyle	\$5,281.23
04/04/2018	0571-AL-18-0500245-001	Hernandez-Perez, Dora	\$1,373.31
06/11/2018	0571-AL-18-0500286-001	Keyes, Ryan	\$606.76
07/23/2018	0571-AL-19-0500026-001	Lopez Cruz, Juan	\$147.80
06/22/2018	0571-AL-18-0500305-001	Maxwell, Michael	\$564.37
07/06/2018	0571-AL-19-0500006-001	Rostagni, Trisha	\$900.00
08/27/2018	0571-AL-19-0500068-001	Rouse, Keleven	\$686.37
07/30/2018	0571-AL-19-0500030-001	Service Now, JD	\$306.44
06/22/2018	0571-AL-18-0500301-001	Shuart, Kathy	\$2,691.83
07/11/2018	0571-AL-19-0500009-001	Smith, Crystal	\$310.00
06/25/2018	0571-AL-18-0500303-001	Snipes, Tonya	\$1,361.80
06/18/2018	0571-AL-18-0500319-001	Southerland, Monte	\$306.94
07/03/2018	0571-AL-19-0500008-001	Spivey, Thomas	\$135.48
07/03/2018	0571-AL-19-0500008-001	Spivey, Thomas	\$1,635.98
07/25/2018	0571-AL-19-0500039-001	Wiley, Jacqueline	\$135.48
03/22/2018	0571-AL-18-0500224-001	Wilson, Tracy	\$225.43
Auto Liability Subtotal:			\$24,355.40
<u>Incident Date</u>	<u>Claim Number</u>	<u>Claimant</u>	<u>Amount</u>
11/18/2014	0571-GL-15-0500489-001	Carrington, Donald	\$386.00
07/31/2018	0571-GL-19-0500054-001	Duke, Energy	\$344.96
08/14/2018	0571-GL-19-0500084-001	Harris, Tonya	\$267.39
06/10/2018	0571-GL-18-0500289-001	Hart, Chance	\$678.17
11/21/1991	0571-GL-17-0500293-001	Howard, Darryl	\$6,227.02
03/03/2017	0571-GL-17-0500216-001	Howell, Courteney	\$251.13
07/02/2018	0571-GL-19-0500003-001	Lester-Harris, Martha	\$260.46
04/26/2018	0571-GL-18-0500318-001	Medlin, Latonya	\$572.45
02/10/2017	0571-GL-17-0500300-001	Parker, Jr., Gregory	\$10,188.70
05/12/2018	0571-GL-18-0500317-001	Pegan, Matt	\$1,986.13
08/22/2018	0571-GL-19-0500098-001	Project Resources, Group	\$1,680.05

05/22/2018	0571-GL-18-0500278-001	Ryals, Rick	\$5,505.10
09/21/2011	0571-GL-12-0500800-001	Washington, Frankie	\$517.25
05/07/2018	0571-GL-18-0500326-001	Williams, Tony	\$809.67
11/27/1991	0571-GL-92-0500001-001	Womble, Willie	\$1,872.50
General Liability Subtotal:			\$31,546.98

Total Liability Payments:			\$55,902.38
----------------------------------	--	--	--------------------

<u>Type of Contract</u>														
1st Quarter	Service	Prof. Serv	Living Wage	CMAR	Const.	Real Estate Sale/Purchase	Inter-Gov't	Other	Purchase	Amendment/Change Orders	Lease	Non-City Agency	Grant	Total
Budget	2									1				3
City Attorney														0
City Clerk														0
City Manager	1												1	2
Community Development		1			1					1			2	5
Economic Development	1									4				5
Emergency Communications														0
EOEA														0
Finance														0
Fire														0
Fleet														0
Gen Services	2	4			3			9	1	14				33
Human Resources	6	1						1						8
Inspections														0
Internal Audit														0
Neighborhood Improvement										1				1
Parks & Recreation	105								5	3			1	114
Planning														0
Police	13							2		9	1		12	37
Public Affairs														0
Public Works	2	5			5			27		4				43
Solid Waste								1						1
Tech Solutions								5		1				6
Transportation	1	3						8		12	1			25
Water Mgmt	3	1			3			7		7				21
Total 1st Qtr	136	15	0	0	12	0	0	60	6	57	2	0	16	304

CITY OF DURHAM, NORTH CAROLINA

Impact Fees Revenues and Expenditures

Quarter Ending September 30, 2018

Zone	6/30/2018 Account Balance	FY2019				
		9/30/2018 Account Balance	9/30/2018 Funds Obligated to CIP Projects*	Q1 9/30/2018 Funds Available	Projected Revenue to 6/30/2019	Projected Funds Available 6/30/2019
Streets						
Zone 1	1,681	1,687	-	1,687	19	1,706
Zone 2	2,751,503	2,761,951	-	2,761,951	31,343	2,793,294
Zone 3	1,960,163	1,967,606	240,000	1,727,606	22,329	1,749,935
Zone 4	7,639,693	8,090,875	-	8,090,875	1,310,348	9,401,223
Zone 5	4,603,618	4,781,622	-	4,781,622	515,087	5,296,709
Zone 6	1,201,146	1,363,610	-	1,363,610	489,150	1,852,760
Parks and Recreation						
Zone 1	1,157,012	1,258,573	-	1,258,573	299,430	1,558,003
Zone 2	1,988,782	2,118,811	1,988,046	130,765	371,791	502,556
Zone 3	219,185	347,268	-	347,268	375,414	722,682
Open Space						
Zone 1	724,044	777,543	-	777,543	157,752	935,295
Zone 2	928,417	995,916	754,166	241,750	192,939	434,689
Zone 3	225,827	127,490	-	127,490	197,338	324,828
	23,401,071	24,592,952	2,982,212	21,610,740	3,962,940	25,573,680

*Obligated Funds represent amounts allocated but not yet transferred to the projects.

**City of Durham, North Carolina
Planned Debt Issuance as of September 30, 2018**

As part of the annual budget process, the City Council approved a number of projects in the 2019-2023 Capital Improvement Plan (CIP) and had previously approved other capital projects in the prior year's CIP. At this time the City anticipates putting an Installment Financing Contract (IFC) – Draw Program in place in FY19. In addition, the City is anticipating a financing related to the approved rolling fleet acquisition plan.

Reimbursement Resolutions

At the August 2nd, 2010, City Council meeting, Council adopted a resolution delegating authority to approve individual Reimbursement Resolutions to the Finance Director. This delegation of authority included the requirement to report to Council on a quarterly basis about declarations of intent to reimburse itself. Pursuant to this requirement, during the current quarter of FY2018-19, the Finance Director adopted a reimbursement resolution on July 2, 2018.

CITY OF DURHAM, NORTH CAROLINA

Exhibit 8

Donations

For the Quarter Ending September 2018

Parks and Recreation Department	\$	2,500
Water into trees		670
Fire Department		300
Neighborhood Improvement service		<u>2,125</u>
Total	\$	<u><u>5,595</u></u>

Capital Improvements Program - Projects Listing
September 30, 2018 Quarterly Report
FY 2019 -- First Quarter

Exhibit 9

Culture & Recreation					
Projects	Financial Summary			Project Status	
Project Title	Authorized Budget	Expenditures/ Encumbrances	Available Balance	Latest Project Status Reports	Stoplight
Athletic Court Renovations-2019	\$2,675,460.00	\$2,539,085.00	\$136,375.00	(Oct/03/2018) Project Phase: Construction/Installation Percent of Current Phase Complete: 0% Major Activities This Period: The tennis courts (5) and adjacent playground surfacing at Morreene Road Park are under construction. The project will be substantially complete in December. Other Comments: This project is comprised of multiple projects at various locations. Prior locations completed Garrett (6 tennis courts), Rock Quarry (8 Tennis courts), Southern Boundaries (8 Tennis courts), Elmira (2 BB Courts); CR Woods (2 BB Courts) Elmira (8 Tennis Courts); Whippoorwill (8 Tennis Courts), East Durham (1 BB court), East End (2 BB courts), Lyon (2 BB courts), Forest Hills (4 Tennis courts) and Sherwood Park (2 basketball and 3 futsal courts). Expected Date of Substantial Completion: (qtr/year) 3/2019	Green
ATT Parking Lot at Scott King Road	\$203,100.00	\$241,040.00	(\$37,940.00)	(Oct/15/2018) Project Phase: Construction/Installation Percent of Current Phase Complete: 98% Major Activities This Period: Hine Site Work has reached substantial completion for the construction of the American Tobacco Trail Parking lot. The Design Consultant provided punch list items for correction and completion. Upon approval, DPR will open access to the public for use this fall. Expected Date of Substantial Completion: (qtr/year) 2/2019	Green
Campus Hills Baseball Field Lighting Project	\$250,000.00	\$0.00	\$250,000.00	(Oct/17/2018) Project Phase: Planning Percent of Current Phase Complete: 25% Major Activities This Period:	Green

Capital Improvements Program - Projects Listing
September 30, 2018 Quarterly Report
FY 2019 -- First Quarter

Exhibit 9

				<p>The PM is confirming the site layout along with a project charter document. Following scope and layout approval, the PM will finalize a schedule and budget to begin executing the next steps toward implementation. The preliminary scope item include: field renovation, irrigation improvements, lighting modifications and a multipurpose field transition from the existing baseball field layout.</p> <p>Expected Date of Substantial Completion: (qtr/year) 2/2019</p>	
CM Herndon Park Soccer Field/Parking Lot - 2019	\$1,639,091.00	\$0.00	\$1,639,091.00	<p>(Oct/17/2018)</p> <p>Project Phase: Planning</p> <p>Percent of Current Phase Complete: 75%</p> <p>Major Activities This Period:</p> <p>RFQ Advertised for Professional Services Vendor Selected and Fee Negotiated Agenda Item before for Professional Services City Council 11/18/2018</p> <p>Expected Date of Substantial Completion: (qtr/year) 2/2019</p>	Green
Crest Street Park Restroom Replacement	\$266,509.00	\$0.00	\$266,509.00	<p>(Oct/05/2018)</p> <p>Project Phase: Planning</p> <p>Percent of Current Phase Complete: 90%</p> <p>Major Activities This Period:</p> <p>Professional Services firm selected Fee proposal received and vetted by staff Professional Services Contract approval anticipated by 10/30</p> <p>Expected Date of Substantial Completion: (qtr/year) 2/2019</p>	Green
DPR Restroom Long Meadow Park	\$250,000.00	\$53,781.00	\$196,219.00	<p>(Oct/03/2018)</p> <p>Project Phase: Bid</p> <p>Percent of Current Phase Complete: 0%</p> <p>Major Activities This Period:</p> <p>Initial bids received in July of 2018 exceeded the available budget and all bids were rejected. Additional funding has been requested and the project will be rebid.</p> <p>Expected Date of Substantial Completion: (qtr/year) 2/2019</p>	Yellow
Hoover Road Athletic Park	\$8,955,660.00	\$0.00	\$8,955,660.00	<p>(Oct/05/2018)</p> <p>Project Phase: Planning</p> <p>Percent of Current Phase Complete: 85%</p> <p>Major Activities This Period:</p> <p>Design Consultant selected Professional Services fee draft</p>	Green

Capital Improvements Program - Projects Listing
September 30, 2018 Quarterly Report
FY 2019 -- First Quarter

Exhibit 9

				proposal due 10/9/18 Pro. Svc. Contract to City Council:11/19 Expected Date of Substantial Completion: (qtr/year) 3/2019	
Lyon Park Restroom Project	\$600,494.00	\$568,362.00	\$32,132.00	(Oct/03/2018) Project Phase: Design Percent of Current Phase Complete: 10% Major Activities This Period: The project has been placed on hold to determine whether additional funding may be allocated for a year round facility. Expected Date of Substantial Completion: (qtr/year) 3/2019	Red This project is on hold.
Public Art Fund	\$220,000.00	\$40,797.00	\$179,203.00	(Oct/12/2018) Project Phase: Planning Percent of Current Phase Complete: 40% Major Activities This Period: The public art banners on the Corcoran Garage have been installed and that project is complete. The public art for Durham Central Park Liberty Warehouse Wall will be installed November 5, 2018. The art concepts for the new Durham Police Headquarters art have been approved by various stakeholders and Notice to Proceed to production have been issued for both artist teams- team 1 will install in December 2018 and team 2 in Summer 2019. The public art artist selection for Black Wall Street Gardens will be completed in December 2018 and the Notice to Proceed to production will be issued after that. The Chapel Hill underpass art will be initiated once NC Railroad removes the two rail spans. Expected Date of Substantial Completion: (qtr/year) 2/2019	Green
R. Kelly Bryant Bridge Trail	\$2,324,500.00	\$55,000.00	\$2,269,500.00	(Oct/16/2018) Project Phase: Planning Percent of Current Phase Complete: 98% Major Activities This Period: NCDOT approved the Funding Authorization for Design and the General Services Department issued an advertisement for professional engineering services August 27, 2018. Letters of Interest from five NCDOT prequalified firms were submitted October 4, 2018. Expected Date of Substantial Completion: (qtr/year) 3/2019 Other Comments:	Green

Capital Improvements Program - Projects Listing
September 30, 2018 Quarterly Report
FY 2019 -- First Quarter

Exhibit 9

				A Selection Committee of City staff from multiple departments will review the Letters of Interest and select the best suited firm. A design firm contract will be presented to City Council by way of an agenda item in early 2019. NCDOT and the Federal Highways Administration must also concur in order for the City to enter into a contract as a portion of this project is funded by a federal grant.	
Red Maple Park Restroom Replacement	\$258,000.00	\$0.00	\$258,000.00	(Oct/05/2018) Project Phase: Planning Percent of Current Phase Complete: 90% Major Activities This Period: Professional Services Consultant Selected Proposal received, Contract Execution anticipated by 10/30/18 Expected Date of Substantial Completion: (qtr/year) 2/2019	Green
Rock Quarry Park Upgrades	\$250,000.00	\$74,800.00	\$175,200.00	(Oct/16/2018) Project Phase: Design Percent of Current Phase Complete: 0% Major Activities This Period: City Council approved a design contract with the prime Landscape Architecture firm Tributary 8/9/2018. Four additional professional services disciplines necessary to design this project are included on Tributaries team by subcontractors; Civil Engineering, Surveying, Structural Engineering, and Geotechnical Engineering. Design Notice to Proceed was issued 9/24/2018. The team will survey the site, complete an initial stormwater and infrastructure site assessment, consult regulations, and present a preliminary layout of the project during the Schematic Design phase. This phase is expected to be complete 2/2019. Expected Date of Substantial Completion: (qtr/year) 3/2020 Other Comments: It is estimated construction will be complete late 2020.	Green
Third Fork Creek Trail - Phase II	\$3,602,670.00	\$0.00	\$3,602,670.00	(Oct/16/2018) Project Phase: Planning Percent of Current Phase Complete: 98% Major Activities This Period: NCDOT approved the Funding Authorization for Design and	Green

Capital Improvements Program - Projects Listing
September 30, 2018 Quarterly Report
FY 2019 -- First Quarter

Exhibit 9

				<p>the General Services Department issued an advertisement for professional engineering services August 27, 2018. Letters of Interest from five NCDOT prequalified firms were submitted October 4, 2018.</p> <p>Expected Date of Substantial Completion: (qtr/year) 3/2019</p> <p>Other Comments:</p> <p>A Selection Committee of City staff from multiple departments will review the Letters of Interest and select the best suited firm. A design firm contract will be presented to City Council by way of an agenda item in early 2019. NCDOT and the Federal Highways Administration must also concur in order for the City to enter into a contract as a portion of this project is funded by a federal grant.</p>	
Twin Lakes Park Upgrades (Feasibility Study)	\$625,000.00	\$625,241.00	(\$241.00)	<p>(Oct/17/2018)</p> <p>Project Phase: Planning</p> <p>Percent of Current Phase Complete: 80%</p> <p>Major Activities This Period:</p> <p>The design consultant has presented 3 diverse, feasible options for park expansion at the park. Engineering, geotechnical studies and conceptual site plans have been presented for the design team to review, digest and respond. Options include: Soccer fields, a Nature park, and Aquatics. In addition, the study will take into consideration the connectivity to the proposed Hoover Road park. The process will complete with the selection of one concept and cost estimating.</p> <p>Expected Date of Substantial Completion: (qtr/year) 2/2019</p>	Green
Total for Culture & Recreation	\$22,120,484.00	\$4,431,907.00	\$17,688,577.00		
General Services					
Projects		Financial Summary		Project Status	
Project Title	Authorized Budget	Expenditures/ Encumbrances	Available Balance	Latest Project Status Reports	
				Stoplight	
Cemeteries Upgrade	\$2,746,451.00	\$2,552,777.00	\$193,674.00	<p>(Oct/05/2018)</p> <p>Project Phase: Completed</p> <p>Percent of Current Phase Complete: 100%</p>	Green

Capital Improvements Program - Projects Listing
September 30, 2018 Quarterly Report
FY 2019 -- First Quarter

Exhibit 9

				<p>Major Activities This Period: The project is complete. A final CO is expected in November once grass is fully established at the new pond. Expected Date of Substantial Completion: (qtr/year) 1/2019</p>	
City-Wide Security Upgrades	\$1,170,270.00	\$934,975.00	\$235,295.00	<p>(Oct/01/2018) Project Phase: Construction/Installation Percent of Current Phase Complete: 95% Major Activities This Period: Brady Integrated Security has installed security equipment at City Hall and Annex included in Phase 2. Stanley Security finishing security alarm programming. Ekert & Associates has finished scope of work for city-wide security upgrades designs. Expected Date of Substantial Completion: (qtr/year) 2/2019</p>	Green
Energy Management	\$1,747,490.00	\$1,383,148.00	\$365,342.00	<p>(Oct/01/2018) Project Phase: Design Percent of Current Phase Complete: 20% Major Activities This Period: City Hall- Schematic Design and cost estimates were completed for the Design-Build Project for the City Hall and Annex HVAC, LED lighting, and 3rd floor interior renovations. Expected Date of Substantial Completion: (qtr/year) 4/2019</p>	Green
Facilities and Operations Staff Fall Protection	\$124,000.00	\$118,925.00	\$5,075.00	<p>(Oct/01/2018) Project Phase: Completed Percent of Current Phase Complete: 100% Major Activities This Period: The project is now complete including punch list items. Expected Date of Substantial Completion: (qtr/year) 1/2019</p>	Green PROJECT COMPLETE
General Fund Fleet Vehicles	\$7,277,072.00	\$4,575,971.00	\$2,701,101.00	<p>(Oct/05/2018) Project Phase: Other Percent of Current Phase Complete: 70% Major Activities This Period: Most big tickets have been purchased. Expected Date of Substantial Completion: (qtr/year) 2/2019</p>	Green
New Sign & Signal Shop	\$4,954,662.00	\$4,799,281.00	\$155,381.00	<p>(Oct/17/2018) Project Phase: Completed Percent of Current Phase Complete: 99% Major Activities This Period:</p>	Green PROJECT COMPLETE

Capital Improvements Program - Projects Listing
September 30, 2018 Quarterly Report
FY 2019 -- First Quarter

Exhibit 9

				A Conditional Certificate of Occupancy was issued on 8/9 and 8/21 for the main building and the pole barn. The Sign and Signal Shop staff has moved in and are fully operational at their new location on 320 Muldee Street. Only outstanding closeout items, punch list elements and Purchase orders remain. Expected Date of Substantial Completion: (qtr/year) 1/2019	
PWOC Renovation	\$7,419,468.00	\$0.00	\$7,419,468.00	(Oct/05/2018) Project Phase: Other Percent of Current Phase Complete: 50% Major Activities This Period: General Services Project Management is in the process of selection an Architect for Professional Design Services. An RFQ was issued in August with 10 Firms submitting a Proposal Packet. The Selection Committee is reviewing the submittals, and intends to select 3-4 for interview. It is anticipated that a Firm will be selected by 1 November, City Council approval in December 2019, and contract award in early January 2019. Expected Date of Substantial Completion: (qtr/year) 3/2019 Other Comments: Of the 10 submittal packets received, 9 were deemed valid and acceptable following EOEa review. The Selection Committee will meet in early October to select 3-4 Firms for interview.	Green
Total for General Services	\$25,439,413.00	\$14,246,152.00	\$11,193,261.00		
Other Enterprise Funds					
Projects		Financial Summary		Project Status	
Project Title	Authorized Budget	Expenditures/ Encumbrances	Available Balance	Latest Project Status Reports	
Downtown Parking Garage (NEW)	\$23,095,288.00	\$23,058,422.00	\$36,866.00	(Oct/05/2018) Project Phase: Construction/Installation Percent of Current Phase Complete: 65% Major Activities This Period: • Permanent Power-10/15/18 • Concrete Structure Complete-	Green

Capital Improvements Program - Projects Listing
September 30, 2018 Quarterly Report
FY 2019 -- First Quarter

Exhibit 9

				10/15/18 • Curtain Wall-12/1/18 • Tower Crane Removal-12/1/18 • Elevators Complete-12/7/18 • Metal Panels Complete-12/10/18 • Brick Complete-12/15/18 • Corner Art 12/31/18 • Parking Open 1/31/18 Expected Date of Substantial Completion: (qtr/year) 3/2019	
Parking Security Upgrades/Enhancements	\$500,000.00	\$0.00	\$500,000.00	(Oct/09/2018) Project Phase: Construction/Installation Percent of Current Phase Complete: 80% Major Activities This Period: The project was successfully bid and the vendor selected. City Council approval scheduled for November 2018. Installation scheduled to begin late December 2018 and be completed by April 1, 2019. Expected Date of Substantial Completion: (qtr/year) 2/2014	Green
Transit Bus Stop Improvements Project	\$1,108,570.00	\$0.00	\$1,108,570.00	(Oct/17/2018) Project Phase: Design Percent of Current Phase Complete: 60% Major Activities This Period: Currently, 31 bus stops are under design with 60% design completion. Solicitation for construction of bus stops under design under development. Additional bus stops will be design beyond the 31 stops in 2019. Expected Date of Substantial Completion: (qtr/year) unknown	Green
Total for Other Enterprise Funds	\$24,703,858.00	\$23,058,422.00	\$1,645,436.00		

Public Protection						
Projects		Financial Summary			Project Status	
Project Title	Authorized Budget	Expenditures/Encumbrances	Available Balance	Latest Project Status Reports		Stoplight
DPD Firing Range Restroom Facility	\$258,581.00	\$0.00	\$258,581.00	(Oct/01/2018) Project Phase: Design Percent of Current Phase Complete: 21% Major Activities This Period:		Green

Capital Improvements Program - Projects Listing
September 30, 2018 Quarterly Report
FY 2019 -- First Quarter

Exhibit 9

				<p>All contracts for design services are in place. Septic system design is complete, and civil, MEP and architectural design is underway. Site plan and DD submittals are tentatively scheduled for end of November 2018. Expected Date of Substantial Completion: (qtr/year) 4/2019</p>	
Fire Station #1 Upgrade	\$553,523.00	\$516,967.00	\$36,556.00	<p>(Oct/01/2018) Project Phase: Construction/Installation Percent of Current Phase Complete: 98% Major Activities This Period: All work associated with the main project was Substantially Complete on September 12, 2017, and the City is now completing previously identified improvements in the facility using remaining CIP funding. All work is complete, except for window repairs and installation of a new compressed air bottle rack, both scheduled for October 2018. Expected Date of Substantial Completion: (qtr/year) 2/2019</p>	Green
Fire Station #17	\$6,466,339.00	\$6,181,944.00	\$284,395.00	<p>(Oct/01/2018) Project Phase: Completed Percent of Current Phase Complete: 99% Major Activities This Period: The Project is complete. A Conditional Certificate of Completion was issued on 23 August. DFD and County EMS moved into the Station on 24 August and opened to public service on 26 August. Project Management is currently working with the Contractor to complete punch-list items and submit close-out documents. Final Completion is expected in the next 60 days. Expected Date of Substantial Completion: (qtr/year) 2/2019</p>	Green
Fire Station #18	\$1,000,000.00	\$743,332.00	\$256,668.00	<p>(Oct/01/2018) Project Phase: Land/ROW Acquisition Percent of Current Phase Complete: 100% Major Activities This Period: A change of zoning request was submitted in March 2018. The rezoning application was approved by the Planning Commission on August 14 and will go for Council approval on October 15. Expected Date of Substantial Completion: (qtr/year) 2/2019</p>	Green
Police HQ Replacement	\$71,909,000.00	\$68,094,070.00	\$3,814,930.00	<p>(Oct/02/2018)</p>	Green

Capital Improvements Program - Projects Listing
September 30, 2018 Quarterly Report
FY 2019 -- First Quarter

Exhibit 9

& Annex				Project Phase: Construction/Installation Percent of Current Phase Complete: 96% Major Activities This Period: 1. Water meter installation is complete. 2. Conditional Occupancy was obtained. 3. Network infrastructure and connectivity is complete. 4. Furniture is installed and the punch list has been generated for all floors. 5. Site work is complete and landscaping installation is underway. 6. Duke Energy streetlights are complete. 7. Ribbon cutting celebration planning is complete with celebration on October 20. 8. Movers are preparing for first move in mid-October. Expected Date of Substantial Completion: (qtr/year) 2/2019	
Public Safety Radio Replacement	\$2,000,000.00	\$2,000,000.00	\$0.00	(Oct/01/2018) Project Phase: Other Percent of Current Phase Complete: 50% Major Activities This Period: This is a multiyear project(phase 1-FY17,phase 2-FY18,phase 3-FY19). Phases 1 & 2 have been completed. Phase 3 purchase contract is in progress. Expected Date of Substantial Completion: (qtr/year) 1/2019	Green
Total for Public Protection	\$82,187,443.00	\$77,536,313.00	\$4,651,130.00		

Solid Waste

Projects	Financial Summary			Project Status	
Project Title	Authorized Budget	Expenditures/ Encumbrances	Available Balance	Latest Project Status Reports	Stoplight
Solid Waste Annex and Truck Wash Project	\$2,775,000.00	\$2,437,461.00	\$337,539.00	(Oct/01/2018) Project Phase: Construction/Installation Percent of Current Phase Complete: 35% Major Activities This Period: Construction is underway. The initial work for the pond is complete; interior demo of the existing building is complete; new interior walls are underway; utility rough-ins are underway; new windows are being installed; exterior walls of the new wash	Green

Capital Improvements Program - Projects Listing
September 30, 2018 Quarterly Report
FY 2019 -- First Quarter

Exhibit 9

				building are underway. Expected Date of Substantial Completion: (qtr/year) 3/2019	
Solid Waste Customer Convenience Ctr. Improvements	\$154,000.00	\$33,736.00	\$120,264.00	(Oct/01/2018) Project Phase: Design Percent of Current Phase Complete: 34% Major Activities This Period: The DD submittal was made on September 10 and the site plan submittal was made on September 11. Additional funds are being requested in order to complete the anticipated scope of work. The project is anticipated to bid in May 2019. Expected Date of Substantial Completion: (qtr/year) 4/2019	Green
Solid Waste Fleet Vehicles	\$5,431,543.00	\$3,964,804.00	\$1,466,739.00	(Oct/05/2018) Project Phase: Other Percent of Current Phase Complete: 91% Expected Date of Substantial Completion: (qtr/year) 3/2019	Green
Total for Solid Waste	\$8,360,543.00	\$3,998,540.00	\$4,362,003.00		
Stormwater					
Projects	Financial Summary			Project Status	
Project Title	Authorized Budget	Expenditures/ Encumbrances	Available Balance	Latest Project Status Reports	
				Stoplight	
Algae Turf Scrubber Project	\$500,000.00	\$0.00	\$500,000.00	(Oct/05/2018) Project Phase: Other Percent of Current Phase Complete: 0% Major Activities This Period: Professional Services Contract - Algal Flow way Site Selection & Preliminary Design Project. This contract involves the selection of a permanent site and the preliminary design for future construction of an algal flow way facility. This phase of the Algal Turf Scrubber project was authorized by City Council in August 2018. The contract has been executed and a Notice to Proceed was issued in September 2018. The project kick-off meeting was held on September 25, 2018.	Green

Capital Improvements Program - Projects Listing
September 30, 2018 Quarterly Report
FY 2019 -- First Quarter

Exhibit 9

				Expected Date of Substantial Completion: (qtr/year) 4/2019	
Drainage Repair of City Owned Properties	\$4,249,764.00	\$3,152,764.00	\$1,097,000.00	<p>(Oct/08/2018) Project Phase: Other Percent of Current Phase Complete: 60% Major Activities This Period: Professional Services Contract SD-2013-03 Third Fork Creek Stream Restoration - Project Manager – Dana Hornkohl - This professional services contract includes the design, permitting, construction documents, and construction management for a stream restoration of Third Fork Creek south of Martin Luther King Junior Parkway. The project seeks to more permanently stabilize this reach of the stream to protect water quality and City infrastructure including a trail and sanitary sewer trunk lines. The construction contract, SD-2016-03 (see below), was substantially complete in September 2017. A Letter of Map Revision (LOMR) was submitted to the North Carolina State Floodplain Mapping Program in June 2018. The State review may take up to six months to review. All work should be completed by December 2018. Construction Contract SD-2016-03 Third Fork Creek Stream Restoration - Project Manager – Dana Hornkohl - This construction contract is the result of the design prepared in contract SD-2013-03 (see above). Construction was substantially complete as of September 2017 and woody vegetation was planted in January 2018. Storm damage was addressed in June 2018 in conjunction with final plantings. The project site is continuing to be monitored through the warranty period to determine if additional storm damage remediation is necessary. All work should be completed by December 2018. Professional Services Contract SD-2017-02 Stormwater Infrastructure Inventory and Assessment for Parks, Trails, and Cemeteries – Project Manager – Dana Hornkohl – This professional services contract seeks to generate an inventory and assessment for stormwater infrastructure within all City parks, trails, and cemeteries. Field work was completed in April 2018. Desktop and field work related to proposed Stormwater Control Measures is complete. Work continues with video inspection of identified problem areas and surveying of identified drainage structures and should be completed in</p>	Green

Capital Improvements Program - Projects Listing
September 30, 2018 Quarterly Report
FY 2019 -- First Quarter

Exhibit 9

				<p>October 2018. A draft report was been submitted to the City for review in August 2018. The final report and overall project is anticipated to be completed by November 2018. Services Contract SD-2017-03 Municipal Separate Storm Sewer System (MS4) Inspections - Project Manager – Yi Wang - This contract involves the video inspection and evaluation of portions of the City's storm sewer system for condition, verification, and illicit discharge detection. Work at six sites on City owned property has been completed. Two additional sites have been identified for the upcoming quarter. This contract will remain active until April 2019. Construction Contract SD-2018-03 Trenchless Pipe Repairs – Project Manager – Dana Hornkohl – This construction project utilizes cured-in-place pipe (CIPP) to repair compromised storm drainage pipe without excavation. A total of five sites will be addressed; three sites are located on City owned property. The contract has been executed and a Notice to Proceed will be issued on November 1, 2018. Work is anticipated to be completed by February 2019. Construction Contract SD-2018-09 Drainage Structure Access and Stabilization – Project Manager – Dana Hornkohl – This construction project will modify existing drainage structures to provide access and stabilize existing drainage structures that are compromised. A total of thirteen sites will be addressed; ten sites are located on City owned property. Two of these sites have been completed. Contract work began in September 2018 and should be completed in July 2019.</p> <p>Expected Date of Substantial Completion: (qtr/year) 4/2019</p> <p>Other Comments: None.</p>	
Floodplain Management	\$946,000.00	\$302,549.00	\$643,451.00	<p>(Oct/08/2018)</p> <p>Project Phase: Other</p> <p>Percent of Current Phase Complete: 50%</p> <p>Major Activities This Period: Floodplain Mapping Modification – Project Manager – Graham Summerson – This project is a cooperative effort between the North Carolina State Floodplain Mapping Program and the City</p>	Green

Capital Improvements Program - Projects Listing
September 30, 2018 Quarterly Report
FY 2019 -- First Quarter

Exhibit 9

				<p>of Durham to update the National Flood Insurance Program (NFIP) Flood Insurance Rate Maps (FIRMs) for the City of Durham. The State is managing a consulting contract that is in the map release phase. The State and their consultant presented preliminary revised maps to the City in March 2015. A public meeting to answer questions about the revised maps was held in July 2016. The appeals process concluded in October 2016. A Letter of Final Determination was issued by the Federal Emergency Management Agency (FEMA) on April 19, 2018 and the maps scheduled to be adopted by the City in September 2018. The updated FIRMs will become effective and this project will be complete on October 19, 2018. Unified Hazard Mitigation Assistance Grant Program – Project Managers – Graham Summerson and Dana Hornkohl – Stormwater & GIS Services Division staff participates on the Hazard Mitigation Planning Committee along with other City and County stakeholders. This committee is coordinated by Durham County Emergency Management. The mitigation plan includes a listing of properties that suffer from repetitive flood loss. The City applies to the Unified Hazard Mitigation Assistance Grant Program (HMGP) administered by the State on a routine basis and when the State presents non-routine grant opportunities (post disaster declarations, etc.). Eligible properties may receive grants for property acquisition and conversion to open space or elevation of structures above the floodplain. The Federal Government typically contributes 75% of the cost of the effort and the State contributes the remaining 25% of the cost. The City has entered into two grant agreements for the elevation of one property (HMGP 4167-0009-R, 05/01/2017) and the acquisition of five properties (HMGP 4167-0014-R, 01/10/2018). The City entered into a contract renewal for five additional property acquisitions in June 2018. The City entered into a contract for project management services to manage all HMGP projects and issued a Notice to Proceed in July 2018. Primary work on the elevation and acquisitions will begin in October 2018 and is anticipated to be completed by September 2019. Staff continues to participate in the development of the annual hazard mitigation plan update. Professional Services Contract SD-2017-01 On-Call Stormwater</p>	
--	--	--	--	--	--

Capital Improvements Program - Projects Listing
September 30, 2018 Quarterly Report
FY 2019 -- First Quarter

Exhibit 9

				<p>Professional Services – Project Manager – Dana Hornkohl – This professional services program provides on-call design and related work for stormwater infrastructure and stormwater quality projects. This program will last for three years (May 2017 to April 2020) with an option to extend the program for an additional year. At this time one Supplemental Services Agreement (SSA) has been executed for floodplain management, engaging a consultant to assist the Development Services Center with reviewing a backlog of floodplain development applications. Sixteen floodplain development reviews have been reviewed as part of this SSA as of October 2018.</p> <p>Expected Date of Substantial Completion: (qtr/year) 4/2020 Other Comments: None.</p>	
Private Property Drainage Projects	\$5,102,670.00	\$2,682,670.00	\$2,420,000.00	<p>(Oct/08/2018) Project Phase: Other Percent of Current Phase Complete: 40% Major Activities This Period: Construction Contract SD-2012-02 University Drive Culvert – Project Manager – Dana Hornkohl – This project involves providing assistance to a commercial property owner with a culvert system in poor condition. The North Carolina Department of Transportation (NCDOT) has evaluated the condition of their existing culvert immediately downstream and made the decision to replace the system. NCDOT has engaged a consultant to design the utility relocations for the replacement culvert which is on an expedited schedule. The City and NCDOT have entered into an agreement for the utility relocations. Construction on the NCDOT project is anticipated to begin in December 2018. Services Contract SD-2017-03 Municipal Separate Storm Sewer System (MS4) Inspections – Project Manager – Yi Wang – This contract involves the video inspection and evaluation of portions of the City's storm sewer system for condition, verification, and illicit discharge detection. Work at fourteen sites on private property has been completed. No additional sites have been identified for the upcoming quarter at this time. This contract will remain active until April 2019. Construction Contract SD-2018-</p>	Green

Capital Improvements Program - Projects Listing
September 30, 2018 Quarterly Report
FY 2019 -- First Quarter

Exhibit 9

				<p>09 Drainage Structure Access and Stabilization – Project Manager – Dana Hornkohl – This construction project will modify existing drainage structures to provide access and stabilize existing drainage structures that are compromised. A total of thirteen sites will be addressed; one site is located on private property. Contract work began in September 2018 and should be completed in July 2019. Professional Services Contracts SD-2018-06, SD-2018-07, and SD-2018-08 Private Drainage Assistance Projects – Project Managers – Dana Hornkohl, Greg Smith, and Yi Wang – These are three professional services contracts for the design, permitting and developing of construction documents for sixteen identified Private Drainage Assistance Program (PDAP) projects. City Council authorized execution of the contracts in May 2018. Notices to Proceed were issued in June 2018. Work has begun on preliminary designs and preliminary construction drawings are anticipated in October 2018. Construction drawings and permitting are anticipated to be complete in February 2019.</p> <p>Expected Date of Substantial Completion: (qtr/year) 4/2019</p> <p>Other Comments: None.</p>	
South Ellerbe Stormwater Restoration Project	\$2,100,000.00	\$0.00	\$2,100,000.00	<p>(Oct/08/2018)</p> <p>Project Phase: Planning</p> <p>Percent of Current Phase Complete: 40%</p> <p>Major Activities This Period: The South Ellerbe Wetland and Stream Restoration Design Services is 40% complete. The concept plan and the preliminary costs for the wetland construction and amenities are under review. Permitting evaluation continues. South Ellerbe Stormwater Project Building Demolition project SP-2017-01 (Contract #15301) is 75% complete. An additional 10,000-gallon underground storage tank was discovered during demolition and an amendment has been executed for the additional work.</p> <p>Expected Date of Substantial Completion: (qtr/year) 4/2020</p>	Green
Stormwater Fleet Vehicles	\$714,816.00	\$409,312.00	\$305,504.00	<p>(Oct/05/2018)</p> <p>Project Phase: Other</p> <p>Percent of Current Phase Complete: 0%</p> <p>Major Activities This Period:</p>	Green

Capital Improvements Program - Projects Listing
September 30, 2018 Quarterly Report
FY 2019 -- First Quarter

Exhibit 9

				No activities during this quarter. Expected Date of Substantial Completion: (qtr/year) 3/2019	
Stormwater Infrastructure & BMP Improvements	\$11,015,700.00	\$8,723,211.00	\$2,292,489.00	(Oct/08/2018) Project Phase: Other Percent of Current Phase Complete: 35% Major Activities This Period: Professional Services Contract SD-2017-01 On-Call Stormwater Professional Services – Project Manager – Dana Hornkohl – This professional services program provides on-call design and related work for stormwater infrastructure and stormwater quality projects. This program will last for three years (May 2017 to April 2020) with an option to extend the program for an additional year. At this time one Supplemental Services Agreement (SSA) has been executed for design work within the right-of-way, a pilot pervious paving street project for Bradford Circle. The design is underway and construction drawings are 30% complete. A meeting with the residents of Bradford Circle will be scheduled in October 2018 seeking input on the design. Services Contract SD-2017-03 Municipal Separate Storm Sewer System (MS4) Inspections - Project Manager – Yi Wang - This contract involves the video inspection and evaluation of portions of the City's storm sewer system for condition, verification, and illicit discharge detection. Work at four sites within City maintained rights-of-way has been completed. Two additional sites have been identified for the upcoming quarter. This contract will remain active until April 2019. Professional Services Contract SD-2018-01 & SD-2018-02 Odyssey Drive and Alpine Road Culvert Replacements - Project Managers – Dana Hornkohl and Greg Smith – These are professional services contracts for the design, permitting and developing of construction documents for the replacement to two existing stormwater culverts along Odyssey Drive and Alpine Road. Construction documents are 65% complete for Odyssey Drive and nearing 100% completion for Alpine Road. Permits should be secured by November 2018 for both projects with construction advertising occurring in January 2019. Construction Contract SD-2018-03 Trenchless Pipe Repairs – Project Manager – Dana Hornkohl – This construction project	Green

Capital Improvements Program - Projects Listing
September 30, 2018 Quarterly Report
FY 2019 -- First Quarter

Exhibit 9

				<p>utilizes cured-in-place pipe (CIPP) to repair compromised storm drainage pipe without excavation. A total of five sites will be addressed; two sites are located in City maintained rights-of-way. The contract has been executed and a Notice to Proceed will be issued on November 1, 2018. Work is anticipated to be completed by February 2019. Construction Contract SD-2018-09 Drainage Structure Access and Stabilization – Project Manager – Dana Hornkohl – This construction project will modify existing drainage structures to provide access and stabilize existing drainage structures that are compromised. A total of thirteen sites will be addressed; two sites are located in City maintained rights-of-way. One of these sites has been completed. Contract work began in September 2018 and should be completed in July 2019. Construction Contract SD-2019-02 Stormwater Infrastructure Repairs – Project Manager – Yi Wang – This construction project will perform repairs of stormwater drainage infrastructure systems at various project site locations throughout the City of Durham. A total of five sites will be addressed within City maintained rights-of-way. The contract has been advertised and bids will be opened on October 8, 2018. A Notice to Proceed is anticipated to be issued in December 2018 with construction anticipated to be completed by November 2019.</p> <p>Expected Date of Substantial Completion: (qtr/year) 4/2020 Other Comments: None.</p>	
Stormwater Retrofitting	\$6,173,000.00	\$4,865,457.00	\$1,307,543.00	<p>(Oct/08/2018) Project Phase: Other Percent of Current Phase Complete: 45% Major Activities This Period: Small Scale Residential Stormwater Control Retrofits (professional services) in Durham 93% complete. All project deliverables have been finalized. The Rain catchers 2 (SP-1702) Construction contract (99% complete) installed 7 rain gardens and 14 cisterns. The Pearl Mill Bio retentions contract (26% complete). The preliminary design of the bio retention cells is complete and under review.</p>	Green

Capital Improvements Program - Projects Listing
September 30, 2018 Quarterly Report
FY 2019 -- First Quarter

Exhibit 9

				Expected Date of Substantial Completion: (qtr/year) 4/2020	
Watershed Planning & Implementation	\$9,094,774.00	\$7,348,059.00	\$1,746,715.00	(Aug/23/2018) Project Phase: Other Percent of Current Phase Complete: 77% Major Activities This Period: Eno River Watershed Plan Project (77% complete). Draft Watershed Implementation Plan has begun. Fay St. Bio retention plans are underway. The proper disposals of paint video and Spanish language radio spot are completed. Green Infrastructure video draft is completed. Preparation for the final public information session to present the plan has begun. Stormwater Control Measures Inspection and Geotechnical Assessment (professional services) for several locations where development work was unfinished is 94% complete. SCM Renovation and Rehabilitation Contract Construction contract SWDR-2018-01 is 35%. Expected Date of Substantial Completion: (qtr/year) 4/2018	Green
Total for Stormwater	\$39,896,724.00	\$27,484,022.00	\$12,412,702.00		
Technology					
Projects	Financial Summary			Project Status	
Project Title	Authorized Budget	Expenditures/Encumbrances	Available Balance	Latest Project Status Reports	Stoplight
City/Duke Fiber Optic Network Project	\$6,112,690.00	\$4,916,200.00	\$1,196,490.00	Oct/10/2018) Project Phase: Bid Percent of Current Phase Complete: 99% Major Activities This Period: The fiber optic network project bid phase is almost complete. The contracts have been signed off on by the vendors/partners and awaiting signature from the City Manager. We expect sign-off prior to the end of October 2018. The next phase of the construction/installation process will begin shortly after the project kickoff. Expected Date of Substantial Completion: (qtr/year) 2/2019	Green
IT Governance Projects	\$1,297,519.00	\$42,005.00	\$1,255,514.00	(Sep/30/2018)	Green

**Capital Improvements Program - Projects Listing
September 30, 2018 Quarterly Report
FY 2019 -- First Quarter**

Exhibit 9

				<p>Project Phase: Other Percent of Current Phase Complete: 0% Major Activities This Period: Major Activities This Period: Status of FY18 approved and funded projects as of September 30, 2018: -8 projects have been completed or closed -6 projects are on schedule to complete in FY19 Status of FY19 approved and funded projects as of September 30, 2018: -The two projects that were approved for FY19 are scheduled to complete in FY19. Expected Date of Substantial Completion: (qtr/year) unknown Other Comments: Details can be found on the Project Management Office site link on the IT Governance page on CODI.</p>
Total for Technology	\$7,410,209.00	\$4,957,205.00	\$2,453,004.00	

Transportation

Projects	Financial Summary			Project Status	
Project Title	Authorized Budget	Expenditures/Encumbrances	Available Balance	Latest Project Status Reports	Stoplight
Bicycle Facilities	\$100,000.00	\$100,000.00	\$0.00	(Oct/16/2018) Project Phase: Design Percent of Current Phase Complete: 80% Major Activities This Period: Community Meeting held, where 65% plans were shared and comments received both at the meeting and online. Consultant using comments received from residents, staff, and NCDOT to develop final plans. Expected Date of Substantial Completion: (qtr/year) 2/2019 Other Comments: Once the plans are finalized, they will be constructed as part of the Bike Lanes CMAQ C-5605E project.	Green
Bike Lanes CMAQ	\$100,000.00	\$0.00	\$100,000.00	(Oct/16/2018) Project Phase: Design	Green

Capital Improvements Program - Projects Listing
September 30, 2018 Quarterly Report
FY 2019 -- First Quarter

Exhibit 9

				<p>Percent of Current Phase Complete: 0%</p> <p>Major Activities This Period: This project will begin once the bicycle facility designs are finalized.</p> <p>Expected Date of Substantial Completion: (qtr/year) 2/2019</p>	
Bike Share CMAQ	\$150,000.00	\$0.00	\$150,000.00	<p>(Oct/16/2018)</p> <p>Project Phase: Other</p> <p>Percent of Current Phase Complete: 0%</p> <p>Major Activities This Period: Dockless bikeshare has started. The CMAQ funds are being reprogrammed to other priorities.</p> <p>Expected Date of Substantial Completion: (qtr/year) unknown</p> <p>Other Comments: Update to shared mobility ordinance (dockless bikes, ebikes, e-scooters) is being prepared for City Council action/direction on October 15.</p>	Green
Bridge Repair	\$515,000.00	\$0.00	\$515,000.00	<p>(Oct/02/2018)</p> <p>Project Phase: Construction/Installation</p> <p>Percent of Current Phase Complete: 20%</p> <p>Major Activities This Period: The contract for ST-288a, Bridge Design Services is underway to design repairs for five bridges.</p> <p>Expected Date of Substantial Completion: (qtr/year) 1/2019</p> <p>Other Comments: This program will address bridge preventative maintenance, make bridge repairs, and remove one obsolete bridge.</p>	Green
Carver Street Extension	\$8,782,000.00	\$8,718,018.00	\$63,982.00	<p>(Oct/02/2018)</p> <p>Project Phase: Construction/Installation</p> <p>Percent of Current Phase Complete: 68%</p> <p>Major Activities This Period: Contractor Triangle Grading and Paving finished laying ABC stone in the East Bound Lane between Cub Creek and Old Oxford. Next, the contractor will work to finish fine grade of asphalt in the East Bound Lane.</p> <p>Expected Date of Substantial Completion: (qtr/year) 1/2019</p> <p>Other Comments:</p>	Green

Capital Improvements Program - Projects Listing
September 30, 2018 Quarterly Report
FY 2019 -- First Quarter

Exhibit 9

				This project extends Carver Street in northeastern Durham from Danube Lane to Old Oxford Highway	
Dirt/Petition Street Paving	\$250,000.00	\$0.00	\$250,000.00	(Oct/02/2018) Project Phase: Bid Percent of Current Phase Complete: 25% Major Activities This Period: Following the first advertisement, an insufficient number of bids were received. The project has been re-advertised. Expected Date of Substantial Completion: (qtr/year) 1/2019 Other Comments: Funding of these projects are used to pave gravel or dirt streets. The projects have been ordered by City Council once a successful petition has been completed by the property owners, or have been ordered under City Councils Enabling Act Authority. Currently there are nine streets ordered by Council for paving.	Green
Downtown Loop Bike Lane CMAQ	\$65,625.00	\$0.00	\$65,625.00	(Oct/16/2018) Project Phase: Other Percent of Current Phase Complete: 0% Major Activities This Period: Staff are pursuing options for federal and state funding for the Downtown Loop two-way conversion project. The Downtown Loop Bike Lane project is on hold pending the outcome of these options. The CMAQ funds have been reprogrammed to other priorities. Expected Date of Substantial Completion: (qtr/year) unknown	Green
Durham Belt Line Trail	\$9,077,700.00	\$8,078,037.00	\$999,663.00	(Oct/16/2018) Project Phase: Land/ROW Acquisition Percent of Current Phase Complete: 100% Major Activities This Period: Stewart Engineering finalized the Belt Line Trail Master Plan. The plan was adopted by Council on August 6. A supplemental agreement with NCDOT was also adopted on August 6. The General Services Department purchased the right-of-way from the Conservation Fund. Expected Date of Substantial Completion: (qtr/year) 1/2019	Green

Capital Improvements Program - Projects Listing
September 30, 2018 Quarterly Report
FY 2019 -- First Quarter

Exhibit 9

<p>Durham Traffic Signal System (U5968)</p>	<p>\$600,000.00</p>	<p>\$88,352.00</p>	<p>\$511,648.00</p>	<p>(Oct/12/2018) Project Phase: Other Percent of Current Phase Complete: 0% Major Activities This Period: Kimley-Horn, NCDOT and Staff continue to work on signal system plan development. The environmental documentation was approved by FHWA. The railroad encroachment applications remain under review (authorization is pending). 150 signal plans were submitted and reviewed (all 400 design total reviewed to date). The 100% cable routing plan, project details, splicing details, project specifications were submitted for review. The project team held three monthly progress meetings in Q1. The design phase for the project remains on schedule. Expected Date of Substantial Completion: (qtr/year) unknown</p>	<p align="center">Green</p>
<p>Failed and Struggling Development Infrastructure</p>	<p>\$4,711,877.00</p>	<p>\$0.00</p>	<p>\$4,711,877.00</p>	<p>(Oct/18/2018) Project Phase: Construction/Installation Percent of Current Phase Complete: 60% Major Activities This Period: Stormwater repairs expected during fall/winter of 2018 Paving Project ST 278 was completed in summer 2018 and the Ravenstone and Stonehill Estates paving work is in place. Expected Date of Substantial Completion: (qtr/year) 4/2018 Other Comments: This is a project to complete the Ravenstone and Stonehill Estates paving and stormwater infrastructure.</p>	<p align="center">Green</p>
<p>Fayetteville Road Improvements Ph. II</p>	<p>\$8,900,789.00</p>	<p>\$2,070,242.00</p>	<p>\$6,830,547.00</p>	<p>(Oct/02/2018) Project Phase: Bid Percent of Current Phase Complete: 25% Major Activities This Period: Bids were opened on September 21, 2018. The bid proposal of \$10,561,031.21 from Carolina Sunrock is being reviewed and funding is being secured to award the contract. Expected Date of Substantial Completion: (qtr/year) unknown Other Comments: The selected corridor targeted for this work is Fayetteville Road from the Riddle Road intersection south to Barbee Road</p>	<p align="center">Green</p>

Capital Improvements Program - Projects Listing
September 30, 2018 Quarterly Report
FY 2019 -- First Quarter

Exhibit 9

				and includes the realignment of Riddle Road with Buxton Road.	
Fayetteville Road Widening (u-6021)	\$41,000.00	\$0.00	\$41,000.00	(Oct/16/2018) Project Phase: Design Percent of Current Phase Complete: 0% Major Activities This Period: This project is for anticipated local funding to supplement a NCDOT widening project. NCDOT held a kick-off meeting for design. Expected Date of Substantial Completion: (qtr/year) unknown	Green
Federal-State Matching Projects	\$5,300,690.00	\$162,315.00	\$5,138,374.00	(Oct/16/2018) Project Phase: Other Percent of Current Phase Complete: 0% Major Activities This Period: Consultants are working on the design of four major bike/ped projects. These projects will occur along: Morreene Road (Erwin Rd. to Neal Rd.); Carpenter Fletcher Road (Woodcroft Pkwy. to Alston Ave.); Cornwallis Road (S. Roxboro St. to University Dr.); and Hillandale Road (I-85 to NC 147). Consultants are also proceeding with the design for four sidewalk projects along Alston Avenue, NC 54, N. Duke St, Raynor Street, and LaSalle Street. University Drive was advertised for construction with a bid opening on October 12. Construction is nearly complete on sidewalk projects along Fayetteville Street, Avondale Drive, and Campus Walk/LaSalle St. Expected Date of Substantial Completion: (qtr/year) unknown	Green
Misc Thoroughfares and Street Improvements	\$586,352.00	(\$17.00)	\$586,368.00	(Oct/12/2018) Project Phase: Other Percent of Current Phase Complete: 0% Major Activities This Period: The 2018 comprehensive signalized pedestrian improvements project is underway. The following installations are completed: MLK Pkwy. at Shannon Dr. and Club Blvd. at Glendale Ave. The following installations are under construction: Hillsborough Rd. at Trent Dr. and Hillsborough Rd. at Main St. The following installation is pending construction: Lakewood Ave. and	Green

Capital Improvements Program - Projects Listing
September 30, 2018 Quarterly Report
FY 2019 -- First Quarter

Exhibit 9

				Blackwell St./South St. The construction project is expected to be completed in early Q3. City staff are securing professional design services to complete the design for the pending 2019 pedestrian improvement effort. The design services contract will be underway in Q2. Expected Date of Substantial Completion: (qtr/year) unknown	
NC 157 Sidewalk (Hillcrest to Carver (EB-5834))	\$375,803.00	\$0.00	\$375,803.00	(Oct/16/2018) Project Phase: Design Percent of Current Phase Complete: 0% Major Activities This Period: This project is funded through the TIP and is subject to NCDOT's funding schedule. Design in FY 2019, Right of Way in FY 2021, Construction in FY 2022. The Municipal Agreement with NCDOT was approved by the City Council in June. The project is waiting to begin pending Public Works availability. Expected Date of Substantial Completion: (qtr/year) 3/2020	Green
NC 55 Sidewalk (Riddle to Cecil (EB-5835))	\$295,067.00	\$0.00	\$295,067.00	(Oct/16/2018) Project Phase: Planning Percent of Current Phase Complete: 0% Major Activities This Period: This project is funded through the TIP and is subject to NCDOT's funding schedule. Design in FY 2020, Right of Way in FY 2022, Construction in FY 2023. Expected Date of Substantial Completion: (qtr/year) 4/2019	Green
NC 751 at University Roundabout Sidewalks (U-5745)	\$10,000.00	\$0.00	\$10,000.00	(Oct/16/2018) Project Phase: Land/ROW Acquisition Percent of Current Phase Complete: 75% Major Activities This Period: This project is for anticipated local funding to supplement a NCDOT highway project. NCDOT has developed a proposed design and held a public meeting. Right-of-way and utilities are underway. NCDOT expects to let the contract in December 2018. Expected Date of Substantial Completion: (qtr/year) 2/2019	Green
Neighborhood Greenways CMAQ	\$644,728.00	\$149,278.00	\$495,450.00	(Oct/16/2018) Project Phase: Design	Green

Capital Improvements Program - Projects Listing
September 30, 2018 Quarterly Report
FY 2019 -- First Quarter

Exhibit 9

				<p>Percent of Current Phase Complete: 10%</p> <p>Major Activities This Period: Kick-off meeting held with Community Input group, base map of possible routes developed, neighborhood meetings planned for late October/early November.</p> <p>Expected Date of Substantial Completion: (qtr/year) 4/2019</p>	
Old Chapel Hill Road Bike/Ped (EB-4707)	\$1,905,453.00	\$1,762,832.00	\$142,521.00	<p>(Oct/16/2018)</p> <p>Project Phase: Construction/Installation</p> <p>Percent of Current Phase Complete: 68%</p> <p>Major Activities This Period: NCDOT is overseeing the construction of bike lanes and sidewalks on Old Durham-Chapel Hill Road. Construction is underway. Current status is available here: https://apps.ncdot.gov/traffictravel/progloc/ProgLocSearch.aspx</p> <p>Expected Date of Substantial Completion: (qtr/year) 1/2020</p>	Green
Roxboro/Latta/Infinity Rd. Intersection Project	\$2,240,000.00	\$0.00	\$2,240,000.00	<p>(Oct/17/2018)</p> <p>Project Phase: Planning</p> <p>Percent of Current Phase Complete: 85%</p> <p>Major Activities This Period: NCDOT held an additional public workshop to review a quadrant design alternative in August 2018. Based on the design criteria and public feedback, they have selected the quadrant as the preferred option. NCDOT hopes to complete the Planning phase by December 31, 2018.</p> <p>Expected Date of Substantial Completion: (qtr/year) 2/2019</p>	Green
Sidewalk Repair, ADA and Gaps	\$200,000.00	\$0.00	\$200,000.00	<p>(Oct/04/2018)</p> <p>Project Phase: Construction/Installation</p> <p>Percent of Current Phase Complete: 50%</p> <p>Major Activities This Period: Contract SW-62 Sidewalk Repairs 2018 is underway.</p> <p>Expected Date of Substantial Completion: (qtr/year) 2/2019</p> <p>Other Comments: This CIP item addresses sidewalk repairs and ADA compliant curb ramps in the right-of-way.</p>	Green
Street Paving & Maintenance	\$16,816,386.00	\$100,419.00	\$15,715,967.00	<p>(Oct/04/2018)</p> <p>Project Phase: Construction/Installation</p> <p>Percent of Current Phase Complete: 55%</p>	Green

Capital Improvements Program - Projects Listing
September 30, 2018 Quarterly Report
FY 2019 -- First Quarter

Exhibit 9

				Major Activities This Period: Paving is underway for the ST-285 Repaving 2018 project. Expected Date of Substantial Completion: (qtr/year) 1/2019 Other Comments: This CIP item addresses repaving various streets in the Durham City Limits.	
Woodcroft Parkway Extension (U-5823)	\$3,074,900.00	\$0.00	\$3,074,900.00	(Oct/16/2018) Project Phase: Planning Percent of Current Phase Complete: 80% Major Activities This Period: The selection committee picked Ramey Kemp & Associates as the design consultant for the project from a pool of seven interested consultant teams. The City is awaiting NCDOT's concurrence before proceeding with crafting a design contract. Expected Date of Substantial Completion: (qtr/year) 3/2019	Green
Total for Transportation	\$55,842,581.00	\$21,229,476.00	\$34,613,105.00		
Wastewater					
Projects		Financial Summary		Project Status	
Project Title	Authorized Budget	Expenditures/ Encumbrances	Available Balance	Latest Project Status Reports	
				Stoplight	
Enhanced Nitrogen Removal	\$12,645,469.00	\$0.00	\$12,645,469.00	(Oct/17/2018) Project Phase: Construction/Installation Percent of Current Phase Complete: 80% Major Activities This Period: In October 2017, Council approved construction award of roughly \$6.5M for process improvements related to Enhanced Nutrient Removal. Construction is underway at both the ND and SD WRFs. Expected Date of Substantial Completion: (qtr/year) unknown	Green
Facility Paving	\$2,436,715.00	\$621,594.00	\$1,815,121.00	(Oct/01/2018) Project Phase: Planning	Green

Capital Improvements Program - Projects Listing
September 30, 2018 Quarterly Report
FY 2019 -- First Quarter

Exhibit 9

				<p>Percent of Current Phase Complete: 0%</p> <p>Major Activities This Period: This is an ongoing CIP item that addresses paving and resurfacing needs at Department of Water Management facilities.</p> <p>Expected Date of Substantial Completion: (qtr/year) unknown</p>	
Sewer Collection System Rehabilitation	\$8,388,991.00	\$343,212.00	\$8,045,779.00	<p>(Oct/15/2018)</p> <p>Project Phase: Other</p> <p>Percent of Current Phase Complete: 0%</p> <p>Major Activities This Period: This is an ongoing CIP project where various projects are in different phases of planning, design, or construction.</p> <p>Expected Date of Substantial Completion: (qtr/year) unknown</p>	Green
Sewer Extensions & Improvements	\$4,586,933.00	\$0.00	\$4,586,933.00	<p>(Oct/02/2018)</p> <p>Project Phase: Land/ROW Acquisition</p> <p>Percent of Current Phase Complete: 25%</p> <p>Major Activities This Period: Acquisitions have begun for Garrett Road Sewer and Mimosa Drive Sewer (Contract WS-85).</p> <p>Expected Date of Substantial Completion: (qtr/year) 1/2019</p> <p>Other Comments: This is an ongoing series of contracts to install sewer projects in response to citizen petitions.</p>	Green
Southeast Regional Lift Station	\$60,800,000.00	\$0.00	\$60,800,000.00	<p>(Oct/15/2018)</p> <p>Project Phase: Other</p> <p>Percent of Current Phase Complete: 0%</p> <p>Major Activities This Period: Project Phase: Design Percent of Current Phase Complete: 70% Major Activities This Period: Lift Station design is nearing 100%, advertisement for Construction Bids expected in December. Design of gravity sewer, force main and waterline is nearing 75%. Expect to advertise for Construction Bids in late winter. Continuing to engage General Services Dept. on negotiating for easements.</p> <p>Expected Date of Substantial Completion: (qtr/year)</p>	Green

Capital Improvements Program - Projects Listing
September 30, 2018 Quarterly Report
FY 2019 -- First Quarter

Exhibit 9

				unknown	
Wastewater Process Rehabilitation	\$29,356,699.00	\$1,663,271.00	\$27,693,428.00	(Apr/06/2018) Project Phase: Construction/Installation Percent of Current Phase Complete: 5% Major Activities This Period: Major Activities This Period: Wastewater Process Rehabilitation is an ongoing CIP item where processes and major equipment are repaired or replaced at both the North Durham Water Reclamation Facility (WRF) and the South Durham WRF. Phase I Improvements began construction January 2018. Phase II Improvements are currently under detailed design. Expected Date of Substantial Completion: (qtr/year) unknown	Green
Water Management Facility Expansion	\$7,155,476.00	\$234,217.00	\$6,921,260.00	(Jul/25/2018) Project Phase: Design Percent of Current Phase Complete: 75% Major Activities This Period: Pre-design Geo-tech, Surveying and Traffic Impact Analysis have been completed. Stantec has conducted building and site design reviews with DWM. The Construction Drawing Design phase is in progress. Site planning is continuing. Bidding is planned for late 2018 or early 2019. Expected Date of Substantial Completion: (qtr/year) 4/2020	Green
Total for Wastewater	\$135,370,283.00	\$2,862,294.00	\$132,507,989.00		

Water

Projects	Financial Summary			Project Status	
Project Title	Authorized Budget	Expenditures/ Encumbrances	Available Balance	Latest Project Status Reports	Stoplight
Downtown East-West Reinforcing Main	\$7,700,000.00	\$0.00	\$7,700,000.00	(Oct/08/2018) Project Phase: Design Percent of Current Phase Complete: 90%	Green

Capital Improvements Program - Projects Listing
September 30, 2018 Quarterly Report
FY 2019 -- First Quarter

Exhibit 9

				<p>Major Activities This Period: First and second phases of project are being designed as part of the American Tobacco Waterline project. 90% design drawings and traffic control plan reviewed and approved. Project delayed pending General Services Division easement acquisition. First phase of construction bid expected to be advertised in February 2019. Second phase 50% design will begin following bid of first phase. Second phase of construction bid expected to be advertised in October 2019. Final phase is being included in the East Durham Water project. Contract negotiation complete for design team selected in April 2018 for design of the East Durham Water project.</p> <p>Expected Date of Substantial Completion: (qtr/year) 3/2019</p>	
Future Water Supply/Source Protection	\$8,873,721.00	\$5,539,967.00	\$3,333,754.00	<p>(Oct/01/2018) Project Phase: Other Percent of Current Phase Complete: 0% Major Activities This Period: This is an on-going effort to protect the City's reservoirs by purchasing land around them within the water quality buffer. Properties near the reservoirs are considered for purchase as they become available.</p> <p>Expected Date of Substantial Completion: (qtr/year) unknown</p>	Green
Jordan Lake WTP	\$6,088,149.00	\$1,673,103.00	\$4,415,046.00	<p>(Oct/01/2018) Project Phase: Planning Percent of Current Phase Complete: 25% Major Activities This Period: Department of Water Management and other Jordan Lake Partners continue to collaborate on planning projects related to a regional Jordan Lake WTP.</p> <p>Expected Date of Substantial Completion: (qtr/year) unknown</p>	Green
Lake Michie & Little River Rehabilitation	\$2,440,173.00	\$115,065.00	\$2,325,107.00	<p>(Oct/01/2018) Project Phase: Other Percent of Current Phase Complete: 0% Major Activities This Period: This is an ongoing CIP project addressing regulatory, planning,</p>	Green

Capital Improvements Program - Projects Listing
September 30, 2018 Quarterly Report
FY 2019 -- First Quarter

Exhibit 9

				operational, and equipment needs of the two reservoirs, intake structures, pump stations, and impoundments. Expected Date of Substantial Completion: (qtr/year) unknown	
Teer Quarry Water Supply Project, Phase 2	\$15,516,950.00	\$1,453,413.00	\$14,063,537.00	(Oct/17/2018) Project Phase: Planning Percent of Current Phase Complete: 0% Major Activities This Period: This project is on hold. The project is proposed to be restarted in 2018. The current Preliminary Engineering Report will be re-evaluated due to change in needs being addressed in the Brown WTP expansion and the Jordan Lake allocations. Expected Date of Substantial Completion: (qtr/year) unknown	Green
Water & Sewer Fleet Vehicles	\$3,565,102.00	\$1,557,435.00	\$2,007,667.00	(Oct/05/2018) Project Phase: Other Percent of Current Phase Complete: 95% Expected Date of Substantial Completion: (qtr/year) 2/2019	Green
Water Distribution System Rehabilitation	\$11,215,385.00	\$1,108,080.00	\$10,107,305.00	(Oct/17/2018) Project Phase: Other Percent of Current Phase Complete: 0% Major Activities This Period: AC Waterline is closed out, work is complete, Water Distribution Master Plan Update (100% complete), and Durham Central Park Replacement/Rehabilitation project (75% complete). American Tobacco District survey and PER complete, design complete for Buchanan and Phase I. Bids opened for Buchanan, to go to council this quarter for award. East Durham Phase I scoping meetings under way, contract to go to Council 2nd quarter FY19. Expected Date of Substantial Completion: (qtr/year) unknown Other Comments: This is an ongoing CIP program with multiple projects in place and at various phases.	Green
Water Facilities Rehabilitation	\$26,089,224.00	\$7,558,715.00	\$18,530,509.00	(Oct/01/2018) Project Phase: Other	Green

Capital Improvements Program - Projects Listing
September 30, 2018 Quarterly Report
FY 2019 -- First Quarter

Exhibit 9

				<p>Percent of Current Phase Complete: 0%</p> <p>Major Activities This Period: Water Facilities Rehabilitation is an ongoing CIP item where processes and major equipment are repaired or replaced at the Brown Water Treatment Plant (WTP) and the Williams WTP. Current projects under this CIP item are in design and construction: Brown and Williams Expansion & Upgrades - Brown plant sedimentation basins 8 and 9 are finished and in use. Sedimentation basins & filters No. 5 - 7 are being rehab'ed. The new Admin building, the operations building modifications and the chemical buildings should be completed by spring of 2019. Construction is approximately 80%.</p> <p>Expected Date of Substantial Completion: (qtr/year) unknown</p>	
Water Regulatory Improvements	\$33,768,000.00	\$3,945,351.00	\$29,822,649.00	<p>(Oct/01/2018)</p> <p>Project Phase: Construction/Installation</p> <p>Percent of Current Phase Complete: 80%</p> <p>Major Activities This Period: This work is part of the Brown and Williams Water Treatment Plant Upgrades, Expansion and Residuals Handling Projects. The new basins have been constructed, filters are being completed and start-up happened May 2018 for Basin 8 operation. Basin 9 started up in June 2018. continue to construct new admin building clear well modifications, etc. Williams water plant restarted in July 2018.</p> <p>Expected Date of Substantial Completion: (qtr/year) 4/2019</p>	Green
Water Residuals Handling	\$45,550,000.00	\$40,500,000.00	\$5,050,000.00	<p>(Oct/01/2018)</p> <p>Project Phase: Construction/Installation</p> <p>Percent of Current Phase Complete: 80%</p> <p>Major Activities This Period: Contractor is continuing construction of the backwash clarifiers, EQ basins, pump buildings etc. at the Brown Water Plant and Williams Water Plant. Residual plant start-up is scheduled for Late Dec 2018. Continued construction of the brown plan dewatering building will occur into spring of 2019.</p> <p>Expected Date of Substantial Completion: (qtr/year) 3/2019</p>	Green
Total for Water	\$160,806,704.00	\$63,658,423.00	\$97,148,281.00		

**Capital Improvements Program - Projects Listing
September 30, 2018 Quarterly Report
FY 2019 -- First Quarter**

Exhibit 9