

**CITY OF DURHAM, NORTH CAROLINA**

General Fund Expenditure Detail and Year End Projection by Department and Class  
 Quarter Ending March 2018

Exhibit 1

<b>DEPARTMENT</b>	<b>FY 2018 ADOPTED BUDGET</b>	<b>FY 2018 ADJUSTED BUDGET</b>	<b>ACTIVITY THROUGH MARCH 2018</b>	<b>PERCENT OF BUDGET TO DATE</b>	<b>ENCUM- BRANCE BALANCE</b>	<b>PROJECTION THROUGH YEAR END</b>	<b>VARIANCE TO ADJUSTED BUDGET POSITIVE/ (NEGATIVE)</b>
Audit Services	\$ 613,850	\$ 614,291	\$ 480,570	78.2%	\$ 1,880	\$ 603,700	\$ 10,591
Budget & Management Services	1,262,427	1,389,242	991,106	71.3%	40,195	1,306,742	82,500
City Attorney	1,852,517	1,852,517	1,388,014	74.9%	454	1,852,517	-
City Clerk	733,343	755,066	528,626	70.0%	47,781	738,791	16,275
City Council	1,095,832	1,095,832	927,508	84.6%	280	1,001,712	94,120
City Manager/One Call/Public Affairs	3,513,878	3,828,991	2,909,578	76.0%	37,673	3,786,171	42,820
City/County Planning	3,761,267	3,870,020	2,634,259	68.1%	14,673	3,710,020	160,000
Community Development	2,030,029	2,188,492	1,837,620	84.0%	69,909	1,953,120	235,372
Economic & Workforce Development	3,391,054	5,321,143	1,890,897	35.5%	1,807,725	4,748,012	573,131
Emergency Communications	6,461,670	6,537,075	4,024,306	61.6%	460,166	6,179,473	357,602
Emergency Management	243,412	243,412	172,275	70.8%	-	243,412	-
Equal Opportunity-Equity Assurance	546,105	546,168	413,183	75.7%	149	539,129	7,039
Finance	4,631,674	4,891,989	3,502,663	71.6%	252,156	4,763,881	128,108
Fire	28,603,793	28,969,387	21,752,215	75.1%	110,668	28,810,478	158,909
Fleet Maintenance	3,359,358	3,629,744	2,647,313	72.9%	77,566	3,629,744	-
General Services	13,348,760	14,453,999	9,936,767	68.7%	674,010	14,283,963	170,036
Human Resources	2,485,202	2,800,937	2,088,806	74.6%	135,311	2,800,937	-
Neighborhood Improvement Service	3,873,046	4,298,556	2,867,624	66.7%	246,614	4,030,540	268,016
Parks & Recreation	13,543,890	14,515,330	9,721,450	67.0%	663,261	14,199,687	315,643
Police	60,385,887	61,808,552	46,039,518	74.5%	1,371,630	61,612,870	195,682
Public Works	7,269,954	9,901,484	6,130,790	61.9%	1,573,783	8,862,384	1,039,100
Technology Solutions	7,319,631	7,631,557	5,566,475	72.9%	407,050	7,557,669	73,888
Transportation	8,051,164	8,332,526	6,055,550	72.7%	252,024	8,124,607	207,919
NonDepartmental	12,856,531	13,019,373	7,276,899	55.9%	537,322	10,998,012	2,021,361
Indirect Cost	(10,446,148)	(10,446,148)	(7,834,609)	75.0%	-	(10,446,148)	-
Transfers To Other Funds	8,659,883	9,686,883	9,572,359	98.8%	-	9,686,883	-
<b>Total</b>	<b>\$ 189,448,009</b>	<b>\$ 201,736,418</b>	<b>\$ 143,521,762</b>	<b>71.1%</b>	<b>\$ 8,782,280</b>	<b>\$ 195,578,306</b>	<b>\$ 6,158,112</b>

<b>CLASS</b>	<b>FY 2018 ADOPTED BUDGET</b>	<b>FY 2018 ADJUSTED BUDGET</b>	<b>ACTIVITY THROUGH DECEMBER 2017</b>	<b>PERCENT OF BUDGET TO DATE</b>	<b>ENCUM- BRANCE BALANCE</b>	<b>PROJECTION THROUGH YEAR END</b>	<b>VARIANCE TO ADJUSTED BUDGET POSITIVE/ (NEGATIVE)</b>
Personnel Services	\$ 147,410,931	\$ 147,255,248	\$ 108,001,404	73.3%	\$ 272,909	\$ 143,349,412	\$ 3,905,836
Operating Expenditures	31,753,424	42,044,287	24,633,114	58.6%	8,062,522	40,072,654	1,971,633
Capital Outlay	923,336	2,574,088	1,283,079	49.8%	446,849	2,293,445	280,643
Appropriation Not Authorized for Expenditures	700,435	175,912	31,806	18.1%	-	175,912	-
Transfers To Other Funds	8,659,883	9,686,883	9,572,359	98.8%	-	9,686,883	-
<b>Total</b>	<b>\$ 189,448,009</b>	<b>\$ 201,736,418</b>	<b>\$ 143,521,762</b>	<b>71.1%</b>	<b>\$ 8,782,280</b>	<b>\$ 195,578,306</b>	<b>\$ 6,158,112</b>

**CITY OF DURHAM, NORTH CAROLINA**

General Fund Revenues & Expenditures

Quarter Ending March 31, 2018

Exhibit 1

	<b>FY 2018 ADOPTED BUDGET</b>	<b>FY 2018 ADJUSTED BUDGET</b>	<b>ACTIVITY THROUGH MARCH 2018</b>	<b>PERCENT OF BUDGET TO DATE</b>	<b>PROJECTION THROUGH YEAR END</b>	<b>VARIANCE TO ADJUSTED BUDGET POSITIVE/ (NEGATIVE)</b>
<b>REVENUES</b>						
Property Taxes	\$ 93,184,096	\$ 93,184,096	\$ 92,447,036	99.2%	\$ 93,463,648	\$ 279,552
Sales Taxes	63,843,076	63,843,076	32,154,756	50.4%	63,970,762	127,686
Hotel/Motel Occupancy Tax	2,609,588	2,609,588	1,855,691	71.1%	2,635,684	26,096
Other Local Taxes	313,915	313,915	311,365	99.2%	408,090	94,175
Licenses & Permits	506,000	506,000	265,443	52.5%	530,886	24,886
Utility Franchise tax	4,065,572	4,065,572	1,918,065	47.2%	3,862,293	(203,279)
Powell Bill	6,285,588	6,285,588	6,293,671	100.1%	6,293,671	8,083
Other Intergovernmental Revenues	3,398,253	3,398,253	1,358,716	40.0%	3,296,305	(101,948)
Rental income	150,082	150,082	126,873	84.5%	169,164	19,082
Charges For Services	7,472,822	7,472,822	5,249,357	70.2%	7,547,550	74,728
Intragovernmental Services	275,000	275,000	481,661	175.1%	629,370	354,370
Assessments	26,100	26,100	28,508	109.2%	38,011	11,911
Sale of Property and Miscellaneous	1,217,000	1,217,000	1,335,545	109.7%	1,336,747	119,747
Transfers From Other Funds	-	-	-	0.0%	-	-
<b>TOTAL REVENUES</b>	<b>\$ 183,347,092</b>	<b>\$ 183,347,092</b>	<b>\$ 143,826,687</b>	<b>78.4%</b>	<b>\$ 184,182,182</b>	<b>\$ 835,090</b>
<b>TOTAL EXPENDITURES</b>	<b>\$ 189,448,009</b>	<b>\$ 201,736,418</b>	<b>\$ 143,521,762</b>	<b>71.1%</b>	<b>\$ 195,578,306</b>	<b>\$ 6,158,112</b>
<b>NET REVENUES LESS EXPENDITURES</b>	<b>\$ (6,100,917)</b>	<b>\$ (18,389,326)</b>	<b>\$ 304,925</b>		<b>\$ (11,396,124)</b>	
<b>To/(From) Fund Balance</b>						
					Overall Budget Variance	<b>\$ 6,993,202</b>

**CITY OF DURHAM, NORTH CAROLINA**  
 Debt Service Fund Revenues & Expenditures  
 Quarter Ending March 31, 2018

Exhibit 1A

	<b>FY 2018 ADOPTED BUDGET</b>	<b>FY 2018 ADJUSTED BUDGET</b>	<b>ACTIVITY THROUGH MARCH 2018</b>	<b>PERCENT OF BUDGET TO DATE</b>	<b>PROJECTION THROUGH YEAR END</b>	<b>VARIANCE TO ADJUSTED BUDGET POSITIVE/ (NEGATIVE)</b>
<b>REVENUES</b>						
Property Taxes	\$ 36,358,161	\$ 36,358,161	\$ 36,360,684	100.01%	\$ 36,360,684	\$ 2,523
Non-Operating Revenues						
Intergovernmental (Subsidy)	\$ 598,195	\$ 598,195	\$ 632,012	105.65%	\$ 632,011	\$ 33,816
Investment Income	-	-	45,503		45,503	45,503
Intergovernmental (Durham County)	1,878,516	1,878,516	-	0.00%	1,924,443	45,927
Miscellaneous	-	-	-		-	-
Total non-operating revenues	\$ 2,476,711	\$ 2,476,711	\$ 677,515	27.36%	\$ 2,601,957	\$ 125,246
<b>TOTAL REVENUES</b>	<b>\$ 38,834,872</b>	<b>\$ 38,834,872</b>	<b>\$ 37,038,199</b>	<b>95.37%</b>	<b>\$ 38,962,641</b>	<b>\$ 127,769</b>
<b>EXPENDITURES</b>						
Special contractual services	\$ 422,660	\$ 422,660	\$ 393,242	93.04%	\$ 422,660	\$ -
Transfers to Other Funds	3,020,382	3,020,382	3,020,382	100.00%	3,020,382	-
Debt Service Principal	19,583,871	19,583,871	14,492,016	74.00%	21,169,331	-
Debt Service Interest and Other Fiscal Charges	8,946,833	8,946,833	6,469,662	72.31%	7,247,801	113,572
<b>TOTAL EXPENDITURES</b>	<b>\$ 31,973,746</b>	<b>\$ 31,973,746</b>	<b>\$ 24,375,302</b>	<b>76.24%</b>	<b>\$ 31,860,174</b>	<b>\$ 113,572</b>
<b>NET REVENUES LESS EXPENDITURES</b>	<b>\$ 6,861,126</b>	<b>\$ 6,861,126</b>	<b>\$ 12,662,897</b>		<b>\$ 7,102,467</b>	
<b>To/(From) Fund Balance</b>						
					Overall Budget Variance	<b>\$ 241,341</b>

**CITY OF DURHAM, NORTH CAROLINA**

Inspections Fund Revenues & Expenditures

Quarter Ending March 31, 2018

Exhibit 1B

	<b>FY 2018 ADOPTED BUDGET</b>	<b>FY 2018 ADJUSTED BUDGET</b>	<b>ACTIVITY THROUGH MARCH 2018</b>	<b>PERCENT OF BUDGET TO DATE</b>	<b>PROJECTION THROUGH YEAR END</b>	<b>VARIANCE TO ADJUSTED BUDGET POSITIVE/ (NEGATIVE)</b>
<b>REVENUES</b>						
Licenses, Permits & Charges for Services	\$ 6,972,403	\$ 6,972,403	\$ 5,202,323	74.61%	\$ 7,042,008	\$ 69,605
Non-Operating Revenues						
Investment Income	\$ 10,000	\$ 10,000	\$ 16,700	167.00%	\$ 16,700	\$ 6,700
<b>TOTAL REVENUES</b>	<b>\$ 6,982,403</b>	<b>\$ 6,982,403</b>	<b>\$ 5,219,023</b>	<b>74.75%</b>	<b>\$ 7,058,708</b>	<b>\$ 76,305</b>
<b>EXPENDITURES</b>						
Personnel Services	\$ 4,260,210	\$ 4,302,710	\$ 3,314,453	77.03%	\$ 4,185,909	\$ 116,801
Operating Expenditures	1,269,863	1,280,663	930,231	72.64%	1,251,954	28,709
Capital Outlays	23,000	150,845	143,611	95.20%	150,845	-
Transfers to Other Funds	118,480	138,480	138,480	100.00%	138,480	-
<b>TOTAL EXPENDITURES</b>	<b>\$ 5,671,553</b>	<b>\$ 5,872,698</b>	<b>\$ 4,526,775</b>	<b>77.08%</b>	<b>\$ 5,727,188</b>	<b>\$ 145,510</b>
<b>NET REVENUES LESS EXPENDITURES</b>	<b>\$ 1,310,850</b>	<b>\$ 1,109,705</b>	<b>\$ 692,248</b>		<b>\$ 1,331,520</b>	
<b>To/(From) Fund Balance</b>						
					Overall Budget Variance	<b>\$ 221,815</b>

**CITY OF DURHAM, NORTH CAROLINA**

Exhibit 2

Storm Water Management Fund Revenues & Expenditures  
 Quarter Ending March 31, 2018

	<b>FY 2018 ADOPTED BUDGET</b>	<b>FY 2018 ADJUSTED BUDGET</b>	<b>ACTIVITY THROUGH MARCH 2018</b>	<b>PERCENT OF BUDGET TO DATE</b>	<b>PROJECTION THROUGH YEAR END</b>	<b>VARIANCE TO ADJUSTED BUDGET POSITIVE/ (NEGATIVE)</b>
<b>REVENUES</b>						
Operating Revenues	\$ 15,486,348	\$ 15,486,348	\$ 13,519,405	87.30%	\$ 15,686,348	\$ 200,000
Non-Operating Revenues						
Investment Income	\$ 34,000	\$ 34,000	\$ 64,276	189.05%	\$ 66,000	\$ 32,000
Operating Transfers from Other Funds	109,047	109,047	127,377	116.81%	127,377	18,330
Total Non-Operating Revenues	\$ 143,047	\$ 143,047	\$ 191,653	133.98%	\$ 193,377	\$ 50,330
<b>TOTAL REVENUES</b>	<b>\$ 15,629,395</b>	<b>\$ 15,629,395</b>	<b>\$ 13,711,058</b>	<b>87.73%</b>	<b>\$ 15,879,725</b>	<b>\$ 250,330</b>
<b>Expenditures</b>						
Personnel Services	\$ 8,013,605	\$ 8,001,746	\$ 5,630,485	70.37%	\$ 8,018,246	\$ (16,500)
Operating Expenditures	2,232,624	2,785,755	1,490,303	53.50%	2,239,112	546,643
Non-Departmental Administration	883,708	883,708	662,779	75.00%	883,708	-
Capital Outlay	165,836	251,676	69,223	27.50%	251,676	0
Operating Transfers to Other Funds	3,904,816	3,904,816	3,904,816	100.00%	3,904,816	-
<b>TOTAL EXPENDITURES</b>	<b>\$ 15,200,589</b>	<b>\$ 15,827,701</b>	<b>\$ 11,757,605</b>	<b>74.28%</b>	<b>\$ 15,297,558</b>	<b>\$ 530,143</b>
<b>NET REVENUES LESS EXPENDITURES</b>	<b>\$ 428,806</b>	<b>\$ (198,306)</b>	<b>\$ 1,953,453</b>		<b>\$ 582,167</b>	
<b>To/(From) Fund Balance</b>						
					Overall Budget Variance	\$ 780,473

**CITY OF DURHAM, NORTH CAROLINA**

Exhibit 2

Water and Sewer Operating Fund Revenues & Expenditures

Quarter Ending March 31, 2018

	<b>FY 2018 ADOPTED BUDGET</b>	<b>FY 2018 ADJUSTED BUDGET</b>	<b>ACTIVITY THROUGH MARCH 2018</b>	<b>PERCENT OF BUDGET TO DATE</b>	<b>PROJECTION THROUGH YEAR END</b>	<b>VARIANCE TO ADJUSTED BUDGET POSITIVE/ (NEGATIVE)</b>
<b>REVENUES</b>						
Operating Revenues	\$ 97,673,327	\$ 97,673,327	\$ 73,067,296	74.81%	\$ 100,603,527	\$ 2,930,200
Permits	145,000	145,000	129,550	89.34%	167,960	22,960
Total Operating Revenues	<u>\$ 97,818,327</u>	<u>\$ 97,818,327</u>	<u>\$ 73,196,846</u>	74.83%	<u>\$ 100,771,487</u>	<u>\$ 2,953,160</u>
Non-Operating Revenues						
Miscellaneous	\$ 1,493,600	\$ 1,493,600	\$ 2,229,139	149.25%	\$ 1,960,998	\$ 467,398
Investment Income	275,000	275,000	379,801	138.11%	375,000	100,000
Total Non-Operating Revenues	<u>\$ 1,768,600</u>	<u>\$ 1,768,600</u>	<u>\$ 2,608,940</u>	147.51%	<u>\$ 2,335,998</u>	<u>\$ 567,398</u>
<b>TOTAL REVENUES</b>	<u>\$ 99,586,927</u>	<u>\$ 99,586,927</u>	<u>\$ 75,805,786</u>	76.12%	<u>\$ 103,107,485</u>	<u>\$ 3,520,558</u>
<b>EXPENDITURES</b>						
Personnel Services	\$ 27,992,356	\$ 28,019,457	\$ 20,598,915	73.52%	\$ 27,067,477	\$ 951,980
Operating Expenditures	22,850,185	24,466,119	16,110,344	65.85%	23,732,136	733,983
Non-Departmental Administration	5,303,254	5,303,254	3,977,442	75.00%	5,303,254	-
Capital Outlay	-	209,012	93,735	44.85%	257,512	(48,500)
Debt Service Principal and Interest	10,412,619	11,002,619	4,344,080	39.48%	11,002,619	-
Operating Transfers to Other Funds	33,638,056	33,098,056	33,098,056	100.00%	33,098,056	-
<b>TOTAL EXPENDITURES</b>	<u>\$ 100,196,470</u>	<u>\$ 102,098,518</u>	<u>\$ 78,222,572</u>	76.61%	<u>\$ 100,461,054</u>	<u>\$ 1,637,464</u>
<b>NET REVENUES LESS EXPENDITURES</b>	<u>\$ (609,543)</u>	<u>\$ (2,511,591)</u>	<u>\$ (2,416,786)</u>		<u><b>\$ 2,646,431</b></u>	
<b>To/(From) Fund Balance</b>						
					Overall Budget Variance	<u><u>\$ 5,158,022</u></u>

**CITY OF DURHAM, NORTH CAROLINA**

Exhibit 2

Water and Sewer Capital Facility Fee Fund Revenues & Expenditures  
 Quarter Ending March 31, 2018

	<b>FY 2018 ADOPTED BUDGET</b>	<b>FY 2018 ADJUSTED BUDGET</b>	<b>ACTIVITY THROUGH MARCH 2018</b>	<b>PERCENT OF BUDGET TO DATE</b>	<b>PROJECTION THROUGH YEAR END</b>	<b>VARIANCE TO ADJUSTED BUDGET POSITIVE/ (NEGATIVE)</b>
<b>REVENUES</b>						
Operating Revenues	\$ 4,455,000	\$ 4,455,000	\$ 4,704,539	105.60%	\$ 5,200,000	\$ 745,000
Non-Operating Revenues						-
Investment Income	\$ 41,000	\$ 41,000	\$ 58,808	143.43%	\$ 58,808	\$ 17,808
<b>TOTAL REVENUES</b>	<b>\$ 4,496,000</b>	<b>\$ 4,496,000</b>	<b>\$ 4,763,346</b>	<b>105.95%</b>	<b>\$ 5,258,808</b>	<b>\$ 762,808</b>
<b>EXPENDITURES</b>						
Operating Transfers to Other Funds	\$ 4,496,000	\$ 4,496,000	\$ 4,496,000	100.00%	\$ 5,258,808	\$ (762,808)
<b>NET REVENUES LESS EXPENDITURES</b>	<b>\$ -</b>	<b>\$ -</b>	<b>\$ 267,346</b>		<b>\$ -</b>	
<b>To/(From) Fund Balance</b>						
					Overall Budget Variance	<b>\$ -</b>

**CITY OF DURHAM, NORTH CAROLINA**

Parking Facilities Fund Revenues & Expenditures  
 Quarter Ending March 31, 2018

Exhibit 2

	<b>FY 2018 ADOPTED BUDGET</b>	<b>FY 2018 ADJUSTED BUDGET</b>	<b>ACTIVITY THROUGH MARCH 2018</b>	<b>PERCENT OF BUDGET TO DATE</b>	<b>PROJECTION THROUGH YEAR END</b>	<b>VARIANCE TO ADJUSTED BUDGET POSITIVE/ (NEGATIVE)</b>
<b>REVENUES</b>						
Operating Revenues	\$ 5,082,231	\$ 5,082,231	\$ 3,628,695	71.40%	\$ 5,303,091	\$ 220,860
Non-Operating Revenues						
Investment Income	\$ 12,000	\$ 12,000	\$ 24,863	207.19%	\$ 25,000	\$ 13,000
Operating Transfers from Other Funds	882,707	882,707	882,707	100.00%	882,707	-
Total Non-Operating Revenues	\$ 894,707	\$ 894,707	\$ 907,570	101.44%	\$ 907,707	\$ 13,000
<b>TOTAL REVENUES</b>	<b>\$ 5,976,938</b>	<b>\$ 5,976,938</b>	<b>\$ 4,536,264</b>	<b>75.90%</b>	<b>\$ 6,210,798</b>	<b>\$ 233,860</b>
<b>EXPENDITURES</b>						
Personnel Services	\$ 255,009	\$ 255,009	\$ 200,662	78.69%	\$ 267,763	\$ (12,754)
Operating Expenditures	3,297,417	3,499,624	1,930,428	55.16%	3,444,797	54,827
Non-Departmental Administration	392,258	392,258	294,192	75.00%	392,258	-
Capital Outlay	-	-	-	-	-	-
Debt Service Principal and Interest	1,359,597	1,359,597	1,036,363	76.23%	1,359,597	-
<b>TOTAL EXPENDITURES</b>	<b>\$ 5,304,281</b>	<b>\$ 5,506,488</b>	<b>\$ 3,461,645</b>	<b>62.86%</b>	<b>\$ 5,464,415</b>	<b>\$ 42,073</b>
<b>NET REVENUES LESS EXPENDITURES</b>	<b>\$ 672,657</b>	<b>\$ 470,450</b>	<b>\$ 1,074,619</b>		<b>\$ 746,383.00</b>	
<b>To/(From) Fund Balance</b>						
					Overall Budget Variance	<b>\$ 275,933</b>



**CITY OF DURHAM, NORTH CAROLINA**

Exhibit 2

Ballpark Fund Revenues & Expenditures  
 Quarter Ending March 31, 2018

	<b>FY 2018 ADOPTED BUDGET</b>	<b>FY 2018 ADJUSTED BUDGET</b>	<b>ACTIVITY THROUGH MARCH 2018</b>	<b>PERCENT OF BUDGET TO DATE</b>	<b>PROJECTION THROUGH YEAR END</b>	<b>VARIANCE TO ADJUSTED BUDGET POSITIVE/ (NEGATIVE)</b>
<b>REVENUES</b>						
Operating Revenues	\$ 258,071	\$ 258,071	\$ 64,133	24.85%	\$ 258,071	\$ -
Non-Operating Revenues						
Investment Income	\$ 6,000	\$ 6,000	\$ 5,848	97.47%	\$ 6,946	\$ 946
Operating Transfers from Other Funds	1,187,675	1,187,675	1,187,675	100.00%	1,187,675	-
Total Non-Operating Revenues	\$ 1,193,675	\$ 1,193,675	\$ 1,193,523	99.99%	\$ 1,194,621	\$ 946
<b>TOTAL REVENUES</b>	<b>\$ 1,451,746</b>	<b>\$ 1,451,746</b>	<b>\$ 1,257,656</b>	<b>86.63%</b>	<b>\$ 1,452,692</b>	<b>\$ 946</b>
<b>EXPENDITURES</b>						
Operating Expenditures	\$ 112,610	\$ 112,610	\$ -	0.00%	\$ -	\$ 112,610
Debt Service Principal and Interest	1,258,576	1,258,576	1,251,031	99.40%	1,258,576	-
Operating Transfers to Other Funds	137,170	137,170	137,170	100.00%	194,116	(56,946)
<b>TOTAL EXPENDITURES</b>	<b>\$ 1,508,356</b>	<b>\$ 1,508,356</b>	<b>\$ 1,388,201</b>	<b>92.03%</b>	<b>\$ 1,452,692</b>	<b>\$ 55,664</b>
<b>NET REVENUES LESS EXPENDITURES</b>	<b>\$ (56,610)</b>	<b>\$ (56,610)</b>	<b>\$ (130,545)</b>		<b>\$ -</b>	
<b>To/(From) Fund Balance</b>						
					Overall Budget Variance	<b>\$ 56,610</b>

**CITY OF DURHAM, NORTH CAROLINA**  
 Transit Operations Fund Revenues & Expenditures  
 Quarter Ending March 31, 2018

Exhibit 2

	<b>FY 2018 ADOPTED BUDGET</b>	<b>FY 2018 ADJUSTED BUDGET</b>	<b>ACTIVITY THROUGH MARCH 2018</b>	<b>PERCENT OF BUDGET TO DATE</b>	<b>PROJECTION THROUGH YEAR END</b>	<b>VARIANCE TO ADJUSTED BUDGET POSITIVE/ (NEGATIVE)</b>
<b>REVENUES</b>						
Operating Revenues	\$ 3,086,786	\$ 3,086,786	\$ 1,825,375	59.14%	\$ 3,043,585	\$ (43,201)
Non-Operating Revenues						
Taxes	\$ 9,941,248	\$ 9,941,248	\$ 9,941,825	100.01%	\$ 9,941,825	\$ 577
Miscellaneous	8,636,280	8,636,280	4,074,552	47.18%	8,667,853	31,573
Total Non-Operating Revenues	\$ 18,577,528	\$ 18,577,528	\$ 14,016,377	75.45%	\$ 18,609,678	\$ 32,150
<b>TOTAL REVENUES</b>	<b>\$ 21,664,314</b>	<b>\$ 21,664,314</b>	<b>\$ 15,841,752</b>	<b>73.12%</b>	<b>\$ 21,653,263</b>	<b>\$ (11,051)</b>
<b>EXPENDITURES</b>						
Operating Expenditures	\$ 19,395,018	\$ 20,992,740	\$ 12,266,881	58.43%	\$ 20,312,176	\$ 680,564
Non-Departmental Administration	472,238	472,238	354,177	75.00%	472,238	-
Capital Outlay	278,459	650,392	118,834	18.27%	150,392	500,000
Debt Service Principal and Interest	194,182	194,182	198,095	102.02%	198,095	(3,913)
Operating Transfers to Other Funds	1,324,417	1,324,417	1,301,770	98.29%	1,473,398	(148,981)
<b>TOTAL EXPENDITURES</b>	<b>\$ 21,664,314</b>	<b>\$ 23,633,969</b>	<b>\$ 14,239,758</b>	<b>60.25%</b>	<b>\$ 22,606,299</b>	<b>\$ 1,027,670</b>
<b>NET REVENUES LESS EXPENDITURES</b>	<b>\$ -</b>	<b>\$ (1,969,655)</b>	<b>\$ 1,601,994</b>		<b>\$ (953,036)</b>	
<b>To/(From) Fund Balance</b>						
					Overall Budget Variance	\$ 1,016,619

**CITY OF DURHAM, NORTH CAROLINA**

Exhibit 2

Solid Waste Disposal Operating Fund Revenues & Expenditures  
 Quarter Ending March 31, 2018

	<b>FY 2018 ADOPTED BUDGET</b>	<b>FY 2018 ADJUSTED BUDGET</b>	<b>ACTIVITY THROUGH MARCH 2018</b>	<b>PERCENT OF BUDGET TO DATE</b>	<b>PROJECTION THROUGH YEAR END</b>	<b>VARIANCE TO ADJUSTED BUDGET POSITIVE/ (NEGATIVE)</b>
<b>REVENUES</b>						
Operating Revenues	\$ 7,224,624	\$ 7,224,624	\$ 5,715,112	79.11%	\$ 7,610,680	\$ 386,056
Non-Operating Revenues						
Taxes	\$ 17,564,734	\$ 17,564,734	\$ 17,565,950	100.01%	\$ 17,564,950	\$ 216
Investment Income	30,000	30,000	30,818	102.73%	30,818	818
Miscellaneous	167,462	167,462	179,962	107.46%	215,472	48,010
Operating Transfers from Other Funds	127,695	127,695	127,695	100.00%	127,695	-
Total Non-Operating Revenues	\$ 17,889,891	\$ 17,889,891	\$ 17,904,424	410.20%	\$ 17,938,935	\$ 49,044
<b>TOTAL REVENUES</b>	<b>\$ 25,114,515</b>	<b>\$ 25,114,515</b>	<b>\$ 23,619,537</b>	<b>94.05%</b>	<b>\$ 25,549,615</b>	<b>\$ 435,100</b>
<b>EXPENDITURES</b>						
Personnel Services	\$ 7,325,105	\$ 7,325,105	\$ 5,888,761	80.39%	\$ 7,703,997	\$ (378,892)
Operating Expenditures	10,281,649	11,476,019	7,291,145	63.53%	10,864,609	611,410
Non-Departmental Administration	2,647,272	2,647,272	1,985,454	75.00%	2,647,272	-
Capital Outlay	280,695	344,503	210,055	60.97%	344,232	271
Debt Service Principal and Interest	4,248,931	4,248,931	1,581,282	37.22%	4,248,931	-
Operating Transfers to Other Funds	157,818	157,818	154,000	97.58%	157,818	-
<b>TOTAL EXPENDITURES</b>	<b>\$ 24,941,470</b>	<b>\$ 26,199,648</b>	<b>\$ 17,110,697</b>	<b>65.31%</b>	<b>\$ 25,966,859</b>	<b>\$ 232,789</b>
<b>NET REVENUES LESS EXPENDITURES</b>	<b>\$ 173,045</b>	<b>\$ (1,085,133)</b>	<b>\$ 6,508,839</b>		<b>\$ (417,244)</b>	
<b>To/(From) Fund Balance</b>						
					Overall Budget Variance	\$ 667,889

**CITY OF DURHAM, NORTH CAROLINA**

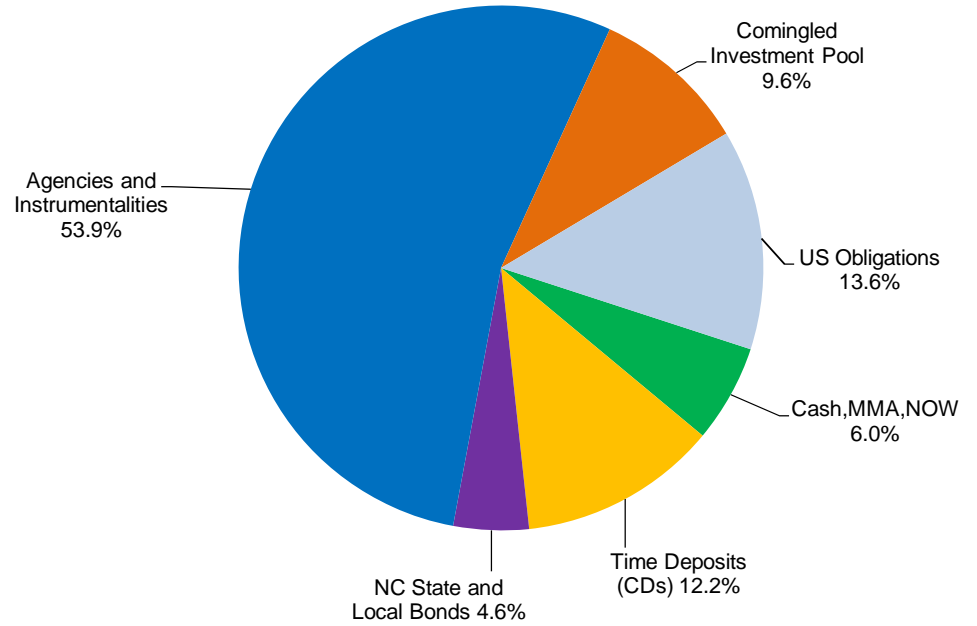
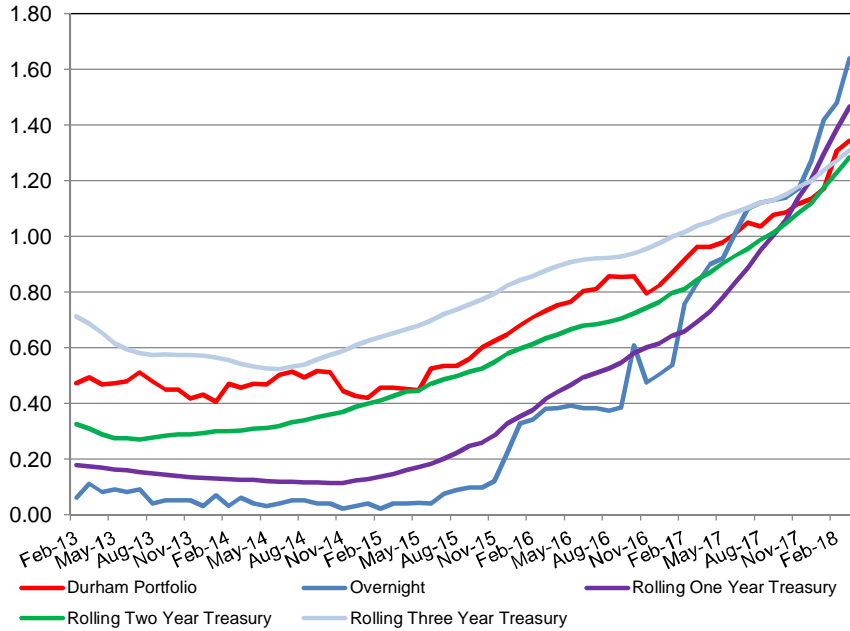
Exhibit 2

Performing Arts Center Fund Revenues & Expenditures

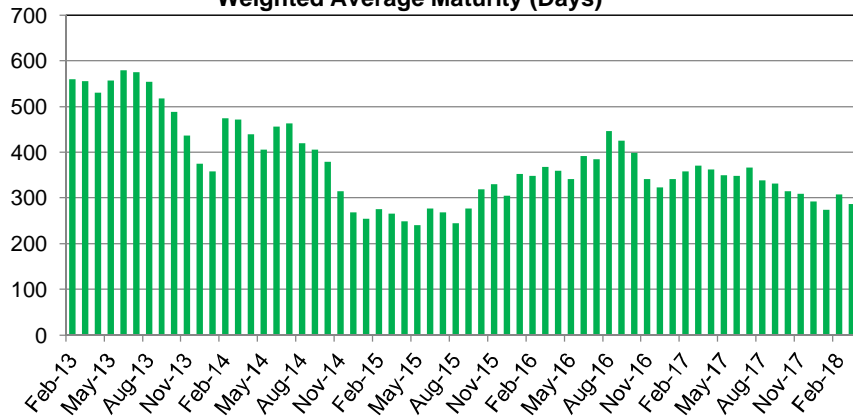
Quarter Ending March 31, 2018

	<b>FY 2018 ADOPTED BUDGET</b>	<b>FY 2018 ADJUSTED BUDGET</b>	<b>ACTIVITY THROUGH MARCH 2018</b>	<b>PERCENT OF BUDGET TO DATE</b>	<b>PROJECTION THROUGH YEAR END</b>	<b>VARIANCE TO ADJUSTED BUDGET POSITIVE/ (NEGATIVE)</b>
<b>REVENUES</b>						
Operating Revenues	\$ 1,459,057	\$ 1,459,057	\$ 15,491	1.06%	\$ 1,667,024	\$ 207,967
Non-Operating Revenues						
Taxes	\$ 1,400,000	\$ 1,400,000	\$ 866,272	61.88%	\$ 1,485,037	\$ 85,037
Naming rights	550,000	550,000	550,000	100.00%	550,000	-
Ticket facility fee	570,000	570,000	495,345	86.90%	615,000	45,000
Investment Income	27,382	27,382	27,792	101.50%	27,382	-
Total Non-Operating Revenues	\$ 2,547,382	\$ 2,547,382	\$ 1,939,409	76.13%	\$ 2,677,419	\$ 130,037
<b>TOTAL REVENUES</b>	<b>\$ 4,006,439</b>	<b>\$ 4,006,439</b>	<b>\$ 1,954,900</b>	<b>48.79%</b>	<b>\$ 4,344,443</b>	<b>\$ 338,004</b>
<b>EXPENDITURES</b>						
Operating Expenditures	\$ 2,808,678	\$ 817,120	\$ 433,888	53.10%	\$ 619,255	\$ 197,865
Capital Outlay	255,000	3,523,231	1,569,000	44.53%	2,731,835	791,396
Debt Service Principal and Interest	2,231,460	2,231,460	408,230	18.29%	2,231,460	-
<b>TOTAL EXPENDITURES</b>	<b>\$ 5,295,138</b>	<b>\$ 6,571,811</b>	<b>\$ 2,411,118</b>	<b>36.69%</b>	<b>\$ 5,582,550</b>	<b>\$ 989,261</b>
<b>NET REVENUES LESS EXPENDITURES</b>	<b>\$ (1,288,699)</b>	<b>\$ (2,565,372)</b>	<b>\$ (456,218)</b>		<b>\$ (1,238,107)</b>	
<b>To/(From) Fund Balance</b>						
					Overall Budget Variance	\$ 1,327,265

Portfolio Performance %



Weighted Average Maturity (Days)



Investment Parameters	Maximum %	Actual	% of Portfolio	Status
Cash, MMA, NOW		\$ 22,227,405	6.0%	
Time Deposits (CDs)	90%	45,000,000	12.2%	Pass
Bankers Acceptances	25%/5%	-	0.0%	Pass
US Obligations	90%	49,862,962	13.6%	Pass
Commercial Paper	25%/5%	-	0.0%	Pass
NC State and Local Bonds	75%	17,082,520	4.6%	Pass
Agencies and Instrumentalities	90%	198,202,141	53.9%	Pass
LGC Certified MMF	100%	-	0.0%	Pass
Comingled Investment Pool	100%	35,448,289	9.6%	Pass
Repurchase Agreements	25%	-	0.0%	Pass
Mortgage-backed Obligation	25%/10%	-	0.0%	Pass
Callable Securities	50%	-	0.0%	Pass
<b>Total</b>		<b>\$ 367,823,318</b>	<b>100%</b>	

**CITY OF DURHAM - PAYMENTS MADE FOR LIABILITY CLAIMS**

**Exhibit 4**

**Payments Made During Period 1/1/18 - 3/31/18**

<u>Incident Date</u>	<u>Claim Number</u>	<u>Claimant</u>	<u>Amount</u>
01/04/2018	0571-AL-18-0500156-002	Barnard, Jataisha	\$150.00
01/04/2018	0571-AL-18-0500156-003	Peaks, Vashawn	\$150.00
01/04/2018	0571-AL-18-0500156-004	Barnard, Sanyha	\$150.00
01/21/2018	0571-AL-18-0500163-001	Aiken, Gina	\$750.00
01/29/2018	0571-AL-18-0500168-001	Tavor, Annie	\$761.03
01/20/2018	0571-AL-18-0500170-001	Nelson, Peggy	\$214.00
02/06/2018	0571-AL-18-0500184-001	Watson, Gillian	\$2,037.31
03/05/2018	0571-AL-18-0500209-001	Davis, Vadora	\$1,050.00
06/04/2016	0571-AL-16-0500328-002	Deitch, Lynne	\$1,133.22
02/23/2017	0571-AL-17-0500165-001	Tapia Mendoza, Arely	\$2,624.25
03/07/2017	0571-AL-17-0500169-001	Anderson, Tiffany	\$587.60
06/22/2017	0571-AL-17-0500279-001	Morris, Lisa	\$2,357.06
09/09/2017	0571-AL-18-0500050-001	Morris, James	\$599.78
10/02/2017	0571-AL-18-0500066-001	Leak, Tamara	\$263.66
10/02/2017	0571-AL-18-0500066-002	Dadamo, Michael	\$4,291.57
10/14/2017	0571-AL-18-0500093-001	Johnson, Kenasha	\$500.00
11/14/2017	0571-AL-18-0500107-001	Perry, Christine	\$3,635.50
12/08/2017	0571-AL-18-0500125-001	Garrett, Miranda	\$2,629.94
12/12/2017	0571-AL-18-0500130-001	Barboza, Shaunte	\$130.00
01/04/2018	0571-AL-18-0500156-001	Kincy, Kisha	\$1,558.54

<b>Auto Liability Subtotal:</b>			<b>\$25,573.46</b>
<b><u>Incident Date</u></b>	<b><u>Claim Number</u></b>	<b><u>Claimant</u></b>	<b><u>Amount</u></b>
05/23/2011	0571-GL-11-0500688-001	Carbrera, Imer	\$803.75
09/21/2011	0571-GL-12-0500800-001	Washington, Frankie	\$6,629.54
07/29/2014	0571-GL-15-0500281-001	Forbes, Winslow	\$1,396.50
04/11/2015	0571-GL-15-0500487-001	Jones, Sandra	\$214.35
04/09/2016	0571-GL-16-0500278-001	Rodriguez, Wendy	\$2,737.50
11/02/2016	0571-GL-17-0500139-001	Lynch, John	\$200,000.00
03/07/2017	0571-GL-17-0500214-002	Duke, Energy	\$569.57
05/22/2017	0571-GL-17-0500264-001	Parrish, Kathy	\$1,100.00
11/21/1991	0571-GL-17-0500293-001	Howard, Darryl	\$8,888.73
02/10/2017	0571-GL-17-0500300-001	Parker, Jr., Gregory	\$4,133.50
06/08/2017	0571-GL-17-0500307-001	AT&T, Risk Manageme	\$305.04
11/13/2017	0571-GL-18-0500116-001	Stone, Bobby	\$2,900.00
11/26/2017	0571-GL-18-0500119-001	Brown, Michelle	\$489.65
12/06/2017	0571-GL-18-0500139-001	Perri, Lisacaitlin	\$1,000.00
12/06/2017	0571-GL-18-0500148-001	Miles, Ramone	\$748.40
09/17/2017	0571-GL-18-0500151-001	Howard, David	\$1,575.00
08/24/2017	0571-GL-18-0500157-001	AT T, Services, Inc	\$4,000.00
10/25/2017	0571-GL-18-0500159-001	AT T, Risk Mgmt	\$5,000.00
01/03/2018	0571-GL-18-0500161-001	Wilkerson, Edna	\$445.00
01/24/2018	0571-GL-18-0500169-001	James, Fuller	\$86.32
01/28/2018	0571-GL-18-0500182-001	Hill, Richard	\$1,215.77

01/23/2018	0571-GL-18-0500183-001	Madden, Cassandra	\$94.24
01/01/2018	0571-GL-18-0500185-001	Arshack, Susan	\$1,010.50
01/25/2018	0571-GL-18-0500186-001	Cates, Joceylyn	\$91.38
12/18/2017	0571-GL-18-0500188-001	James, Andra	\$810.28
02/09/2018	0571-GL-18-0500190-001	King, Dana	\$2,300.00
12/01/2017	0571-GL-18-0500202-001	Neal, Cynthia	\$450.00
01/18/2018	0571-GL-18-0500210-001	Kersey, Teresa	\$7,434.10
03/01/2018	0571-GL-18-0500215-001	Green, Anthony	\$1,701.98
09/30/2017	0571-GL-18-0500218-001	Hausmann, Monte	\$525.16
02/27/2018	0571-GL-18-0500219-001	Sydnor, Linda	\$500.00
11/27/1991	0571-GL-92-0500001-001	Womble, Willie	\$12,719.66

**General Liability Subtotal: \$271,875.92**

**Total Liability Payments: \$297,449.38**



1st Quarter	Type of Contract													Total
	Service	Prof. Serv	Living Wage	CMAR	Const.	Real Estate Sale/Purchase	Inter-Gov't	Other	Purchase	Amendment/Change Orders	Lease	Non-City Agency	Grant	
Budget							1	2					1	4
City Attorney														0
City Clerk														0
City Manager	1						2	1		2				6
Community Development	3				5		1	1		7			1	18
Economic Development	1							6		4				11
Emergency Communications								1						1
EOEA														0
Finance								1						1
Fire														0
Fleet														0
Gen Services	5	2			8			6		22				43
Human Resources	2							2						4
Inspections														0
Internal Audit														0
Neighborhood Improvement	3													3
Parks & Recreation	80									1				81
Planning														0
Police	6	1					1	4		2			1	15
Public Affairs	1													1
Public Works	1	3			4		1	29	2	5				45
Solid Waste														0
Tech Solutions	1									1				2
Transportation		3			1		3	17	1	1			2	28
Water Mgmt		3			2		1			12				18
<b>Total 1st Qtr</b>	<b>104</b>	<b>12</b>	<b>0</b>	<b>0</b>	<b>20</b>	<b>0</b>	<b>10</b>	<b>70</b>	<b>3</b>	<b>57</b>	<b>0</b>	<b>0</b>	<b>5</b>	<b>281</b>

Type of Contract

1st Quarter	Service	Prof. Serv	Living Wage	CMAR	Const.	Real Estate Sale/Purchase	Inter-Gov't	Other	Purchase	Amendment/Change Orders	Lease	Non-City Agency	Grant	Total
Budget	1	1												2
City Attorney														0
City Clerk														0
City Manager							1							1
Community Development		2						8		3				13
Economic Development	1							2		2			1	6
Emergency Communications	1						1			1				3
EOEA														0
Finance	1									1				2
Fire														0
Fleet							1							1
Gen Services	2	2			4			5	2	14				29
Human Resources	1							4						5
Inspections														0
Internal Audit														0
Neighborhood Improvement	3									3				6
Parks & Recreation	67									2				69
Planning														0
Police								1		3			9	13
Public Affairs														0
Public Works	1	2			3			19		5				30
Solid Waste								1		1				2
Tech Solutions	3							1						4
Transportation	1	6					3	19		1			1	31
Water Mgmt	1	12			2					5				20
<b>Total 2nd Qtr</b>	<b>83</b>	<b>25</b>	<b>0</b>	<b>0</b>	<b>9</b>	<b>0</b>	<b>6</b>	<b>60</b>	<b>2</b>	<b>41</b>	<b>0</b>	<b>0</b>	<b>11</b>	<b>237</b>

1st Quarter	Type of Contract													Total
	Service	Prof. Serv	Living Wage	CMAR	Const.	Real Estate Sale/Purchase	Inter-Gov't	Other	Purchase	Amendment/Change Orders	Lease	Non-City Agency	Grant	
Budget														0
City Attorney														0
City Clerk														0
City Manager								1					1	2
Community Development		1			3				1	2			1	8
Economic Development	2									1			1	4
Emergency Communications														0
EOEA														0
Finance	2													2
Fire														0
Fleet														0
Gen Services	1				1			1	2	12				17
Human Resources	5													5
Inspections														0
Internal Audit														0
Neighborhood Improvement	6													6
Parks & Recreation	77													77
Planning							1							1
Police	12	1						1		1			1	16
Public Affairs														0
Public Works	2	9			7		1	33		1				53
Solid Waste														0
Tech Solutions	1													1
Transportation		1					1	28						30
Water Mgmt	1	3			2			1		12				19
<b>Total 3rd Qtr</b>														241

**CITY OF DURHAM, NORTH CAROLINA**  
Impact Fees Revenues and Expenditures  
Quarter Ending March 31, 2018

Zone	6/30/2017 Account Balance	<b>FY2018</b>				
		3/31/2018 Account Balance	3/31/2018 Funds obligated to CIP Projects*	Q3 3/31/2018 Funds Available	Projected Revenue to 6/30/2018	Projected Funds Available 6/30/2018
<b>Streets</b>						
Zone 1	1,666	1,674	-	1,674	3	1,677
Zone 2	2,727,114	2,740,128	-	2,740,128	4,338	2,744,466
Zone 3	1,942,789	1,952,060	-	1,952,060	3,090	1,955,150
Zone 4	7,701,383	6,897,229	-	6,897,229	847,915	7,745,144
Zone 5	4,194,161	4,613,695	-	4,613,695	139,845	4,753,540
Zone 6	1,020,985	1,037,841	-	1,037,841	5,619	1,043,460
<b>Parks and Recreation</b>						
Zone 1	754,113	1,013,302	-	1,013,302	104,602	1,117,904
Zone 2	1,529,313	1,879,181	-	1,879,181	116,622	1,995,803
Zone 3	409,557	120,375	-	120,375	70,106	190,481
<b>Open Space</b>						
Zone 1	479,467	648,494	-	648,494	56,342	704,836
Zone 2	743,590	867,457	-	867,457	59,240	926,697
Zone 3	187,030	177,932	-	177,932	36,636	214,568
	21,691,168	21,949,368	-	21,949,368	1,444,358	23,393,726

\*Obligated Funds represent amounts allocated but not yet transferred to the projects.

**City of Durham, North Carolina  
Planned Debt Issuance as of March 31, 2018**

As part of the annual budget process, the City Council approved a number of projects in the 2018-2022 Capital Improvement Plan (CIP) and had previously approved other capital projects in the prior year's CIP. On April 25, 2018, the City issued Tax-Exempt Limited Obligation Bonds (LOBs) in the amount of \$98,000,000 to refinance the amount drawn from the PNC Installment Financing Contract (IFC) – Draw Program put in place April 2016, fund additional projects previously approved in the Capital Improvement Plan (CIP) and fund the City's approved rolling fleet acquisition plan.

**Reimbursement Resolutions**

At the August 2<sup>nd</sup>, 2010, City Council meeting, Council adopted a resolution delegating authority to approve individual Reimbursement Resolutions to the Finance Director. This delegation of authority included the requirement to report to Council on a quarterly basis about declarations of intent to reimburse itself. Pursuant to this requirement, during the current quarter of FY2017-18, the Finance Director did not adopt a reimbursement resolution.

**CITY OF DURHAM, NORTH CAROLINA**

Exhibit 8

Donations

For the Quarter Ending March 2018

Parks and Recreation Department

Jacquelin Allison	\$	50
Katherine Moss		20
Lamont Armstrong		50
		<hr/>
		120

Water into trees

		729
		<hr/>
<b>Total</b>	\$	<b>849</b>
		<hr/> <hr/>

**Capital Improvements Program - Projects Listing**  
**March 31, 2018 Quarterly Report**  
**FY 2018 -- Third Quarter**

Exhibit 9

<b>Culture &amp; Recreation</b>					
<b>Projects</b>	<b>Financial Summary</b>			<b>Project Status</b>	
<b>Project Title</b>	<b>Authorized Budget</b>	<b>Expenditures/Encumbrances</b>	<b>Available Balance</b>	<b>Latest Project Status Reports</b>	<b>Stoplight</b>
<b>Athletic Court Renovations-2018</b>	\$2,675,460.00	\$2,141,224.00	\$534,236.00	<p>(Apr/03/2018)  <b>Project Phase:</b> Construction/Installation  <b>Percent of Current Phase Complete:</b> 95%  <b>Major Activities This Period:</b>                      The tennis courts at Garrett Road Park are under construction. The project is substantially complete, with additional corrections to the line striping scheduled for April of 2018. The tennis courts at Morreene Road Park are in the planning and design phase with bidding anticipated in the spring of 2018.  <b>Expected Date of Substantial Completion:</b> (qtr/year) 3/2018  <b>Other Comments:</b>                      This project is comprised of multiple projects at various locations. Prior locations completed Rock Quarry (8 Tennis courts), Southern Boundaries (8 Tennis courts), Elmira (2 BB Courts); CR Woods (2 BB Courts) Elmira (8 Tennis Courts); Whippoorwill (8 Tennis Courts), East Durham (1 BB court), East End (2 BB courts), Lyon (2 BB courts), Forest Hills (4 Tennis courts) and Sherwood Park (2 basketball and 3 futsal courts).</p>	<b>Green</b>
<b>ATT Parking Lot at Scott King Road</b>	\$203,100.00	\$241,040.00	(\$37,940.00)	<p>(Apr/03/2018)  <b>Project Phase:</b> Bid  <b>Percent of Current Phase Complete:</b> 98%  <b>Major Activities This Period:</b>                      Hine Site Work has been awarded the lowest, responsive, responsible bidder. Hine Site Work is a Site Work Contractor that will perform construction for both the Birchwood Park and the American Tobacco Trail Parking lot. A notice to proceed is</p>	<b>Green</b>

**Capital Improvements Program - Projects Listing  
 March 31, 2018 Quarterly Report  
 FY 2018 -- Third Quarter**

Exhibit 9

				scheduled for April 11th and substantial completion on July 11, 2018. <b>Expected Date of Substantial Completion:</b> (qtr/year) 3/2018	
<b>Campus Hills Baseball Field Lighting Project</b>	\$250,000.00	\$0.00	\$250,000.00	(Apr/03/2018) <b>Project Phase:</b> Planning <b>Percent of Current Phase Complete:</b> 20% <b>Major Activities This Period:</b> Reviewing the project with DPR to confirm the scope of the project. Schedule, budget and programming logistics in coordination with DPR and the Campus Hill operations group are yet to be determined. <b>Expected Date of Substantial Completion:</b> (qtr/year) 4/2018	<b>Green</b>
<b>Campus Hills Recreation Center Roof Replacement</b>	\$250,000.00	\$249,977.00	\$23.00	(Mar/29/2018) <b>Project Phase:</b> Completed <b>Percent of Current Phase Complete:</b> 100% <b>Major Activities This Period:</b> The project is complete and closed out. <b>Expected Date of Substantial Completion:</b> (qtr/year) 3/2018	<b>Green</b> PROJECT IS COMPLETE.
<b>Crest St. Park (Baseball Field Lights)</b>	\$235,000.00	\$235,000.00	\$0.00	(Apr/04/2018) <b>Project Phase:</b> Construction/Installation <b>Percent of Current Phase Complete:</b> 75% <b>Major Activities This Period:</b> Lights have been installed. Field restoration in progress. Expected completion April/May 2018 <b>Expected Date of Substantial Completion:</b> (qtr/year) 4/2018	<b>Green</b>
<b>DPR Restroom Long Meadow Park</b>	\$250,000.00	\$53,781.00	\$196,219.00	(Apr/03/2018) <b>Project Phase:</b> Design <b>Percent of Current Phase Complete:</b> 90% <b>Major Activities This Period:</b> Drafts of the construction documents, cost estimates and bid manual are under review. The Site Plan and Floodplain Development Permit drawings have been approved by the planning department.	<b>Green</b>



**Capital Improvements Program - Projects Listing  
 March 31, 2018 Quarterly Report  
 FY 2018 -- Third Quarter**

Exhibit 9

				<b>Expected Date of Substantial Completion:</b> (qtr/year) 4/2018	
<b>Edgemont Park - Playground Equipment</b>	\$200,000.00	\$140,565.00	\$59,435.00	(May/01/2018) <b>Project Phase:</b> Construction/Installation <b>Percent of Current Phase Complete:</b> 97% <b>Major Activities This Period:</b> Finalized language for memorial benches for community. Benches ordered and will install in May. DPR will hold a dedication ceremony which will conclude the project. <b>Expected Date of Substantial Completion:</b> (qtr/year) 4/2018	<b>Green</b>
<b>Lyon Park Restroom Project</b>	\$600,494.00	\$568,362.00	\$32,132.00	(Apr/03/2018) <b>Project Phase:</b> Design <b>Percent of Current Phase Complete:</b> 0% <b>Major Activities This Period:</b> A qualification based selection process was used to select a design team for the work. The contract for design services is in the approval process and a design notice to proceed is anticipated early in the fourth quarter of 2018. This project has been funded for a renovation. <b>Expected Date of Substantial Completion:</b> (qtr/year) 1/2019	<b>Green</b>
<b>Public Art Fund</b>	\$75,000.00	\$23,641.00	\$51,359.00	(Apr/10/2018) <b>Project Phase:</b> Planning <b>Percent of Current Phase Complete:</b> 30% <b>Major Activities This Period:</b> The artist selection committee for the new Durham Police Headquarters art call selected two artist teams to complete the project. We are now working through contracting and community engagement on the project. The artist team for the new mixed-use Parking Garage was selected, and we are now working through contracting and community engagement on the project. The artist team for the Public Art at the Liberty Warehouse wall at Durham Central Park came to Durham for community	<b>Green</b>

**Capital Improvements Program - Projects Listing**  
**March 31, 2018 Quarterly Report**  
**FY 2018 -- Third Quarter**

Exhibit 9

				<p>engagement this quarter, and is now beginning fabrication of the artwork. The public art call for Black Wall Street Gardens was released in Q3, and an artist is expected to be selected in Q4. The Chapel Hill underpass art will likely occur in late 2018 due to the removal of two rail spans over the underpass by the NC Railroad Company.</p> <p><b>Expected Date of Substantial Completion:</b> (qtr/year) 4/2018</p>	
<b>R. Kelly Bryant Bridge Trail</b>	\$2,324,500.00	\$55,000.00	\$2,269,500.00	<p>(Apr/03/2018)  <b>Project Phase:</b> Planning  <b>Percent of Current Phase Complete:</b> 75%  <b>Major Activities This Period:</b>            Staff is in the process of working with NCDOT to combine the R. Kelly Bryant Bridge South Trail and the R. Kelly Bryant Bridge North Trail into one project to expedite project delivery and minimize total project costs. The Supplemental Municipal Agreement to add the north trail scope to the south trail project will be on the 4/5 City Council Work Session agenda. The Municipal Programs Office Technical Committee and Board as well as the NCDOT Board must also approve combining project funding. It's anticipated that all approvals will be in place for the General Services Department to advertise professional engineering services early summer 2018.  <b>Expected Date of Substantial Completion:</b> (qtr/year) 4/2018</p>	<b>Green</b>
<b>Third Fork Creek Trail - Phase II</b>	\$3,602,670.00	\$0.00	\$3,602,670.00	<p>(Apr/03/2018)  <b>Project Phase:</b> Other  <b>Percent of Current Phase Complete:</b> 50%  <b>Major Activities This Period:</b>            The Municipal Agreement between NCDOT and the City will be on the 4/5 City Council Work Session agenda. Once the agreement is executed, General Services will apply for NCDOT Funding Authorization and approval of the professional services advertisement for trail design. It is anticipated that the</p>	<b>Green</b>

**Capital Improvements Program - Projects Listing**  
**March 31, 2018 Quarterly Report**  
**FY 2018 -- Third Quarter**

Exhibit 9

				advertisement will be released in May 2018. <b>Expected Date of Substantial Completion:</b> (qtr/year) 4/2018	
<b>Twin Lakes Park Upgrades (Feasibility Study)</b>	\$625,000.00	\$625,241.00	(\$241.00)	(Apr/03/2018) <b>Project Phase:</b> Planning <b>Percent of Current Phase Complete:</b> 10% <b>Major Activities This Period:</b> The project team had a project kick off meeting to obtain a better understanding of scope and risk anticipated during the project. The meeting included results of the geotechnical study and the future process. In addition, the study will take into consideration the adjacent property developments. <b>Expected Date of Substantial Completion:</b> (qtr/year) 2/2019	<b>Green</b>
<b>West Ellerbee Creek Trail - Phase II</b>	\$2,898,949.00	\$2,849,965.00	\$48,984.00	(Apr/03/2018) <b>Project Phase:</b> Construction/Installation <b>Percent of Current Phase Complete:</b> 95% <b>Major Activities This Period:</b> The trail was opened to the public 2/18/2018. DPR hosted a well-attended Opening Celebration 3/22/2018. The construction contract will be accepted as final by FHWA, NCDOT, and the City once stormwater repair work on Boardwalks between North Pointe Dr. and Broad St are complete. Change Order negotiations are underway with the contractor. Of the \$1,081,600 in federal CMAQ and STBDGA grants, the City has received \$281,678 in reimbursements to date. Additional reimbursement requests will be made by the end of FY18. <b>Expected Date of Substantial Completion:</b> (qtr/year) 4/2018	<b>Green</b>
<b>Total for Culture &amp; Recreation</b>	<b>\$14,190,173.00</b>	<b>\$7,183,796.00</b>	<b>\$7,006,377.00</b>		

**Capital Improvements Program - Projects Listing**  
**March 31, 2018 Quarterly Report**  
**FY 2018 -- Third Quarter**

Exhibit 9

<b>Downtown Revitalization</b>					
<b>Projects</b>	<b>Financial Summary</b>			<b>Project Status</b>	
<b>Project Title</b>	<b>Authorized Budget</b>	<b>Expenditures / Encumbrances</b>	<b>Available Balance</b>	<b>Latest Project Status Reports</b>	<b>Stoplight</b>
<b>Brick Paver Repairs</b>	\$250,000.00	\$0.00	\$250,000.00	(Apr/02/2018) <b>Project Phase:</b> Construction/Installation <b>Percent of Current Phase Complete:</b> 75% <b>Major Activities This Period:</b> Construction will begin in January, 2018 for contract ST-266. The projects purpose is to repair brick paver locations in the Downtown area. <b>Expected Date of Substantial Completion:</b> (qtr/year) 2/2018 <b>Other Comments:</b> This project will repair brick paver sidewalk in various locations in the Downtown area.	<b>Green</b>
<b>Total for Downtown Revitalization</b>	<b>\$250,000.00</b>	<b>\$0.00</b>	<b>\$250,000.00</b>		
<b>General Services</b>					
<b>Projects</b>	<b>Financial Summary</b>			<b>Project Status</b>	
<b>Project Title</b>	<b>Authorized Budget</b>	<b>Expenditures/ Encumbrances</b>	<b>Available Balance</b>	<b>Latest Project Status Reports</b>	<b>Stoplight</b>
<b>Cemeteries Upgrade</b>	\$2,746,451.00	\$2,703,642.00	\$42,809.00	(Apr/04/2018) <b>Project Phase:</b> Construction/Installation <b>Percent of Current Phase Complete:</b> 80% <b>Major Activities This Period:</b> Project Phase: Construction/Installation Percent of Current Phase Complete: 80% Major Activities This Period: The Beechwood Cemetery improvements are complete and Maplewood Cemetery improvements	<b>Green</b>

**Capital Improvements Program - Projects Listing**  
**March 31, 2018 Quarterly Report**  
**FY 2018 -- Third Quarter**

Exhibit 9

				are underway. The existing Maplewood office refresh is complete. Construction of new Maintenance Buildings is about 90% complete. Construction of new detention pond is about 60% complete. Masonry entry gates are complete. The project is on schedule for completion in April 2018. Expected Date of Current Phase Completion: (qtr/year) 4/2018 Other Comments: <b>Expected Date of Substantial Completion:</b> (qtr/year) 4/2018	
<b>City-Wide Security Upgrades</b>	\$1,170,270.00	\$934,975.00	\$235,295.00	(Mar/27/2018) <b>Project Phase:</b> Construction/Installation <b>Percent of Current Phase Complete:</b> 90% <b>Major Activities This Period:</b> Brady Integrated Security has installed security equipment at 16 of the 17 sites included in Phase 1. Eiert & Associates has finished design work for City Hall phase of security upgrades with Phase 2 bids due 4/2. <b>Expected Date of Substantial Completion:</b> (qtr/year) 4/2018	<b>Green</b>
<b>Energy Management</b>	\$1,747,490.00	\$1,378,543.00	\$368,947.00	(Mar/29/2018) <b>Project Phase:</b> Planning <b>Percent of Current Phase Complete:</b> 95% <b>Major Activities This Period:</b> 1. City Hall- Negotiations with a Design-Builder for the City Hall and Annex HVAC, LED lighting, and 3rd floor interior renovations has been completed and the contract will be submitted to City Council. The Retro-Commissioning report was received and is used as a plan for the HVAC work. 2. LED Upgrades - Duke Energy subcontractor has completed installation of new LED lights at Chapel Hill Street Parking Deck and Weaver St. Rec Center. <b>Expected Date of Substantial Completion:</b> (qtr/year) 4/2018	<b>Green</b>

**Capital Improvements Program - Projects Listing**  
**March 31, 2018 Quarterly Report**  
**FY 2018 -- Third Quarter**

Exhibit 9

<b>Facilities and Operations Staff Fall Protection</b>	\$124,000.00	\$118,460.00	\$5,540.00	(Mar/29/2018) <b>Project Phase:</b> Construction/Installation <b>Percent of Current Phase Complete:</b> 100% <b>Major Activities This Period:</b> The awarded contractor completed the installation of a fall protection system at Edison Johnson Recreation Center and Fleet Management. City staff was trained 3/29/18. <b>Expected Date of Substantial Completion:</b> (qtr/year) 3/2018	<b>Green</b>
<b>General Fund Fleet Vehicles</b>	\$7,277,072.00	\$4,575,971.00	\$2,701,101.00	(Apr/10/2018) <b>Project Phase:</b> Other <b>Percent of Current Phase Complete:</b> 95% <b>Major Activities This Period:</b> The remaining items to be purchased will be ordered in the 4th quarter. <b>Expected Date of Substantial Completion:</b> (qtr/year) 4/2018	<b>Green</b>
<b>New Sign &amp; Signal Shop</b>	\$4,954,662.00	\$4,801,823.00	\$152,839.00	(Apr/03/2018) <b>Project Phase:</b> Construction/Installation <b>Percent of Current Phase Complete:</b> 70% <b>Major Activities This Period:</b> Interior improvements continue to progress on schedule with the following: Carpentry, painting, flooring, lighting and plumbing fixtures. Subcontractors are ongoing with HVAC, Plumbing and Electrical. Upcoming items include: subsurface utilities, grading, concrete, paving, flooring and finishing. <b>Expected Date of Substantial Completion:</b> (qtr/year) 4/2018	<b>Green</b>
<b>Total for General Services</b>	<b>\$18,019,945.00</b>	<b>\$14,513,414.00</b>	<b>\$3,506,531.00</b>		

**Other Enterprise Funds**

Projects	Financial Summary			Project Status	
Project Title	Authorized Budget	Expenditures/ Encumbrance	Available Balance	Latest Project Status Reports	Stoplight

**Capital Improvements Program - Projects Listing**  
**March 31, 2018 Quarterly Report**  
**FY 2018 -- Third Quarter**

Exhibit 9

		<b>s</b>			
<b>Downtown Parking Garage (NEW)</b>	\$23,095,288.00	\$23,112,227.00	(\$16,939.00)	(Apr/02/2018) <b>Project Phase:</b> Construction/Installation <b>Percent of Current Phase Complete:</b> 40% <b>Major Activities This Period:</b> Site work began 10/17 and activity to date: Demolition/Grading Surcharge of soils Utilities- Sewer/Storm Pilings Pile caps Forming of columns, walls and foundations-concrete pours Second level shoring for ramp pour Project completion garage- January 2019 Project completion Transportation Office-February 2019 <b>Expected Date of Substantial            Completion:</b> (qtr/year) 3/2019	<b>Green</b>
<b>Parking Garages - Elevator Modernizations</b>	\$1,891,000.00	\$1,886,924.00	\$4,076.00	(Apr/02/2018) <b>Project Phase:</b> Construction/Installation <b>Percent of Current Phase Complete:</b> 99% <b>Major Activities This Period:</b> All seven of the Elevators in the Project are complete. The final two elevators serving the Corcoran Street Parking Garage are schedule to receive their Final DOL Inspection on 4/3/18. Should this inspection be completed without issue, the elevators will be placed into service 4/4/18. Only final close-out activities will remain. Anticipated Project Completion 4/30/18 <b>Expected Date of Substantial            Completion:</b> (qtr/year) 4/2018	<b>Green</b>
<b>Parking Security Upgrades/Enhancements</b>	\$500,000.00	\$0.00	\$500,000.00	(Apr/11/2018) <b>Project Phase:</b> Other <b>Percent of Current Phase Complete:</b> 80% <b>Major Activities This Period:</b> The selected camera system now integrates with the City's security platform. Contract will be presented for Council approval at the May 24th City Council Work Session for City Council approval on June 4th. <b>Expected Date of Substantial            Completion:</b> (qtr/year) unknown	<b>Green</b>

**Capital Improvements Program - Projects Listing**  
**March 31, 2018 Quarterly Report**  
**FY 2018 -- Third Quarter**

Exhibit 9

<b>Transit Fleet Vehicles</b>	\$4,650,000.00	\$2,846,299.00	\$1,803,701.00	(Apr/09/2018) <b>Project Phase:</b> Completed <b>Percent of Current Phase Complete:</b> 100% <b>Major Activities This Period:</b> All buses and vans have been delivered and paid for. Consequently, the subsequent funding has been received from GoTriangle. <b>Expected Date of Substantial Completion:</b> (qtr/year) 3/2018	<b>Green</b>
<b>Total for Other Enterprise Funds</b>	<b>\$30,136,288.00</b>	<b>\$27,845,450.00</b>	<b>\$2,290,838.00</b>		
<b>Public Protection</b>					
<b>Projects</b>	<b>Financial Summary</b>			<b>Project Status</b>	
<b>Project Title</b>	<b>Authorized Budget</b>	<b>Expenditures/Encumbrances</b>	<b>Available Balance</b>	<b>Latest Project Status Reports</b>	<b>Stoplight</b>
<b>DPD Firing Range Restroom Facility</b>	\$258,581.00	\$0.00	\$258,581.00	(Apr/02/2018) <b>Project Phase:</b> Design <b>Percent of Current Phase Complete:</b> 20% <b>Major Activities This Period:</b> Design proposals from civil and MEP engineers are under review, as is a draft schematic design. General Services is self-performing the architectural / structural design and construction documents in-house. Application for well and septic has been submitted to the County, and the well should be located by end of April. <b>Expected Date of Substantial Completion:</b> (qtr/year) 1/2019	<b>Green</b>
<b>Fire Station #1 Upgrade</b>	\$553,523.00	\$407,619.00	\$145,904.00	(Apr/02/2018) <b>Project Phase:</b> Design <b>Percent of Current Phase Complete:</b> 75% <b>Major Activities This Period:</b> All work associated with the main project was Substantially Complete on September 12, 2017, and the City is now completing previously identified improvements in the facility using remaining CIP	<b>Green</b>



**Capital Improvements Program - Projects Listing**  
**March 31, 2018 Quarterly Report**  
**FY 2018 -- Third Quarter**

Exhibit 9

				<p>funding. Additional kitchen cabinets to be installed in mid-April. Repairs to exterior concrete steps to be made in mid-April. Furniture for conference room to be delivered in April. Quote for repairs to overhead doors is expected week of 4/2. Quotes for interior paint and lay in ceilings to be requested week of 4/2. Replacement of exterior lights and window repairs to be made as funds allow.</p> <p><b>Expected Date of Substantial Completion:</b> (qtr/year) 4/2018</p>	
<b>Fire Station #17</b>	\$6,466,339.00	\$6,055,599.00	\$410,740.00	<p>(Apr/02/2018)</p> <p><b>Project Phase:</b> Construction/Installation  <b>Percent of Current Phase Complete:</b> 60%  <b>Major Activities This Period:</b>  The Building is well into construction and weathered-in with a completed exterior, roof, doors and windows. The interior is moving along well with walls being painted and electrical, mechanical and plumbing installed. Both domestic and fire water utilities have been installed.</p> <p><b>Expected Date of Substantial Completion:</b> (qtr/year) 4/2018</p> <p><b>Other Comments:</b>  Rainy weather since December 2017 has affected all aspects of the Project. The Contractor has been working to meet the original schedule, but delays beyond their control have pushed completion to May 15, 2018.</p>	<b>Green</b>
<b>Fire Station #18</b>	\$1,000,000.00	\$743,332.00	\$256,668.00	<p>(Apr/10/2018)</p> <p><b>Project Phase:</b> Land/ROW Acquisition  <b>Percent of Current Phase Complete:</b> 100%  <b>Major Activities This Period:</b>  Following the completion of the land purchase, the application for a change in zoning was submitted in March 2018 and is pending approval by the Planning Commission and City Council.</p> <p><b>Expected Date of Substantial Completion:</b> (qtr/year) 4/2018</p>	<b>Green</b>

**Capital Improvements Program - Projects Listing**  
**March 31, 2018 Quarterly Report**  
**FY 2018 -- Third Quarter**

Exhibit 9

<b>Police HQ Replacement &amp; Annex</b>	\$71,909,000.00	\$67,447,457.00	\$4,461,543.00	<p>(Apr/02/2018)  <b>Project Phase:</b> Construction/Installation  <b>Percent of Current Phase Complete:</b> 75%  <b>Major Activities This Period:</b>            1. On the exterior, the mason is finishing up the brick on the project, the glass contractor is complete with all windows except for at the triangular corner of Main and Hood Streets, Curb and gutter is nearing completion, other site work is ongoing including sidewalks, and the landscaping subcontractor has mobilized and is installing critical root zones for the street trees. 2. On the inside of the Headquarters building, lobby curtain wall is complete and glass is installed, drywall is nearing completion, ceramic tile is underway, ceiling installation has begun, chillers are being piped and flushing of systems is underway. 3. The Parking Deck building is substantially complete with the exception of painting, fire alarm testing, striping and signage, and installation of the elevator.  <b>Expected Date of Substantial Completion:</b> (qtr/year) 1/2019</p>	<b>Green</b>
<b>Public Safety Radio Replacement</b>	\$4,000,000.00	\$3,999,979.00	\$21.00	<p>(Jan/23/2018)  <b>Project Phase:</b> Completed  <b>Percent of Current Phase Complete:</b> 100%  <b>Major Activities This Period:</b>            This is a multiyear project (phase 1-FY17, phase 2-FY18, phase 3-FY19). Phase 2-FY18 purchase has been executed and we have received all of the equipment. This completes Phase 2-FY18. Will initiate Phase 3 in 1st qtr of FY19.  <b>Expected Date of Substantial Completion:</b> (qtr/year) 1/2018</p>	<b>Green</b>
<b>Total for Public Protection</b>	<b>\$84,187,443.00</b>	<b>\$78,653,986.00</b>	<b>\$5,533,457.00</b>		

**Capital Improvements Program - Projects Listing**  
**March 31, 2018 Quarterly Report**  
**FY 2018 -- Third Quarter**

Exhibit 9

<b>Solid Waste</b>					
<b>Projects</b>	<b>Financial Summary</b>			<b>Project Status</b>	
<b>Project Title</b>	<b>Authorized Budget</b>	<b>Expenditures / Encumbrances</b>	<b>Available Balance</b>	<b>Latest Project Status Reports</b>	<b>Stoplight</b>
<b>Solid Waste Annex and Truck Wash Feasibility Study</b>	\$2,775,000.00	\$405,866.00	\$2,369,134.00	(Mar/29/2018) <b>Project Phase:</b> Planning <b>Percent of Current Phase Complete:</b> 100% <b>Major Activities This Period:</b> The feasibility study and concept design for this project are complete. The design and construction phases of the project are tracked elsewhere as part of the "Solid Waste Annex and Truck Wash Project". <b>Expected Date of Substantial Completion:</b> (qtr/year) 2/2017	<b>Green</b>
<b>Solid Waste Customer Convenience Ctr. Improvements</b>	\$154,000.00	\$0.00	\$154,000.00	(Mar/29/2018) <b>Project Phase:</b> Planning <b>Percent of Current Phase Complete:</b> 92% <b>Major Activities This Period:</b> A design contract is in review and negotiation phase for this project which will improve the break-room for the employees at the Customer Convenience Center and Household Hazardous Waste Drop-off Site. Additionally, a new emergency eye-wash/shower will be added. <b>Expected Date of Substantial Completion:</b> (qtr/year) 4/2018	<b>Green</b>
<b>Solid Waste Fleet Vehicles</b>	\$5,431,543.00	\$2,217,783.00	\$3,213,760.00	(Apr/10/2018) <b>Project Phase:</b> Other <b>Percent of Current Phase Complete:</b> 100% <b>Major Activities This Period:</b> All planned orders for vehicles and equipment have been placed. <b>Expected Date of Substantial Completion:</b> (qtr/year) 4/2018	<b>Green</b>
<b>Total for Solid Waste</b>	<b>\$8,360,543.00</b>	<b>\$2,623,649.00</b>	<b>\$5,736,894.00</b>		

**Capital Improvements Program - Projects Listing**  
**March 31, 2018 Quarterly Report**  
**FY 2018 -- Third Quarter**

Exhibit 9

<b>Stormwater</b>					
<b>Projects</b>	<b>Financial Summary</b>			<b>Project Status</b>	
<b>Project Title</b>	<b>Authorized Budget</b>	<b>Expenditures/ Encumbrances</b>	<b>Available Balance</b>	<b>Latest Project Status Reports</b>	<b>Stoplight</b>
<b>Drainage Repair of City Owned Properties</b>	\$3,119,764.00	\$3,030,809.00	\$88,955.00	<p>(Apr/12/2018)  <b>Project Phase:</b> Other  <b>Percent of Current Phase Complete:</b> 60%  <b>Major Activities This Period:</b>                      Professional Services Contract SD-2013-03 Third Fork Creek Stream Restoration - Project Manager – Dana Hornkohl - This professional services contract includes the design, permitting, construction documents, and construction management for a stream restoration of Third Fork Creek south of Martin Luther King Junior Parkway. The project seeks to more permanently stabilize this reach of the stream to protect water quality and City infrastructure including a trail and sanitary sewer trunk lines. The construction contract, SD-2016-03 (see below), was substantially complete in September 2017. Long and short versions of a project construction video were completed in February 2018. A Letter of Map Revision (LOMR) and a finalized Floodplain Development Permit were submitted to the City and approved in March 2018. The LOMR will now be forwarded to the North Carolina State Floodplain Mapping Program for review and may take up to six months to review. The only outstanding work remaining is monitoring the construction site through the warranty period. All work should be completed by October 2018. Construction Contract SD-2016-03 Third Fork Creek Stream Restoration - Project Manager – Dana Hornkohl - This construction contract is the result of the design prepared in contract SD-2013-03 (see above). A Notice to</p>	<b>Green</b>

**Capital Improvements Program - Projects Listing**  
**March 31, 2018 Quarterly Report**  
**FY 2018 -- Third Quarter**

Exhibit 9

			<p>Proceed was issued in March 2017 and work was substantially complete as of September 2017. Woody vegetation was planted throughout the site in January 2018. The final post-frost planting will occur in April 2018. All work should be completed by May 2018. Professional Services Contract SD-2017-02 Stormwater Infrastructure Inventory and Assessment for Parks, Trails, and Cemeteries – Project Manager – Dana Hornkohl – This professional services contract seeks to generate an inventory and assessment for stormwater infrastructure within all City parks, trails, and cemeteries. Field work began in January 2018 and will be mostly complete as of April 2018. Desktop and field work related to proposed Stormwater Control Measures continues along with video inspection of identified problem areas and surveying of identified drainage structures. The project is anticipated to be completed by July 2018. Services Contract SD-2017-03 Municipal Separate Storm Sewer System (MS4) Inspections - Project Manager – Greg Smith - This contract involves the video inspection and evaluation of portions of the City's storm sewer system for condition, verification, and illicit discharge detection. Work at four sites on City owned property has been completed. Four additional sites have been identified for the upcoming quarter. This contract will remain active until April 2019. Construction Contract SD-2017-04 Stormwater Infrastructure Improvements – Project Manager – Yi Wang – This construction project includes three sites, two of which are located on City owned property. A notice of final completion for one site was issued in March 2018. The second project will be completed in April 2018. Construction Contract SD-2018-03 Trenchless Pipe Repairs – Project Manager – Dana Hornkohl – This construction project utilizes cured-in-place pipe (CIPP) to repair compromised storm drainage pipe without excavation. A total of five sites will be</p>	
--	--	--	---	--

**Capital Improvements Program - Projects Listing**  
**March 31, 2018 Quarterly Report**  
**FY 2018 -- Third Quarter**

Exhibit 9

				<p>addressed; three sites are located on City owned property. The project will be advertised on April 13, 2018. Construction Contract SD-2018-09 Drainage Structure Access and Stabilization – Project Manager – Dana Hornkohl – This construction project will modify existing drainage structures to provide access and stabilize existing drainage structures that are compromised. A total of twelve sites will be addressed; ten sites are located on City owned property. The project will be advertised on April 13, 2018.</p> <p><b>Expected Date of Substantial Completion:</b> (qtr/year) 4/2019  <b>Other Comments:</b>  None.</p>	
<b>Floodplain Management</b>	\$771,000.00	\$165,526.00	\$605,474.00	<p>(Apr/12/2018)  <b>Project Phase:</b> Other  <b>Percent of Current Phase Complete:</b> 20%  <b>Major Activities This Period:</b>  Floodplain Mapping Modification – Project Manager – Graham Summerson – This project is a cooperative effort between the North Carolina State Floodplain Mapping Program and the City of Durham to update the National Flood Insurance Program (NFIP) Flood Insurance Rate Maps (FIRMs) for the City of Durham. The State is managing a consulting contract that is in the map release phase. The State and their consultant presented preliminary revised maps to the City in March 2015. A public meeting to answer questions about the revised maps was held in July 2016. The appeals process concluded in October 2016. A Letter of Final Determination is expected from the Federal Emergency Management Agency (FEMA) on April 19, 2018 and the maps should be adopted by the City approximately six months later in 2018. Unified Hazard Mitigation Assistance Grant Program – Project Managers – Graham Summerson and Dana Hornkohl – Stormwater &amp; GIS Services Division staff participates on the Hazard Mitigation</p>	<b>Green</b>

**Capital Improvements Program - Projects Listing**  
**March 31, 2018 Quarterly Report**  
**FY 2018 -- Third Quarter**

Exhibit 9

				<p>Planning Committee along with other City and County stakeholders. This committee is coordinated by Durham County Emergency Management. The mitigation plan includes a listing of properties that suffer from repetitive flood loss. The City applies to the Unified Hazard Mitigation Assistance Grant Program (HMGP) administered by the State on an annual basis and when the State presents non-routine grant opportunities (post disaster declarations, etc.). Eligible properties may receive grants for property acquisition and conversion to open space or elevation of structures above the floodplain. The Federal Government typically contributes 75% of the cost of the effort and the State contributes the remaining 25% of the cost. The City has entered into two grant agreements for the elevation of one property (HMGP 4167-0009-R, 05/01/2017) and the acquisition of five properties (HMGP 4167-0014-R, 01/10/2018). The City expects to sign a supplemental grant agreement for five additional property acquisitions in May 2018. The City advertised a Request for Proposals for project management services to manage all HMGP projects on February 5, 2018. The City is currently negotiating the scope and fee with the selected firm. A Notice to Proceed is anticipated in May 2018. Staff continues to participate in the development of the annual hazard mitigation plan update.</p> <p><b>Expected Date of Substantial Completion:</b> (qtr/year) 4/2019</p> <p><b>Other Comments:</b> None.</p>	
<b>Private Property Drainage Projects</b>	\$4,132,670.00	\$2,562,670.00	\$1,570,000.00	<p>(Apr/12/2018)</p> <p><b>Project Phase:</b> Other</p> <p><b>Percent of Current Phase Complete:</b> 25%</p> <p><b>Major Activities This Period:</b> Construction Contract SD-2012-02 University Drive Culvert – Project Manager – Dana Hornkohl – This project involves providing assistance to a commercial</p>	<b>Green</b>

**Capital Improvements Program - Projects Listing**  
**March 31, 2018 Quarterly Report**  
**FY 2018 -- Third Quarter**

Exhibit 9

				<p>property owner with a culvert system in poor condition. The North Carolina Department of Transportation (NCDOT) has evaluated the condition of their existing culvert immediately downstream and made the decision to replace the system. NCDOT has engaged a consultant to design the utility relocations for the replacement culvert which is on an expedited schedule. NCDOT has held several meetings to discuss the schedule for the expedited project primarily focused on rerouting existing water and sanitary sewer infrastructure in advance of the culvert replacement. Services Contract SD-2017-03 Municipal Separate Storm Sewer System (MS4) Inspections – Project Manager – Yi Wang – This contract involves the video inspection and evaluation of portions of the City's storm sewer system for condition, verification, and illicit discharge detection. Work at four sites on private property has been completed. One additional site has been identified for the upcoming quarter. This contract will remain active until April 2019. Professional Services Contracts SD-2018-06, SD-2018-07, and SD-2018-08 Private Drainage Assistance Projects – Project Managers – Dana Hornkohl, Greg Smith, and Yi Wang – These are three professional services contracts for the design, permitting and developing of construction documents for sixteen identified Private Drainage Assistance Program (PDAP) projects. Submittals were received on January 22, 2018. Selections were made in February 2018. An agenda item seeking authorization to execute the contracts will go before City Council on May 7, 2018. Notices to Proceed are anticipated to be issued in June 2018.</p> <p><b>Expected Date of Substantial Completion:</b> (qtr/year) 4/2019</p> <p><b>Other Comments:</b> None.</p>	
--	--	--	--	--	--



**Capital Improvements Program - Projects Listing**  
**March 31, 2018 Quarterly Report**  
**FY 2018 -- Third Quarter**

Exhibit 9

<b>Stormwater Fleet Vehicles</b>	\$714,816.00	\$409,312.00	\$305,504.00	(Apr/10/2018) <b>Project Phase:</b> Other <b>Percent of Current Phase Complete:</b> 100% <b>Major Activities This Period:</b> All planned orders for vehicles and equipment have placed. <b>Expected Date of Substantial Completion:</b> (qtr/year) 4/2018	<b>Green</b>
<b>Stormwater Infrastructure &amp; BMP Improvements</b>	\$9,335,700.00	\$7,525,510.00	\$1,810,190.00	(Apr/12/2018) <b>Project Phase:</b> Other <b>Percent of Current Phase Complete:</b> 35% <b>Major Activities This Period:</b> Professional Services Contract SD-2017-01 On-Call Stormwater Professional Services – Project Manager – Dana Hornkohl – This professional services program provides on-call design and related work for stormwater infrastructure and stormwater quality projects. This program will last for three years with an option to extend the program for an additional year. At this time two Supplemental Services Agreements (SSAs) are being negotiated. The initial SSA is for the design of a pilot pervious paving street project; the second SSA is for site selection and investigation services for a proposed algal flow-way project. Services Contract SD-2017-03 Municipal Separate Storm Sewer System (MS4) Inspections - Project Manager – Yi Wang - This contract involves the video inspection and evaluation of portions of the City's storm sewer system for condition, verification, and illicit discharge detection. Work at one site within City maintained rights-of-way has been completed. Two additional sites have been identified for the upcoming quarter. This contract will remain active until April 2019. Construction Contract SD-2017-04 Stormwater Infrastructure Improvements – Project Manager – Yi Wang – This construction project includes three sites, one of which is within City maintained rights-of-way. A notice of final completion for this site was issued in March 2018. Professional Services Contract SD-	<b>Green</b>

**Capital Improvements Program - Projects Listing**  
**March 31, 2018 Quarterly Report**  
**FY 2018 -- Third Quarter**

Exhibit 9

			<p>2017-01 &amp; SD-2017-02 Odyssey Drive and Alpine Road Culvert Replacements - Project Managers – Dana Hornkohl and Greg Smith – These are professional services contracts for the design, permitting and developing of construction documents for the replacement to two existing stormwater culverts along Odyssey Drive and Alpine Road. Notices to Proceed were issued for both projects as of January 2018. Survey information has been gathered and alternative design recommendations have been presented. Design alternatives are being evaluated by staff for the Odyssey Drive Project. A design alternative has been chosen and design is underway for the Alpine Road project. Construction drawings and permitting should be complete as of July 2018. Construction Contract SD-2018-03</p> <p>Trenchless Pipe Repairs – Project Manager – Dana Hornkohl – This construction project utilizes cured-in-place pipe (CIPP) to repair compromised storm drainage pipe without excavation. A total of five sites will be addressed; two sites are located in City maintained rights-of-way. The project will be advertised on April 13, 2018. Construction Contract SD-2018-04</p> <p>Stormwater Infrastructure Improvements – Project Manager – Greg Smith – This construction project includes three sites within City maintained rights-of-way. A Notice to Proceed was issued on March 19, 2018. Work is anticipated to be complete as of July 2018. Construction Contract SD-2018-09</p> <p>Drainage Structure Access and Stabilization – Project Manager – Dana Hornkohl – This construction project will modify existing drainage structures to provide access and stabilize existing drainage structures that are compromised. A total of twelve sites will be addressed; two sites are located in City maintained rights-of-way. The project will be advertised on April 13, 2018.</p> <p><b>Expected Date of Substantial Completion:</b> (qtr/year) 3/2020</p>	
--	--	--	---	--

**Capital Improvements Program - Projects Listing**  
**March 31, 2018 Quarterly Report**  
**FY 2018 -- Third Quarter**

Exhibit 9

				<b>Other Comments:</b> None.	
<b>Stormwater Retrofitting</b>	\$5,873,000.00	\$4,502,962.00	\$1,370,038.00	(Apr/05/2018) <b>Project Phase:</b> Other <b>Percent of Current Phase Complete:</b> 35% <b>Major Activities This Period:</b> South Ellerbe Wetland and Stream Restoration Design Services 27% complete. Work on the design concept plan has been completed for the next public information session, April 2, 2018. Demolition of the building on the site will begin in April. Small Scale Residential Stormwater Control Retrofits in Durham 80% complete. Construction of 8 rain gardens and 14 cisterns began March 8 and is nearing completion. Planting of rain gardens expected to occur within the contract time period. The Public Outreach and Site Evaluation Technical Memo has been finalized and delivered to the City. A draft memo of the nutrient reduction analysis was reviewed by the City and will be completed after construction of all devices. A draft of the technical memo documenting development of inspection forms and summarizing 2 years of monitoring results is under review by the City. <b>Expected Date of Substantial Completion:</b> (qtr/year) 3/2020	<b>Green</b>
<b>Watershed Planning &amp; Implementation</b>	\$7,894,774.00	\$7,348,059.00	\$546,715.00	(Apr/05/2018) <b>Project Phase:</b> Other <b>Percent of Current Phase Complete:</b> 72% <b>Major Activities This Period:</b> Eno River Watershed Plan Project (72% complete). Water quality scenarios are being evaluated. Watershed assessment report is final. Critical Area Protection Plan is final. The proper disposal of paint video and Spanish language radio spot is being finalized. <b>Expected Date of Substantial Completion:</b> (qtr/year) 4/2018	<b>Green</b>
<b>Total for Stormwater</b>	<b>\$31,841,724.00</b>	<b>\$25,544,858.00</b>	<b>\$6,296,876.00</b>		

**Capital Improvements Program - Projects Listing**  
**March 31, 2018 Quarterly Report**  
**FY 2018 -- Third Quarter**

Exhibit 9

<b>Technology</b>					
<b>Projects</b>	<b>Financial Summary</b>			<b>Project Status</b>	
<b>Project Title</b>	<b>Authorized Budget</b>	<b>Expenditure s/ Encumbrances</b>	<b>Available Balance</b>	<b>Latest Project Status Reports</b>	<b>Stoplight</b>
<b>IT Governance Projects FY18</b>	\$1,000,000.00	\$2,852.00	\$977,148.00	(Apr/30/2018) <b>Project Phase:</b> Other <b>Percent of Current Phase Complete:</b> 0% <b>Major Activities This Period:</b> Status of FY18 approved projects as of March 31, 2018: -3 projects have been completed -3 projects are on schedule to complete in FY18 -4 projects are on schedule to complete in FY19 <b>Expected Date of Substantial Completion:</b> (qtr/year) 3/2018 <b>Other Comments:</b> Details can be found on the Project Management Office site link on the IT Governance page on CODI.	<b>Green</b>
<b>Total for Technology</b>	<b>\$1,000,000.00</b>	<b>\$2,852.00</b>	<b>\$977,148.00</b>		
<b>Transportation</b>					
<b>Projects</b>	<b>Financial Summary</b>			<b>Project Status</b>	
<b>Project Title</b>	<b>Authorized Budget</b>	<b>Expenditures/ Encumbrances</b>	<b>Available Balance</b>	<b>Latest Project Status Reports</b>	<b>Stoplight</b>
<b>Bicycle Facilities</b>	\$100,000.00	\$0.00	\$100,000.00	(Apr/10/2018) <b>Project Phase:</b> Design <b>Percent of Current Phase Complete:</b> 0% <b>Major Activities This Period:</b> Potential corridors have been identified, and a supplemental agreement is being routed for final execution. <b>Expected Date of Substantial Completion:</b> (qtr/year) 4/2018	<b>Green</b>

**Capital Improvements Program - Projects Listing**  
**March 31, 2018 Quarterly Report**  
**FY 2018 -- Third Quarter**

Exhibit 9

<b>Bike Lanes CMAQ</b>	\$100,800.00	\$0.00	\$100,800.00	(Apr/10/2018) <b>Project Phase:</b> Planning <b>Percent of Current Phase Complete:</b> 0% <b>Major Activities This Period:</b> This project will begin once Alta Planning+Design has finalized the bicycle facility design. <b>Expected Date of Substantial Completion:</b> (qtr/year) 1/2019	<b>Green</b>
<b>Bike Share CMAQ</b>	\$150,000.00	\$0.00	\$150,000.00	(Apr/10/2018) <b>Project Phase:</b> Planning <b>Percent of Current Phase Complete:</b> 0% <b>Major Activities This Period:</b> Dockless bike share has started. The CMAQ funds are still programmed for FY 2019 if a dock-based system is needed or if there are other complementary bicycle projects needed to support the dock less bike share program. <b>Expected Date of Substantial Completion:</b> (qtr/year) 1/2019	<b>Green</b>
<b>Bridge Repair</b>	\$515,000.00	\$0.00	\$515,000.00	(Apr/02/2018) <b>Project Phase:</b> Bid <b>Percent of Current Phase Complete:</b> 5% <b>Major Activities This Period:</b> Request for Proposals have been submitted for development of a bi-annual bridge report that will suggested preventative maintenance as well as fund maintenance activities. This is contract ST-288. <b>Expected Date of Substantial Completion:</b> (qtr/year) 3/2018 <b>Other Comments:</b> This program will address bridge preventative maintenance, make bridge repairs, and remove one obsolete bridge.	<b>Green</b>
<b>Carver Street Extension</b>	\$8,782,000.00	\$8,718,018.00	\$63,982.00	(Apr/02/2018) <b>Project Phase:</b> Construction/Installation <b>Percent of Current Phase Complete:</b> 0% <b>Major Activities This Period:</b> The contractor has begun to place the stone for the	<b>Green</b>

**Capital Improvements Program - Projects Listing**  
**March 31, 2018 Quarterly Report**  
**FY 2018 -- Third Quarter**

Exhibit 9

				road base. <b>Expected Date of Substantial Completion:</b> (qtr/year) 3/2018 <b>Other Comments:</b> This project extends Carver Street in northeastern Durham from Danube Lane to Old Oxford Highway	
<b>Dirt/Petition Street Paving</b>	\$250,000.00	\$0.00	\$250,000.00	(Apr/02/2018) <b>Project Phase:</b> Other <b>Percent of Current Phase Complete:</b> 75% <b>Major Activities This Period:</b> Acquisition for these streets is underway. Acquisition efforts will secure needed Right of Way and Easements to construct the project. This is contract ST-271. <b>Expected Date of Substantial Completion:</b> (qtr/year) 2/2018 <b>Other Comments:</b> Funding of these projects is used to pave gravel or dirt streets. The projects have been ordered by City Council once a successful petition has been completed by the property owners, or have been ordered under City Councils Enabling Act Authority. Currently there are nine streets ordered by Council for paving.	<b>Green</b>
<b>Downtown Loop Bike Lane CMAQ</b>	\$65,625.00	\$0.00	\$65,625.00	(Apr/10/2018) <b>Project Phase:</b> Planning <b>Percent of Current Phase Complete:</b> 0% <b>Major Activities This Period:</b> Staff is pursuing options for federal and state funding for the Downtown Loop two-way conversion project. The Downtown Loop Bike Lane project is on hold pending the outcome of these options. <b>Expected Date of Substantial Completion:</b> (qtr/year) 4/2018	<b>Green</b>
<b>Duke Belt Line Trail</b>	\$9,077,700.00	\$273,500.00	\$8,804,200.00	(Apr/10/2018) <b>Project Phase:</b> Planning <b>Percent of Current Phase Complete:</b> 85% <b>Major Activities This Period:</b>	<b>Green</b>

**Capital Improvements Program - Projects Listing**  
**March 31, 2018 Quarterly Report**  
**FY 2018 -- Third Quarter**

Exhibit 9

				<p>Stewart Engineering continues to work on the Belt Line Trail Master Plan. The Steering Committee has held five meetings and a public visioning workshop was held on September 6. A draft version of the Master Plan document is completed. Another meeting of the steering committee and another public meeting are being scheduled. The General Services Department is also coordinating the acquisition of the corridor and preparing to begin design using local and federal funds.</p> <p><b>Expected Date of Substantial Completion:</b> (qtr/year) 1/2019</p>	
<b>Durham Traffic Signal System (U5968)</b>	\$600,000.00	\$58,822.00	\$541,178.00	<p>(Apr/12/2018)  <b>Project Phase:</b> Other  <b>Percent of Current Phase Complete:</b> 0%  <b>Major Activities This Period:</b>            Kimley-Horn, NCDOT and Staff continue to work on signal system plan development. The signal system fiber optic cable routing plan and communications schema were completed. The final CCTV locations were submitted and reviewed. The final Systems Engineering Document was approved. 150 additional draft signal plans were submitted and reviewed. The project team held three monthly progress meetings in Q3. The design phase for the project remains on schedule.</p> <p><b>Expected Date of Substantial Completion:</b> (qtr/year) unknown</p>	<b>Green</b>
<b>Failed and Struggling Development Infrastructure</b>	\$4,711,877.00	\$0.00	\$4,711,877.00	<p>(Apr/30/2018)  <b>Project Phase:</b> Other  <b>Percent of Current Phase Complete:</b> 50%  <b>Major Activities This Period:</b>            Ravenstone/Stonehill Estates - FY17 Paving Project ST 278 - Ravenstone construction completed, Stonehill Estates repairs are completed. Stormwater repairs expected during summer/fall of 2018</p> <p><b>Expected Date of Substantial Completion:</b> (qtr/year) 4/2018</p>	<b>Green</b>

**Capital Improvements Program - Projects Listing**  
**March 31, 2018 Quarterly Report**  
**FY 2018 -- Third Quarter**

Exhibit 9

				<p><b>Other Comments:</b>  This is a project to complete the Ravenstone and Stonehill Estates paving and stormwater infrastructure.</p>	
<b>Fayetteville / Buxton / Riddle Road Improvements</b>	\$5,000,000.00	\$8,795.00	\$4,991,205.00	<p>(Apr/02/2018)  <b>Project Phase:</b> Other  <b>Percent of Current Phase Complete:</b> 0%  <b>Major Activities This Period:</b>  This project is now combined with the Fayetteville Street Widening project. See Fayetteville Road Improvements Ph. II for updates.  <b>Expected Date of Substantial Completion:</b> (qtr/year) unknown</p>	<b>Green</b>
<b>Fayetteville Road Improvements Ph. II</b>	\$8,900,789.00	\$2,048,336.00	\$6,852,453.00	<p>(Apr/02/2018)  <b>Project Phase:</b> Other  <b>Percent of Current Phase Complete:</b> 90%  <b>Major Activities This Period:</b>  The acquisition phase of the project is underway.  <b>Expected Date of Substantial Completion:</b> (qtr/year) 3/2018  <b>Other Comments:</b>  The selected corridor targeted for this work is Fayetteville Road from the Riddle Road intersection south to Barbee Road and includes the realignment of Riddle Road with Buxton Road.</p>	<b>Green</b>
<b>Fayetteville Road Widening (u-6021)</b>	\$41,000.00	\$0.00	\$41,000.00	<p>(Apr/10/2018)  <b>Project Phase:</b> Planning  <b>Percent of Current Phase Complete:</b> 0%  <b>Major Activities This Period:</b>  This project is for anticipated local funding to supplement a NCDOT widening project. NCDOT has not begun planning/design.  <b>Expected Date of Substantial Completion:</b> (qtr/year) unknown</p>	<b>Green</b>
<b>Federal-State Matching Projects</b>	\$5,300,690.00	\$162,315.00	\$5,138,374.00	<p>(Apr/10/2018)  <b>Project Phase:</b> Other  <b>Percent of Current Phase Complete:</b> 0%  <b>Major Activities This Period:</b></p>	<b>Green</b>



**Capital Improvements Program - Projects Listing**  
**March 31, 2018 Quarterly Report**  
**FY 2018 -- Third Quarter**

Exhibit 9

				<p>Public meetings were held on four bicycle and pedestrian improvement projects and comments are being reviewed. These projects will occur along: Morreene Road (Erwin Rd. to Neal Rd.); Carpenter Fletcher Road (Woodcroft Pkwy. to Alston Ave.); Cornwallis Road (S. Roxboro St. to University Dr.); and Hillandale Road (I-85 to NC 147). Design contracts for four sidewalk projects along Alston Avenue, NC 54, N. Duke St, Raynor Street, and LaSalle Street are in the process of execution. Construction will soon begin on sidewalk projects along Fayetteville Street, Avondale Drive, and Campus Walk/LaSalle St.</p> <p><b>Expected Date of Substantial Completion:</b> (qtr/year) unknown</p>	
<b>Misc Thoroughfares and Street Improvements</b>	\$586,352.00	(\$17.00)	\$586,368.00	<p>(Apr/12/2018)  <b>Project Phase:</b> Other  <b>Percent of Current Phase Complete:</b> 0%  <b>Major Activities This Period:</b>  A comprehensive pedestrian improvement project at the following signalized intersections: MLK Pkwy. and Shannon Dr.; Hillsborough Rd. and Trent Dr.; Lakewood Ave. and Blackwell St./South St.; Main St. and Hillsborough Rd.; various sidewalk, signage and pavement marking improvements; and a flashing pedestrian beacon at Club Blvd. and Glendale Ave. was re-advertised for construction in Q3. The project is scheduled for council vote in early Q4.</p> <p><b>Expected Date of Substantial Completion:</b> (qtr/year) unknown</p>	<b>Green</b>
<b>NC 157 Sidewalk (Hillcrest to Carver (EB-5834))</b>	\$375,803.00	\$0.00	\$375,803.00	<p>(Apr/10/2018)  <b>Project Phase:</b> Planning  <b>Percent of Current Phase Complete:</b> 0%  <b>Major Activities This Period:</b>  This project is funded through the TIP and is subject to NCDOT's funding schedule. Design in FY 2019, Right of Way in FY 2021, Construction in FY 2022</p> <p><b>Expected Date of Substantial</b></p>	<b>Green</b>

**Capital Improvements Program - Projects Listing**  
**March 31, 2018 Quarterly Report**  
**FY 2018 -- Third Quarter**

Exhibit 9

				<b>Completion:</b> (qtr/year) 4/2018	
<b>NC 55 Sidewalk (Riddle to Cecil (EB-5835))</b>	\$295,067.00	\$0.00	\$295,067.00	(Apr/10/2018) <b>Project Phase:</b> Planning <b>Percent of Current Phase Complete:</b> 0% <b>Major Activities This Period:</b> This project is funded through the TIP and is subject to NCDOT's funding schedule. Design in FY 2020, Right of Way in FY 2022, Construction in FY 2023 <b>Expected Date of Substantial Completion:</b> (qtr/year) 4/2019	<b>Green</b>
<b>NC 751 at University Roundabout Sidewalks (U-5745)</b>	\$10,000.00	\$0.00	\$10,000.00	(Apr/10/2018) <b>Project Phase:</b> Design <b>Percent of Current Phase Complete:</b> 0% <b>Major Activities This Period:</b> This project is for anticipated local funding to supplement a NCDOT highway project. NCDOT has developed a proposed design and held a public meeting. <b>Expected Date of Substantial Completion:</b> (qtr/year) 4/2018	<b>Green</b>
<b>Neighborhood Greenways CMAQ</b>	\$644,728.00	\$0.00	\$644,728.00	(Apr/10/2018) <b>Project Phase:</b> Planning <b>Percent of Current Phase Complete:</b> 0% <b>Major Activities This Period:</b> Alta Planning + Design was selected for project design. Contract is being reviewed by NCDOT. <b>Expected Date of Substantial Completion:</b> (qtr/year) 4/2018	<b>Green</b>
<b>Old Chapel Hill Road Bike/Ped (EB-4707)</b>	\$1,905,453.00	\$1,762,832.00	\$142,621.00	(Apr/10/2018) <b>Project Phase:</b> Construction/Installation <b>Percent of Current Phase Complete:</b> 37% <b>Major Activities This Period:</b> NCDOT is overseeing the construction of bike lanes and sidewalks on Old Durham-Chapel Hill Road. Construction is underway. Current status is available here: <a href="https://apps.ncdot.gov/traffictravel/progloc/ProgLocSearch.aspx">https://apps.ncdot.gov/traffictravel/progloc/ProgLocSearch.aspx</a>	<b>Green</b>

**Capital Improvements Program - Projects Listing**  
**March 31, 2018 Quarterly Report**  
**FY 2018 -- Third Quarter**

Exhibit 9

				<b>Expected Date of Substantial Completion:</b> (qtr/year) 1/2020	
<b>Sidewalk Repair, ADA and Gaps</b>	\$200,000.00	\$0.00	\$200,000.00	(Apr/02/2018) <b>Project Phase:</b> Other <b>Percent of Current Phase Complete:</b> 75% <b>Major Activities This Period:</b> Contract SW-60 Sidewalk Repairs began work in May, 2017. Browe Construction is installing curb ramps in several locations around the City. <b>Expected Date of Substantial Completion:</b> (qtr/year) 2/2018 <b>Other Comments:</b> This CIP item addresses sidewalk repairs and ADA compliant curb ramps in the right-of-way.	<b>Green</b>
<b>Street Paving &amp; Maintenance</b>	\$11,932,959.00	\$100,419.00	\$11,832,540.00	(Apr/02/2018) <b>Project Phase:</b> Bid <b>Percent of Current Phase Complete:</b> 100% <b>Major Activities This Period:</b> Construction is set to begin for ST-285 Repaving 2018 project. <b>Expected Date of Substantial Completion:</b> (qtr/year) 1/2018 <b>Other Comments:</b> This CIP item addresses repaving various streets in the Durham City Limits.	<b>Green</b>
<b>Traffic Calming</b>	\$800,040.00	\$0.00	\$800,040.00	(Apr/12/2018) <b>Project Phase:</b> Other <b>Percent of Current Phase Complete:</b> 0% <b>Major Activities This Period:</b> Final punch list items for the Mangum/Roxboro /Markham crossover were being addressed in early Q3. The project is complete. <b>Expected Date of Substantial Completion:</b> (qtr/year) unknown	<b>Green</b>
<b>Woodcroft Parkway Extension (U-5823)</b>	\$2,441,900.00	\$0.00	\$2,441,900.00	(Apr/10/2018) <b>Project Phase:</b> Planning <b>Percent of Current Phase Complete:</b> 5%	<b>Green</b>

**Capital Improvements Program - Projects Listing**  
**March 31, 2018 Quarterly Report**  
**FY 2018 -- Third Quarter**

Exhibit 9

				<p><b>Major Activities This Period:</b>  The project's Municipal Agreement with NCDOT was recently executed by the City and has been routed back to the NCDOT for execution by the chief engineer. Once the NCDOT's execution is achieved, the project's RFLOI will be prepared and soon after a change order submitted for the PE phase authorization. Once the PE authorization is given, the RFLOI shall be advertised for interested firms to apply.</p> <p><b>Expected Date of Substantial Completion:</b> (qtr/year) 4/2018</p>		
<b>Total for Transportation</b>	\$62,787,783.00	\$13,133,020.00	\$49,654,763.00			
<b>Wastewater</b>						
<b>Projects</b>		<b>Financial Summary</b>			<b>Project Status</b>	
<b>Project Title</b>	<b>Authorized Budget</b>	<b>Expenditures / Encumbrances</b>	<b>Available Balance</b>	<b>Latest Project Status Reports</b>		<b>Stoplight</b>
<b>Enhanced Nitrogen Removal</b>	\$12,645,469.00	\$0.00	\$12,645,469.00	<p>(Apr/09/2018)  <b>Project Phase:</b> Construction/Installation  <b>Percent of Current Phase Complete:</b> 2%  <b>Major Activities This Period:</b>  In October 2017, Council approved construction award of roughly \$6.5M for process improvements related to Enhanced Nutrient Removal. Construction is underway at both the ND and SD WRFs.  <b>Expected Date of Substantial Completion:</b> (qtr/year) unknown</p>		<b>Green</b>
<b>Facility Paving</b>	\$2,436,715.00	\$621,594.00	\$1,815,121.00	<p>(Apr/09/2018)  <b>Project Phase:</b> Planning  <b>Percent of Current Phase Complete:</b> 0%  <b>Major Activities This Period:</b>  This is an ongoing CIP item that addresses paving and resurfacing needs at Department of Water</p>		<b>Green</b>

**Capital Improvements Program - Projects Listing**  
**March 31, 2018 Quarterly Report**  
**FY 2018 -- Third Quarter**

Exhibit 9

				Management facilities. <b>Expected Date of Substantial Completion:</b> (qtr/year) unknown	
<b>Sewer Collection System Rehabilitation</b>	\$8,388,991.00	\$343,212.00	\$8,045,779.00	(Apr/19/2018) <b>Project Phase:</b> Other <b>Percent of Current Phase Complete:</b> 0% <b>Major Activities This Period:</b> Project Phase: Other Percent of Current Phase Complete: 0% Major Activities This Period: Project Phase: Other Percent of Current Phase Complete: 0% Major Activities This Period: This is an ongoing CIP project where various projects are in different phases of planning, design, or construction. Major Activities This Period: Sanitary Sewer Evaluation and I/I Reduction: City is preparing several projects for additional data gathering and repair work, based on Phase I recommendations. Phase II temporary monitors removed with data being analyzed. Two sewer lining programs were bid totaling +/- \$14M. They will start during the summer months. Turnage Heights LS Abandonment: Construction started in July. Completion in April, 2018. Eno River O/F and Lift Station Analysis: Project is in design. Expected Date of Current Phase Completion: (qtr/year) Unknown Other Comments: <b>Expected Date of Substantial Completion:</b> (qtr/year) unknown	<b>Green</b>
<b>Sewer Extensions &amp; Improvements</b>	\$4,586,933.00	\$0.00	\$4,586,933.00	(Apr/02/2018) <b>Project Phase:</b> Design <b>Percent of Current Phase Complete:</b> 50% <b>Major Activities This Period:</b> Design of Garrett Road Sewer (Frontage Project) and Mimosa Drive Sewer (Enabling Act Project) are underway. The sewer petition projects are under review by City Council to determine if they will move forward to design. <b>Expected Date of Substantial Completion:</b> (qtr/year) 2/2018	<b>Green</b>

**Capital Improvements Program - Projects Listing**  
**March 31, 2018 Quarterly Report**  
**FY 2018 -- Third Quarter**

Exhibit 9

				<p><b>Other Comments:</b>  This is an ongoing series of contracts to install sewer projects in response to citizen petitions.</p>	
<b>Southeast Regional Lift Station</b>	\$4,700,000.00	\$0.00	\$4,700,000.00	<p>(Apr/09/2018)  <b>Project Phase:</b> Design  <b>Percent of Current Phase Complete:</b> 50%  <b>Major Activities This Period:</b>  Planning/Evaluation is 100% complete. An amendment for project design was approved by Council on December 18, 2017, and design is underway.  <b>Expected Date of Substantial Completion:</b> (qtr/year) unknown</p>	<b>Green</b>
<b>Wastewater Process Rehabilitation</b>	\$29,356,699.00	\$1,663,271.00	\$27,693,428.00	<p>(Apr/06/2018)  <b>Project Phase:</b> Construction/Installation  <b>Percent of Current Phase Complete:</b> 5%  <b>Major Activities This Period:</b>  Major Activities This Period: Wastewater Process Rehabilitation is an ongoing CIP item where processes and major equipment are repaired or replaced at both the North Durham Water Reclamation Facility (WRF) and the South Durham WRF. Phase I Improvements began construction January 2018. Phase II Improvements are currently under detailed design.  <b>Expected Date of Substantial Completion:</b> (qtr/year) unknown</p>	<b>Green</b>
<b>Water Management Facility Expansion</b>	\$7,155,476.00	\$210,417.00	\$6,945,060.00	<p>(Apr/09/2018)  <b>Project Phase:</b> Design  <b>Percent of Current Phase Complete:</b> 75%  <b>Major Activities This Period:</b>  Pre-design Geo-tech, Surveying and Traffic Impact Analysis have been completed. Stantec has conducted building and site design reviews with DWM. The Development Design phase is complete and we are reviewing the DD drawing now. Site planning is continuing.  <b>Expected Date of Substantial</b></p>	<b>Green</b>

**Capital Improvements Program - Projects Listing**  
**March 31, 2018 Quarterly Report**  
**FY 2018 -- Third Quarter**

Exhibit 9

				Completion: (qtr/year) 4/2019	
<b>Total for Wastewater</b>	<b>\$69,270,283.00</b>	<b>\$2,838,494.00</b>	<b>\$66,431,789.00</b>		
<b>Water</b>					
<b>Projects</b>	<b>Financial Summary</b>			<b>Project Status</b>	
<b>Project Title</b>	<b>Authorized Budget</b>	<b>Expenditures/ Encumbrances</b>	<b>Available Balance</b>	<b>Latest Project Status Reports</b>	<b>Stoplight</b>
<b>Downtown East-West Reinforcing Main</b>	\$7,700,000.00	\$0.00	\$7,700,000.00	(Apr/02/2018) <b>Project Phase:</b> Design <b>Percent of Current Phase Complete:</b> 75% <b>Major Activities This Period:</b> First and second phases of project are being designed as part of the American Tobacco Waterline project. 50% design drawings are complete and on schedule to receive 90% design drawings in June for the first phase. First phase of construction bid to be advertised in August 2018. Second phase 50% design will begin following bid of first phase. Second phase of construction bid to be advertised in August 2019. Final phase is being included in the East Durham Water project. SOQs for this project received and design team selection for final phase expected in late April. <b>Expected Date of Substantial Completion:</b> (qtr/year) 1/2019	<b>Green</b>
<b>Future Water Supply/Source Protection</b>	\$8,873,721.00	\$5,539,967.00	\$3,333,754.00	(Apr/06/2018) <b>Project Phase:</b> Other <b>Percent of Current Phase Complete:</b> 0% <b>Major Activities This Period:</b> Major Activities This Period: This is an on-going effort to protect the City's reservoirs by purchasing land around them within the water quality buffer. Properties near the reservoirs are considered for purchase as they become available. <b>Expected Date of Substantial Completion:</b> (qtr/year) unknown	<b>Green</b>

**Capital Improvements Program - Projects Listing**  
**March 31, 2018 Quarterly Report**  
**FY 2018 -- Third Quarter**

Exhibit 9

<b>Jordan Lake WTP</b>	\$6,088,149.00	\$1,673,103.00	\$4,415,046.00	(Apr/09/2018) <b>Project Phase:</b> Planning <b>Percent of Current Phase Complete:</b> 25% <b>Major Activities This Period:</b> Department of Water Management and other Jordan Lake Partners continue to collaborate on planning projects related to a regional Jordan Lake WTP. <b>Expected Date of Substantial Completion:</b> (qtr/year) unknown	<b>Green</b>
<b>Lake Michie &amp; Little River Rehabilitation</b>	\$2,440,173.00	\$115,065.00	\$2,325,107.00	(Apr/09/2018) <b>Project Phase:</b> Other <b>Percent of Current Phase Complete:</b> 0% <b>Major Activities This Period:</b> This is an ongoing CIP project addressing regulatory, planning, operational, and equipment needs of the two reservoirs, intake structures, pump stations, and impoundments. <b>Expected Date of Substantial Completion:</b> (qtr/year) unknown	<b>Green</b>
<b>Teer Quarry Water Supply Project, Phase 2</b>	\$15,516,950.00	\$1,453,413.00	\$14,063,537.00	(Apr/09/2018) <b>Project Phase:</b> Planning <b>Percent of Current Phase Complete:</b> 0% <b>Major Activities This Period:</b> This project is on hold. The project is proposed to be restarted in 2018. The current Preliminary Engineering Report will be re-evaluated due to change in needs being addressed in the Brown WTP expansion and the Jordan Lake allocations. <b>Expected Date of Substantial Completion:</b> (qtr/year) unknown	<b>Green</b>
<b>Water &amp; Sewer Fleet Vehicles</b>	\$1,238,056.00	\$1,053,946.00	\$184,110.00	(Apr/10/2018) <b>Project Phase:</b> Other <b>Percent of Current Phase Complete:</b> 85% <b>Major Activities This Period:</b> We have purchase orders for 85% of the vehicles and equipment. Final orders will take place in the 4th quarter.	<b>Green</b>



**Capital Improvements Program - Projects Listing**  
**March 31, 2018 Quarterly Report**  
**FY 2018 -- Third Quarter**

Exhibit 9

				<b>Expected Date of Substantial Completion: (qtr/year) 4/2018</b>	
<b>Water Distribution System Rehabilitation</b>	\$11,215,385.00	\$1,108,080.00	\$10,107,305.00	(Apr/30/2018) <b>Project Phase:</b> Other <b>Percent of Current Phase Complete:</b> 0% <b>Major Activities This Period:</b> Under construction now are the AC Water Line Replacement (final punch list), Water Distribution Master Plan Update (90% complete), and Durham Central Park Replacement/Rehabilitation project (40% complete). Downtown Loop Water Line Replacement construction complete, closeout pending final CO. American Tobacco District survey and PER complete, amendment for design signed. 90% design complete for most of the project area. Project will be split in to three contracts for bidding. Buchanan Road to bid in June 2018. East Durham Phase I RFQ short list presentations this week, scoping meetings to follow, contract to go to Council 1st quarter FY19. Expected Date of Current Phase Completion: (qtr/year) Unknown Other Comments: This is an ongoing, annual CIP project, where a significant number of projects are in planning, design or construction. <b>Expected Date of Substantial Completion:</b> (qtr/year) unknown	<b>Green</b>
<b>Water Facilities Rehabilitation</b>	\$26,089,224.00	\$7,558,715.00	\$18,530,509.00	(Apr/09/2018) <b>Project Phase:</b> Construction/Installation <b>Percent of Current Phase Complete:</b> 60% <b>Major Activities This Period:</b> Water Facilities Rehabilitation is an ongoing CIP item where processes and major equipment are repaired or replaced at the Brown Water Treatment Plant (WTP) and the Williams WTP. Current projects under this CIP item are in design and construction: Williams Terminal Reservoir - Apron Replacement Construction is approx. 90% complete. Reservoir is scheduled to be refilled in	<b>Green</b>

**Capital Improvements Program - Projects Listing**  
**March 31, 2018 Quarterly Report**  
**FY 2018 -- Third Quarter**

Exhibit 9

				<p>early May. Williams Back-up Generator - Complete. Brown and Williams Expansion - Basins 8 and 9 are being finished, sealed and tested. Numerous small tanks/channels and such are being formed/poured/stripped. Several large pipe interconnections have been completed. New Admin and Chemical bldgs. have been started. Construction 60%</p> <p><b>Expected Date of Substantial Completion:</b> (qtr/year) unknown</p>	
<b>Water Regulatory Improvements</b>	\$33,768,000.00	\$3,945,351.00	\$29,822,649.00	<p>(Apr/09/2018)</p> <p><b>Project Phase:</b> Construction/Installation  <b>Percent of Current Phase Complete:</b> 100%  <b>Major Activities This Period:</b>  This work is part of the Brown and Williams Water Treatment Plant Upgrades, Expansion and Residuals Handling Projects. The new basins have been constructed, filters are being completed and start-up is scheduled for May 2018 for Basin 8 operation. Basin 9 will be started up in June 2018.</p> <p><b>Expected Date of Substantial Completion:</b> (qtr/year) 4/2019</p>	<b>Green</b>
<b>Water Residuals Handling</b>	\$45,550,000.00	\$40,500,000.00	\$5,050,000.00	<p>(Apr/09/2018)</p> <p><b>Project Phase:</b> Construction/Installation  <b>Percent of Current Phase Complete:</b> 60%  <b>Major Activities This Period:</b>  Contractor is continuing construction of the backwash clarifiers, EQ basins, pump buildings etc. at the Brown Water Plant and Williams Water Plant. Clarifier start-up is scheduled for Late April 2018. Continued process tank, piping installations, pump stations etc. will occur over the next quarter at both plants.</p> <p><b>Expected Date of Substantial Completion:</b> (qtr/year) 2/2019</p>	<b>Green</b>
<b>Total for Water</b>	<b>\$158,479,658.00</b>	<b>\$62,947,640.00</b>	<b>\$95,532,018.00</b>		