

**CITY OF DURHAM, NORTH CAROLINA**

Exhibit 1

General Fund Expenditure Detail and Year End Projection by Department and Class  
 Quarter Ending September 2017

<b>DEPARTMENT</b>	<b>FY 2018 ADJUSTED BUDGET</b>	<b>ACTIVITY THROUGH SEPTEMBER 2017</b>	<b>ENCUM- BRANCE BALANCE</b>	<b>PROJECTION THROUGH YEAR END</b>	<b>VARIANCE TO ADJUSTED BUDGET POSITIVE/ (NEGATIVE)</b>
Audit Services	\$ 614,291	\$ 144,595	\$ 71,000	\$ 614,291	\$ -
Budget & Management Services	1,389,242	361,279	79,489	1,389,242	-
City Attorney	1,852,517	520,892	-	1,852,517	-
City Clerk	755,066	193,839	46,975	753,066	2,000
City Council	1,095,832	341,187	(500)	1,095,832	-
City Manager/One Call/Public Affairs	3,828,991	1,126,602	100,685	3,828,689	302
City/County Planning	3,870,020	906,615	77,163	3,870,020	-
Community Development	2,188,492	590,217	306,111	2,140,262	48,230
Economic & Workforce Development	5,321,143	735,354	2,216,223	5,321,143	-
Emergency Communications	6,537,075	1,478,275	464,253	6,267,927	269,148
Emergency Management	243,412	40,153	-	243,412	-
Equal Opportunity-Equity Assurance	546,168	136,470	63	546,168	-
Finance	4,891,989	961,365	251,932	4,891,989	-
Fire	28,969,387	7,567,820	226,486	28,969,387	-
Fleet Maintenance	3,629,744	976,048	40,492	3,620,771	8,973
General Services	14,453,999	3,408,785	1,322,970	14,447,778	6,221
Human Resources	2,775,937	706,382	303,371	2,763,436	12,501
Neighborhood Improvement Service	4,298,556	1,084,958	273,570	4,298,556	-
Parks & Recreation	14,515,330	3,427,513	1,244,755	14,309,585	205,745
Police	61,808,552	15,929,172	1,896,139	61,522,362	286,190
Public Works	9,901,484	1,857,529	2,118,785	9,286,357	615,127
Technology Solutions	7,631,557	2,105,261	1,043,255	7,631,557	-
Transportation	8,332,526	2,155,107	244,252	8,332,526	-
NonDepartmental	13,044,373	1,735,021	887,948	12,761,663	282,710
Indirect Cost	(10,446,148)	(2,611,536)	-	(10,446,148)	-
Transfers To Other Funds	9,686,883	220,931	-	9,686,883	-
<b>Total</b>	<b>\$ 201,736,418</b>	<b>\$ 46,099,834</b>	<b>\$13,215,417</b>	<b>\$ 199,999,271</b>	<b>\$ 1,737,147</b>

<b>CLASS</b>	<b>FY 2018 ADJUSTED BUDGET</b>	<b>ACTIVITY THROUGH SEPTEMBER 2017</b>	<b>ENCUM- BRANCE BALANCE</b>	<b>PROJECTION THROUGH YEAR END</b>	<b>VARIANCE TO ADJUSTED BUDGET POSITIVE/ (NEGATIVE)</b>
Personnel Services	\$ 147,555,420	\$ 37,772,305	\$ 264,675	\$ 146,667,130	\$ 888,290
Operating Expenditures	41,678,158	7,786,056	11,817,716	40,972,583	705,575
Capital Outlay	2,248,047	305,692	1,133,026	2,176,348	71,699
Appropriation Not Authorized for Expenditures	567,910	14,850	-	496,327	71,583
Transfers To Other Funds	9,686,883	220,931	-	9,686,883	-
<b>Total</b>	<b>\$ 201,736,418</b>	<b>\$ 46,099,834</b>	<b>\$13,215,417</b>	<b>\$ 199,999,271</b>	<b>\$ 1,737,147</b>

**CITY OF DURHAM, NORTH CAROLINA**

Exhibit 1

General Fund Revenues & Expenditures

Quarter Ending September 2017

	<b>FY 2018 ADJUSTED BUDGET</b>	<b>ACTIVITY THROUGH SEPTEMBER 2017</b>	<b>PROJECTION THROUGH YEAR END</b>	<b>VARIANCE TO ADJUSTED BUDGET POSITIVE/ (NEGATIVE)</b>
<b>REVENUES</b>				
Property Taxes	\$ 93,184,096	\$ 11,036,500	\$ 93,184,096	\$ -
Sales Taxes	63,843,076	-	63,843,076	-
Hotel/Motel Occupancy Tax	2,609,588	619,924	2,571,696	(37,892)
Other Local Taxes	313,915	113,319	453,276	139,361
Permits	506,000	103,961	415,844	(90,156)
Utility Franchise tax	4,065,572	-	4,065,572	-
Powell Bill	6,285,588	-	6,293,672	8,084
Other Intergovernmental Revenues	3,398,253	308,491	3,398,253	-
Rental income	150,082	16,310	150,082	-
Charges For Services	7,472,822	2,103,295	7,548,085	75,263
Intragovernmental Services	275,000	219,150	438,300	163,300
Assessments	26,100	-	26,100	-
Sale of Property and Miscellaneous	1,217,000	24,623	1,417,000	200,000
<b>TOTAL REVENUES</b>	<b>\$ 183,347,092</b>	<b>\$ 14,545,573</b>	<b>\$ 183,805,052</b>	<b>\$ 457,960</b>
<b>TOTAL EXPENDITURES</b>	<b>\$ 201,736,418</b>	<b>\$ 46,099,834</b>	<b>\$ 199,999,271</b>	<b>\$ 1,737,147</b>
<b>NET REVENUES LESS EXPENDITURES</b>	<b>\$ (18,389,326)</b>	<b>\$ (31,554,261)</b>	<b>\$ (16,194,219)</b>	
<b>To/(From) Fund Balance</b>				
			Overall Budget Variance	<b>\$ 2,195,107</b>

**CITY OF DURHAM, NORTH CAROLINA**

Exhibit 1A

Debt Service Fund Revenues & Expenditures

Quarter Ending September 2017

	<b>FY 2018 ADJUSTED BUDGET</b>	<b>ACTIVITY THROUGH SEPTEMBER 2017</b>	<b>PROJECTION THROUGH YEAR END</b>	<b>VARIANCE TO ADJUSTED BUDGET POSITIVE/ (NEGATIVE)</b>
<b>REVENUES</b>				
Property Taxes	\$ 36,358,161	\$ 4,306,338	\$ 36,358,161	-
Non-Operating Revenues				
Intergovernmental (Subsidy)	598,195	138,450	677,459	79,264
Investment Income	-	11,046	-	-
Intergovernmental	1,878,516	-	1,878,516	-
Total Non-operating revenues	2,476,711	149,496	2,555,975	79,264
<b>TOTAL REVENUES</b>	<b>38,834,872</b>	<b>4,455,834</b>	<b>\$ 38,914,136</b>	<b>79,264</b>
<b>EXPENDITURES</b>				
Special contractual services	422,660	37,790	422,660	-
Transfers to Other Funds	3,020,382	-	3,020,382	-
Debt Service Principal	19,583,871	9,627,558	19,583,871	-
Debt Service Interest	8,946,833	2,797,560	8,946,833	-
<b>TOTAL EXPENDITURES</b>	<b>31,973,746</b>	<b>12,462,908</b>	<b>\$ 31,973,746</b>	<b>-</b>
<b>NET REVENUES LESS EXPENDITURES</b>	<b>\$ 6,861,126</b>	<b>\$ (8,007,074)</b>	<b>\$ 6,940,390</b>	
<b>To/(From) Fund Balance</b>				
			Overall Budget Variance	<b>\$ 79,264</b>

**CITY OF DURHAM, NORTH CAROLINA**

Inspections Fund Revenues & Expenditures

Quarter Ending September 30, 2017

Exhibit 1B

	<b>FY 2018 ADOPTED BUDGET</b>	<b>FY 2018 ADJUSTED BUDGET</b>	<b>ACTIVITY THROUGH SEPTEMBER 2017</b>	<b>PERCENT OF BUDGET TO DATE</b>	<b>PROJECTION THROUGH YEAR END</b>	<b>VARIANCE TO ADJUSTED BUDGET POSITIVE/ (NEGATIVE)</b>
<b>REVENUES</b>						
Licenses, Permits & Charges for Services	\$ 6,972,403	\$ 6,972,403	\$ 2,051,372	29.42%	\$ 10,266,547	\$ 3,294,144
Non-Operating Revenues						
Investment Income	10,000	10,000	7,750	77.50%	10,000	-
<b>TOTAL REVENUES</b>	<b>\$ 6,982,403</b>	<b>\$ 6,982,403</b>	<b>\$ 2,059,122</b>	<b>29.49%</b>	<b>\$ 10,276,547</b>	<b>\$ 3,294,144</b>
<b>EXPENDITURES</b>						
Personnel Services	4,260,210	4,302,710	1,130,258	26.27%	4,302,710	-
Operating Expenditures	1,269,863	1,269,863	125,908	9.92%	1,269,863	-
Capital Outlays	23,000	64,824	63,592	98.10%	64,824	-
Transfers to Other Funds	118,480	138,480	-	0.00%	138,480	-
<b>TOTAL EXPENDITURES</b>	<b>\$ 5,671,553</b>	<b>\$ 5,775,877</b>	<b>\$ 1,319,758</b>	<b>22.85%</b>	<b>\$ 5,775,877</b>	<b>\$ -</b>
<b>NET REVENUES LESS EXPENDITURES</b>	<b>\$ 1,310,850</b>	<b>\$ 1,206,526</b>	<b>\$ 739,364</b>		<b>\$ 4,500,670</b>	
<b>To/(From) Fund Balance</b>						
					Overall Budget Variance	<b>\$ 3,294,144</b>

**CITY OF DURHAM, NORTH CAROLINA**

Exhibit 2

Water and Sewer Operating Fund Revenues &amp; Expenditures

Quarter Ending September 30, 2017

	<b>FY 2018 ADJUSTED BUDGET</b>	<b>ACTIVITY THROUGH SEPTEMBER 2017</b>	<b>PROJECTION THROUGH YEAR END</b>	<b>VARIANCE TO ADJUSTED BUDGET POSITIVE/ (NEGATIVE)</b>
<b>EXPENDITURES</b>				
Personnel Services	\$ 28,019,457	\$ 7,140,913	\$ 27,848,492	\$ 170,965
Operating Expenditures	24,596,119	5,600,975	24,596,119	-
Non-Departmental Administration	5,303,254	1,325,813	5,303,254	-
Capital Outlay	79,012	32,081	79,012	-
Debt Service Principal and Interest	10,462,619	1,593,888	10,462,619	-
Operating Transfers to Other Funds	33,638,056	-	33,638,056	-
<b>TOTAL EXPENDITURES</b>	<b>\$ 102,098,518</b>	<b>\$ 15,693,671</b>	<b>\$ 101,927,553</b>	<b>\$ 170,965</b>
<b>NET REVENUES LESS EXPENDITURES</b>	<b>\$ (2,511,591)</b>	<b>\$ 11,971,163</b>	<b>\$ (94,139)</b>	
<b>To/(From) Fund Balance</b>				
			Overall Budget Variance	<b>\$ 2,417,452</b>

**CITY OF DURHAM, NORTH CAROLINA**

Exhibit 2

Water and Sewer Capital Facility Fee Fund Revenues & Expenditures

Quarter Ending September 30, 2017

	<b>FY 2018 ADOPTED BUDGET</b>	<b>FY 2018 ADJUSTED BUDGET</b>	<b>ACTIVITY THROUGH SEPTEMBER 2017</b>	<b>PERCENT OF BUDGET TO DATE</b>	<b>PROJECTION THROUGH YEAR END</b>	<b>VARIANCE TO ADJUSTED BUDGET POSITIVE/ (NEGATIVE)</b>
<b>REVENUES</b>						
Operating Revenues	\$ 4,455,000	\$ 4,455,000	\$ 1,904,717	42.75%	\$ 4,455,000	\$ -
Non-Operating Revenues						
Investment Income	41,000	41,000	30,842	75.23%	41,000	-
<b>TOTAL REVENUES</b>	<b>\$ 4,496,000</b>	<b>\$ 4,496,000</b>	<b>\$ 1,935,559</b>	<b>43.05%</b>	<b>\$ 4,496,000</b>	<b>\$ -</b>
<b>EXPENDITURES</b>						
Operating Transfers to Other Funds	\$ 4,496,000	\$ 4,496,000	\$ -	0.00%	\$ 4,496,000	\$ -
<b>NET REVENUES LESS EXPENDITURES</b>	<b>\$ -</b>	<b>\$ -</b>	<b>\$ 1,935,559</b>		<b>\$ -</b>	
<b>To/(From) Fund Balance</b>						
					Overall Budget Variance	<b>\$ -</b>

**CITY OF DURHAM, NORTH CAROLINA**  
 Parking Facilities Fund Revenues & Expenditures  
 Quarter Ending September 30, 2017

Exhibit 2

	<b>FY 2018 ADOPTED BUDGET</b>	<b>FY 2018 ADJUSTED BUDGET</b>	<b>ACTIVITY THROUGH SEPTEMBER 2017</b>	<b>PERCENT OF BUDGET TO DATE</b>	<b>PROJECTION THROUGH YEAR END</b>	<b>VARIANCE TO ADJUSTED BUDGET POSITIVE/ (NEGATIVE)</b>
<b>REVENUES</b>						
Operating Revenues	\$ 5,082,231	\$ 5,082,231	\$ 1,287,642	25.34%	\$ 5,082,231	\$ -
Non-Operating Revenues						
Investment Income	12,000	12,000	12,249	102.08%	12,249	249
Operating Transfers from Other Funds	882,707	882,707	-	0.00%	882,707	-
Total Non-Operating Revenues	894,707	894,707	12,249	1.37%	894,956	249
<b>TOTAL REVENUES</b>	<b>\$ 5,976,938</b>	<b>\$ 5,976,938</b>	<b>\$ 1,299,891</b>	<b>21.75%</b>	<b>\$ 5,977,187</b>	<b>\$ 249</b>
<b>EXPENDITURES</b>						
Personnel Services	\$ 255,009	\$ 255,009	\$ 58,751	23.04%	\$ 255,009	\$ -
Operating Expenditures	3,297,417	3,499,624	685,519	19.59%	3,341,588	158,036
Non-Departmental Administration	392,258	392,258	98,065	25.00%	392,258	-
Debt Service Principal and Interest	1,359,597	1,359,597	304,958	22.43%	1,359,597	-
<b>TOTAL EXPENDITURES</b>	<b>\$ 5,304,281</b>	<b>\$ 5,506,488</b>	<b>\$ 1,147,293</b>	<b>20.84%</b>	<b>\$ 5,348,452</b>	<b>\$ 158,036</b>
<b>NET REVENUES LESS EXPENDITURES</b>	<b>\$ 672,657</b>	<b>\$ 470,450</b>	<b>\$ 152,598</b>		<b>\$ 628,735.00</b>	
<b>To/(From) Fund Balance</b>						
					Overall Budget Variance	<b>\$ 158,285</b>

**CITY OF DURHAM, NORTH CAROLINA**

Exhibit 2

Ballpark Fund Revenues & Expenditures

Quarter Ending September 30, 2017

	<b>FY 2018 ADOPTED BUDGET</b>	<b>FY 2018 ADJUSTED BUDGET</b>	<b>ACTIVITY THROUGH SEPTEMBER 2017</b>	<b>PERCENT OF BUDGET TO DATE</b>	<b>PROJECTION THROUGH YEAR END</b>	<b>VARIANCE TO ADJUSTED BUDGET POSITIVE/ (NEGATIVE)</b>
<b>REVENUES</b>						
Operating Revenues	\$ 258,071	\$ 258,071	\$ 64,133	24.85%	\$ 258,071	\$ -
Non-Operating Revenues						
Investment Income	6,000	6,000	2,624	43.73%	6,000	-
Operating Transfers from Other Funds	1,187,675	1,187,675	-	0.00%	1,187,675	-
Total Non-Operating Revenues	1,193,675	1,193,675	2,624	0.22%	1,193,675	-
<b>TOTAL REVENUES</b>	<b>\$ 1,451,746</b>	<b>\$ 1,451,746</b>	<b>\$ 66,757</b>	<b>4.60%</b>	<b>\$ 1,451,746</b>	<b>\$ -</b>
<b>EXPENDITURES</b>						
Operating Expenditures	\$ 112,610	\$ 112,610	\$ -	0.00%	\$ 112,610	\$ -
Debt Service Principal and Interest	1,258,576	1,258,576	975,898	77.54%	1,258,576	-
Operating Transfers to Other Funds	137,170	137,170	-	0.00%	137,170	-
<b>TOTAL EXPENDITURES</b>	<b>\$ 1,508,356</b>	<b>\$ 1,508,356</b>	<b>\$ 975,898</b>	<b>64.70%</b>	<b>\$ 1,508,356</b>	<b>\$ -</b>
<b>NET REVENUES LESS EXPENDITURES</b>	<b>\$ (56,610)</b>	<b>\$ (56,610)</b>	<b>\$ (909,141)</b>		<b>\$ (56,610)</b>	
<b>To/(From) Fund Balance</b>						
					Overall Budget Variance	\$ -



**CITY OF DURHAM, NORTH CAROLINA**  
 Transit Operations Fund Revenues & Expenditures  
 Quarter Ending September 30, 2017

Exhibit 2

	<b>FY 2018 ADOPTED BUDGET</b>	<b>FY 2018 ADJUSTED BUDGET</b>	<b>ACTIVITY THROUGH SEPTEMBER 2017</b>	<b>PERCENT OF BUDGET TO DATE</b>	<b>PROJECTION THROUGH YEAR END</b>	<b>VARIANCE TO ADJUSTED BUDGET POSITIVE/ (NEGATIVE)</b>
<b>REVENUES</b>						
Operating Revenues	\$ 3,086,786	\$ 3,086,786	\$ 459,196	14.88%	\$ 3,086,786	\$ -
Non-Operating Revenues						
Taxes	9,941,248	9,941,248	1,182,607	11.90%	9,941,248	-
Miscellaneous	8,636,280	8,636,280	19,644	0.23%	8,636,280	-
Total Non-Operating Revenues	18,577,528	18,577,528	1,202,251	6.47%	18,577,528	-
<b>TOTAL REVENUES</b>	<b>\$ 21,664,314</b>	<b>\$ 21,664,314</b>	<b>\$ 1,661,447</b>	<b>7.67%</b>	<b>\$ 21,664,314</b>	<b>\$ -</b>
<b>EXPENDITURES</b>						
Operating Expenditures	\$ 19,395,018	\$ 21,364,673	\$ 3,628,943	16.99%	\$ 21,364,673	\$ 0
Non-Departmental Administration	472,238	472,238	118,060	25.00%	472,238	-
Capital Outlay	278,459	278,459	-	0.00%	278,459	-
Debt Service Principal and Interest	194,182	194,182	156,232	80.46%	194,182	-
Operating Transfers to Other Funds	1,324,417	1,324,417	-	0.00%	1,324,417	-
<b>TOTAL EXPENDITURES</b>	<b>\$ 21,664,314</b>	<b>\$ 23,633,969</b>	<b>\$ 3,903,235</b>	<b>16.52%</b>	<b>\$ 23,633,969</b>	<b>\$ 0</b>
<b>NET REVENUES LESS EXPENDITURES</b>	<b>\$ -</b>	<b>\$ (1,969,655)</b>	<b>\$ (2,241,788)</b>		<b>\$ (1,969,655)</b>	
<b>To/(From) Fund Balance</b>						
					Overall Budget Variance	<b>\$ 0</b>

**CITY OF DURHAM, NORTH CAROLINA**

Exhibit 2

Solid Waste Disposal Operating Fund Revenues & Expenditures

Quarter Ending September 30, 2017

	<b>FY 2018 ADOPTED BUDGET</b>	<b>FY 2018 ADJUSTED BUDGET</b>	<b>ACTIVITY THROUGH SEPTEMBER 2017</b>	<b>PERCENT OF BUDGET TO DATE</b>	<b>PROJECTION THROUGH YEAR END</b>	<b>VARIANCE TO ADJUSTED BUDGET POSITIVE/ (NEGATIVE)</b>
<b>REVENUES</b>						
Operating Revenues	\$ 7,224,624	\$ 7,224,624	\$ 1,949,849	26.99%	\$ 7,454,530	\$ 229,906
Non-Operating Revenues						
Taxes	17,564,734	17,564,734	2,078,864	11.84%	17,564,734	-
Investment Income	30,000	30,000	8,432	28.11%	30,000	-
Miscellaneous	167,462	167,462	40,496	24.18%	167,462	-
Operating Transfers from Other Funds	127,695	127,695	-	0.00%	127,695	-
Total Non-Operating Revenues	17,889,891	17,889,891	2,127,792	64.12%	17,889,891	-
<b>TOTAL REVENUES</b>	<b>\$ 25,114,515</b>	<b>\$ 25,114,515</b>	<b>\$ 4,077,642</b>	<b>16.24%</b>	<b>\$ 25,344,421</b>	<b>\$ 229,906</b>
<b>EXPENDITURES</b>						
Personnel Services	\$ 7,325,105	\$ 7,325,105	\$ 1,992,109	27.20%	\$ 7,325,105	\$ -
Operating Expenditures	10,281,649	11,476,019	1,984,285	17.29%	11,491,019	-
Non-Departmental Administration	2,647,272	2,647,272	661,818	25.00%	2,647,272	-
Capital Outlay	280,695	344,503	26,078	0.00%	329,503	15,000
Debt Service Principal and Interest	4,248,931	4,248,931	1,329,601	31.29%	4,248,931	-
Operating Transfers to Other Funds	157,818	157,818	-	0.00%	157,818	-
<b>TOTAL EXPENDITURES</b>	<b>\$ 24,941,470</b>	<b>\$ 26,199,648</b>	<b>\$ 5,993,892</b>	<b>22.88%</b>	<b>\$ 26,199,648</b>	<b>\$ 15,000</b>
<b>NET REVENUES LESS EXPENDITURES</b>	<b>\$ 173,045</b>	<b>\$ (1,085,133)</b>	<b>\$ (1,916,250)</b>		<b>\$ (855,227)</b>	
<b>To/(From) Fund Balance</b>						
					Overall Budget Variance	<b>\$ 229,906</b>

**CITY OF DURHAM, NORTH CAROLINA**

Exhibit 2

Storm Water Management Fund Revenues & Expenditures

Quarter Ending September 30, 2017

	<b>FY 2018 ADOPTED BUDGET</b>	<b>FY 2018 ADJUSTED BUDGET</b>	<b>ACTIVITY THROUGH SEPTEMBER 2017</b>	<b>PERCENT OF BUDGET TO DATE</b>	<b>PROJECTION THROUGH YEAR END</b>	<b>VARIANCE TO ADJUSTED BUDGET POSITIVE/ (NEGATIVE)</b>
<b>REVENUES</b>						
Operating Revenues	\$ 15,486,348	\$ 15,486,348	\$ 5,889,410	38.03%	\$ 15,586,348	\$ 100,000
Non-Operating Revenues						
Investment Income	34,000	34,000	31,732	93.33%	34,000	-
Operating Transfers from Other Funds	109,047	109,047	-	0.00%	109,047	-
Total Non-Operating Revenues	143,047	143,047	31,732	22.18%	143,047	-
<b>TOTAL REVENUES</b>	<b>\$ 15,629,395</b>	<b>\$ 15,629,395</b>	<b>\$ 5,921,142</b>	<b>37.88%</b>	<b>\$ 15,729,395</b>	<b>\$ 100,000</b>
Expenditures						
Personnel Services	\$ 8,013,605	\$ 8,001,746	\$ 1,949,145	24.36%	\$ 8,001,746	\$ -
Operating Expenditures	2,232,624	2,785,755	361,632	12.98%	2,460,604	325,151
Non-Departmental Administration	883,708	883,708	220,927	25.00%	883,708	-
Capital Outlay	165,836	251,676	4,000	1.59%	251,676	-
Operating Transfers to Other Funds	3,904,816	3,904,816	-	0.00%	3,904,816	-
<b>TOTAL EXPENDITURES</b>	<b>\$ 15,200,589</b>	<b>\$ 15,827,701</b>	<b>\$ 2,535,704</b>	<b>16.02%</b>	<b>\$ 15,502,550</b>	<b>\$ 325,151</b>
<b>NET REVENUES LESS EXPENDITURES</b>	<b>\$ 428,806</b>	<b>\$ (198,306)</b>	<b>\$ 3,385,438</b>		<b>\$ 226,845</b>	
<b>To/(From) Fund Balance</b>						
					Overall Budget Variance	<u>\$ 425,151</u>

**CITY OF DURHAM, NORTH CAROLINA**

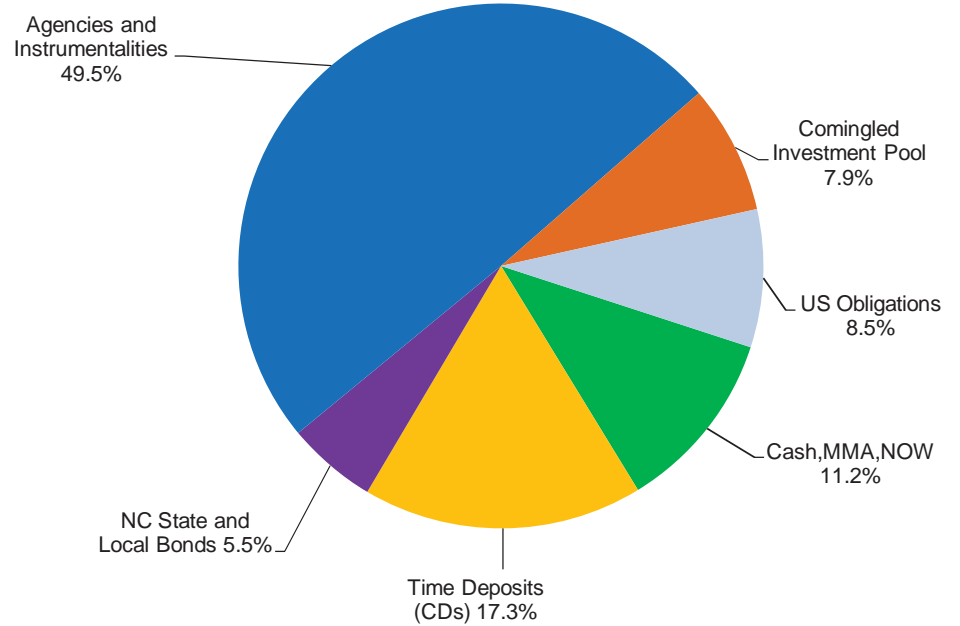
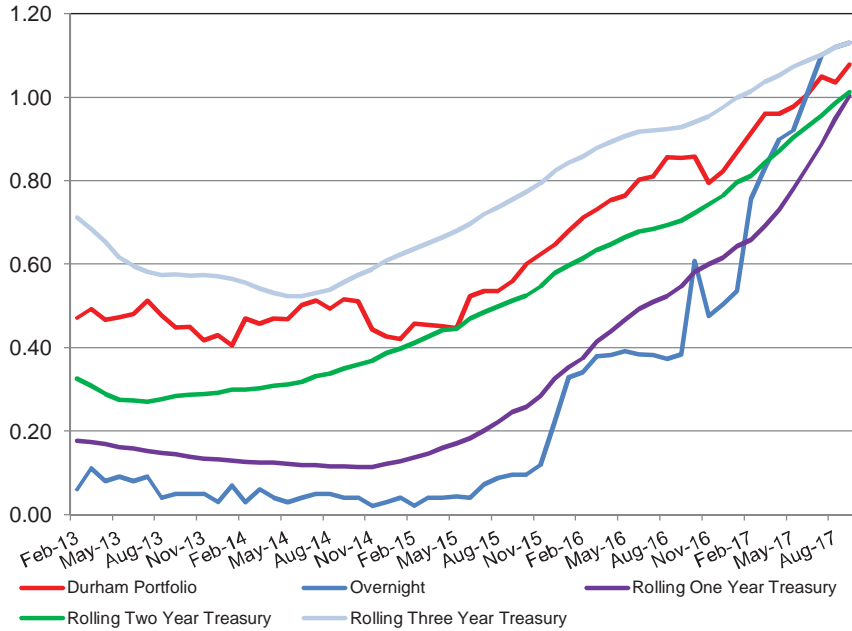
Exhibit 2

Performing Arts Center Fund Revenues & Expenditures

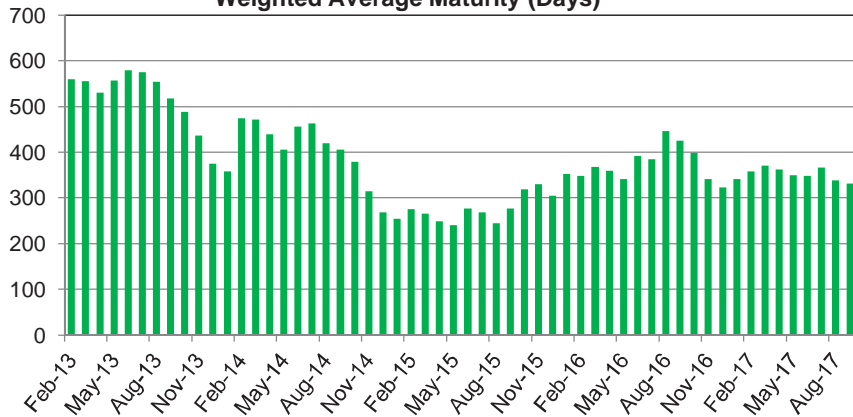
Quarter Ending September 30, 2017

	<b>FY 2018 ADOPTED BUDGET</b>	<b>FY 2018 ADJUSTED BUDGET</b>	<b>ACTIVITY THROUGH SEPTEMBER 2017</b>	<b>PERCENT OF BUDGET TO DATE</b>	<b>PROJECTION THROUGH YEAR END</b>	<b>VARIANCE TO ADJUSTED BUDGET POSITIVE/ (NEGATIVE)</b>
<b>REVENUES</b>						
Operating Revenues	\$ 1,459,057	\$ 1,459,057	\$ -	0.00%	\$ 1,459,057	\$ -
Non-Operating Revenues						
Taxes	1,400,000	1,400,000	486,788	34.77%	1,400,000	-
Naming rights	550,000	550,000	-	0.00%	550,000	-
Ticket facility fee	570,000	570,000	51,846	9.10%	570,000	-
Investment Income	27,382	27,382	13,310	48.61%	27,382	-
Total Non-Operating Revenues	2,547,382	2,547,382	551,945	21.67%	2,547,382	-
<b>TOTAL REVENUES</b>	<b>\$ 4,006,439</b>	<b>\$ 4,006,439</b>	<b>\$ 551,945</b>	<b>13.78%</b>	<b>\$ 4,006,439</b>	<b>\$ -</b>
<b>EXPENDITURES</b>						
Operating Expenditures	\$ 2,808,678	\$ 2,823,378	\$ 250,181	8.86%	\$ 2,823,378	\$ -
Capital Outlay	255,000	1,516,973	550,873	36.31%	1,516,973	0
Debt Service Principal and Interest	2,231,460	2,231,460	-	0.00%	2,231,460	-
<b>TOTAL EXPENDITURES</b>	<b>\$ 5,295,138</b>	<b>\$ 6,571,811</b>	<b>\$ 801,054</b>	<b>12.19%</b>	<b>\$ 6,571,811</b>	<b>\$ 0</b>
<b>NET REVENUES LESS EXPENDITURES</b>	<b>\$ (1,288,699)</b>	<b>\$ (2,565,372)</b>	<b>\$ (249,109)</b>		<b>\$ (2,565,372)</b>	
<b>To/(From) Fund Balance</b>						
					Overall Budget Variance	<b>\$ 0</b>

Portfolio Performance %



Weighted Average Maturity (Days)



Investment Parameters	Maximum %	Actual	% of Portfolio	Status
Cash, MMA, NOW		\$ 35,844,205	11.2%	
Time Deposits (CDs)	90%	55,000,000	17.3%	Pass
Bankers Acceptances	25%/5%	-	0.0%	Pass
US Obligations	90%	27,102,244	8.5%	Pass
Commercial Paper	25%/5%	-	0.0%	Pass
NC State and Local Bonds	75%	17,662,185	5.5%	Pass
Agencies and Instrumentalities	90%	157,919,270	49.5%	Pass
LGC Certified MMF	100%	-	0.0%	Pass
Comingled Investment Pool	100%	25,249,078	7.9%	Pass
Repurchase Agreements	25%	-	0.0%	Pass
Mortgage-backed Obligation	25%/10%	-	0.0%	Pass
Callable Securities	50%	-	0.0%	Pass
<b>Total</b>		<b>\$ 318,776,981</b>	<b>100%</b>	

**CITY OF DURHAM - PAYMENTS MADE FOR LIABILITY CLAIMS****Exhibit 4****Payments Made During Period 7/1/17 - 9/30/17**

<u>Incident Date</u>	<u>Claim Number</u>	<u>Claimant</u>	<u>Amount</u>
12/14/2015	0571-AL-16-0500108-001	Ballesteros, Carlos	\$125.00
07/05/2016	0571-AL-17-0500005-001	Battle Jr., Leonard	\$125.00
07/14/2016	0571-AL-17-0500038-001	Peace-Tinnin, Delois D	\$105.00
12/06/2016	0571-AL-17-0500121-001	Graham, Oscar	\$696.60
02/23/2017	0571-AL-17-0500165-003	Hernandez Rodriguez, Daniela M	\$3,494.35
04/13/2017	0571-AL-17-0500225-001	Energy, Duke	\$3,803.88
04/13/2017	0571-AL-17-0500225-003	Padre Auto Sales, El	\$3,980.47
04/06/2017	0571-AL-17-0500231-001	Electrical, LLC, Vision	\$420.24
04/28/2017	0571-AL-17-0500240-001	Kelly, Cecelia	\$588.30
05/16/2017	0571-AL-17-0500249-001	Bryant, Ashley	\$1,030.38
05/18/2017	0571-AL-17-0500260-001	Katzenmeyer, Paige	\$732.00
06/06/2017	0571-AL-17-0500265-001	Dargan, Janice	\$958.92
06/16/2017	0571-AL-17-0500276-001	Foltz, Anna	\$1,490.08
06/02/2017	0571-AL-17-0500283-001	Hobbs, James	\$405.00
06/30/2017	0571-AL-17-0500289-001	Phillips, Cameron	\$1,883.68
07/04/2017	0571-AL-18-0500003-001	Sanchez, Joel	\$100.00
07/21/2017	0571-AL-18-0500010-001	Kilmon, William	\$1,109.77
07/24/2017	0571-AL-18-0500015-001	Baptist, Lee	\$1,522.25
08/08/2017	0571-AL-18-0500018-001	Best, Evorn	\$3,696.66
07/28/2017	0571-AL-18-0500019-001	Cruz Perez and Natalia Zapote Cruz, Maria	\$1,553.71

09/09/2017	0571-AL-18-0500050-001	Morris, James	\$4,147.38
<b>Auto Liability Subtotal:</b>			<b>\$31,968.67</b>
<b><u>Incident Date</u></b>	<b><u>Claim Number</u></b>	<b><u>Claimant</u></b>	<b><u>Amount</u></b>
05/23/2011	0571-GL-11-0500688-001	Carbrera, Imer R	\$6,732.47
09/21/2011	0571-GL-12-0500800-001	Washington, Frankie	\$3,257.00
09/28/2013	0571-GL-14-0500738-001	Hill, John	\$381.89
05/31/2015	0571-GL-15-0500493-001	BAP, of Durham	\$7,100.00
11/02/2016	0571-GL-17-0500139-001	Lynch, John M	\$3,225.00
05/16/2017	0571-GL-17-0500257-001	Cooke, Tim	\$1,089.55
06/18/2017	0571-GL-17-0500274-001	Williams, Joyce	\$4,266.67
05/21/2017	0571-GL-17-0500275-001	Williams, Morticia	\$1,654.74
06/22/2017	0571-GL-17-0500288-001	Waters, Sharon	\$145.87
06/06/2017	0571-GL-17-0500292-001	Hall, Alexander	\$734.81
11/21/1991	0571-GL-17-0500293-001	Howard, Darryl	\$7,171.50
07/06/2017	0571-GL-18-0500001-001	Wiley, Hershel	\$1,153.02
<b>General Liability Subtotal:</b>			<b>\$81,010.96</b>
<b>Total Payments for the Quarter</b>			<b>\$112,979.63</b>

1st Quarter	Type of Contract													Total
	Service	Prof. Serv	Living Wage	CMAR	Const.	Real Estate Sale/Purchase	Inter-Gov't	Other	Purchase	Amendment/Change Orders	Lease	Non-City Agency	Grant	
Budget							1	2					1	4
City Attorney														0
City Clerk														0
City Manager	1						2	1		2				6
Community Development	3				5		1	1		7			1	18
Economic Development	1							6		4				11
Emergency Communications								1						1
EOEA														0
Finance								1						1
Fire														0
Fleet														0
Gen Services	5	2			8			6		22				43
Human Resources	2							2						4
Inspections														0
Internal Audit														0
Neighborhood Improvement	3													3
Parks & Recreation	80									1				81
Planning														0
Police	6	1					1	4		2			1	15
Public Affairs	1													1
Public Works	1	3			4		1	29	2	5				45
Solid Waste														0
Tech Solutions	1									1				2
Transportation		3			1		3	17	1	1			2	28
Water Mgmt		3			2		1			12				18
<b>Total 1st Qtr</b>	<b>104</b>	<b>12</b>	<b>0</b>	<b>0</b>	<b>20</b>	<b>0</b>	<b>10</b>	<b>70</b>	<b>3</b>	<b>57</b>	<b>0</b>	<b>0</b>	<b>5</b>	<b>281</b>









**CITY OF DURHAM, NORTH CAROLINA**

## Impact Fees Revenues and Expenditures

Quarter Ending September 30, 2017

Zone	6/30/2017 Account Balance	FY2018				
		9/30/2017 Account Balance	9/30/2017 Funds obligated to CIP Projects*	Q1 9/30/2017 Funds Available	Projected Revenue to 6/30/2018	Projected Funds Available 9/30/2017
<b>Streets</b>						
Zone 1	1,666	1,670	-	1,670	9,996	11,666
Zone 2	2,727,114	2,733,690	-	2,733,690	5,425	2,739,115
Zone 3	1,942,789	1,947,473	-	1,947,473	10,316	1,957,789
Zone 4	7,701,383	8,597,475	3,306,900	5,290,575	2,987,939	8,278,514
Zone 5	4,194,161	4,339,042	-	4,339,042	443,740	4,782,782
Zone 6	1,020,985	1,023,737	-	1,023,737	10,719	1,034,456
<b>Parks and Recreation</b>						
Zone 1	754,113	881,884	-	881,884	385,200	1,267,084
Zone 2	1,529,313	1,658,451	-	1,658,451	391,248	2,049,699
Zone 3	409,557	456,258	422,000	34,258	141,160	175,418
<b>Open Space</b>						
Zone 1	479,467	546,625	-	546,625	202,666	749,291
Zone 2	743,590	810,690	-	810,690	203,167	1,013,857
Zone 3	187,030	211,360	-	211,360	73,474	284,834
	21,691,168	23,208,355	3,728,900	19,479,455	4,865,050	24,344,505

\*Obligated Funds represent amounts allocated but not yet transferred to the projects.

**City of Durham, North Carolina**  
**Planned Debt Issuance as of September 30, 2017**

As part of the annual budget process, the City Council approved a number of projects in the 2018-2022 Capital Improvement Plan and had previously approved other capital projects in the prior year's CIP. The City is in the process of issuing Limited Obligation Bonds (LOBs) to fund new projects and refinance existing debt. The LOBs will be issued in two series: Series 2018A will be approximately \$32,500,000.00 (taxable) and will fund the new downtown parking deck and other parking-related projects approved in the CIP. Series 2018B will be approximately \$39,600,000.00 (tax-exempt) and will refund the outstanding Series 2010B LOBs and Series 2010B General Obligation Bonds (GOs) maturing after 2020. The City expects to obtain Local Government Commission (LGC) approval at their December 5, 2017 meeting and that the bonds will be sold on January 10, 2018.

Additionally, staff continues to evaluate refinancing options and will consider these items as they become economically viable.

**Reimbursement Resolutions**

At the August 2<sup>nd</sup>, 2010, City Council meeting, Council adopted a resolution delegating authority to approve individual Reimbursement Resolutions to the Finance Director. This delegation of authority included the requirement to report to Council on a quarterly basis about declarations of intent to reimburse itself. Pursuant to this requirement, during the current quarter of FY2017-18, the Finance Director did adopt a reimbursement resolution.

**CITY OF DURHAM, NORTH CAROLINA**

Exhibit 8

Donations

For the Quarter Ending September 2017

Parks and Recreation Department

USTA	\$	500
Foundation for the Carolinas		<u>2,399</u>
		2,899

Water into trees		<u>633</u>
<b>Total</b>	\$	<u><u>3,532</u></u>

**Capital Improvements Program - Projects Listing  
September 30, 2017 Quarterly Report  
FY 2018 -- First Quarter**

Exhibit 9

<b>Culture &amp; Recreation</b>					
<b>Projects</b>	<b>Financial Summary</b>			<b>Project Status</b>	
<b>Project Title</b>	<b>Authorized Budget</b>	<b>Expenditures/ Encumbrances</b>	<b>Available Balance</b>	<b>Latest Project Status Reports</b>	<b>Stoplight</b>
<b>Aquatic Updates (Pools) - Dehumidifier Units</b>	\$1,583,600.00	\$1,549,867.00	\$33,733.00	(Oct/02/2017) <b>Project Phase:</b> Construction/Installation <b>Percent of Current Phase Complete:</b> 90% <b>Major Activities This Period:</b> Campus Hills Pool: The contractor has replaced the pool lighting with new LED, painted the ceiling, replaced ductwork, and installed new HVAC units outside the building. The final testing of the systems is in process. The pool closed on May 12, 2017 for pump replacement and other work, and will re-open mid-October, 2017. <b>Expected Date of Substantial Completion:</b> (qtr/year) 2/2018	<b>Green</b>
<b>Aquatics Upgrades - City-Wide Master Plan</b>	\$120,000.00	\$117,500.00	\$2,500.00	(Oct/04/2017) <b>Project Phase:</b> Planning <b>Percent of Current Phase Complete:</b> 100% <b>Major Activities This Period:</b> Project Complete. A final Master Plan was delivered to DPR and presented to City Council in August. <b>Expected Date of Substantial Completion:</b> (qtr/year) 2/2018	<b>Green</b>
<b>Athletic Court Renovations</b>	\$2,675,460.00	\$2,171,936.00	\$503,524.00	(Oct/12/2017) <b>Project Phase:</b> Other <b>Percent of Current Phase Complete:</b> 90% <b>Major Activities This Period:</b> The tennis courts at Garrett Road Park are under construction. The project will be complete in October 2017. The tennis courts at Morreene Road Park are in the planning and design phase. Expected Date of Current Phase Completion: (qtr/year) 2/2018 <b>Other Comments:</b> This project is comprised of multiple projects at various locations. Prior locations completed Rock Quarry (8 Tennis courts), Southern	<b>Green</b>

**Capital Improvements Program - Projects Listing  
September 30, 2017 Quarterly Report  
FY 2018 -- First Quarter**

**Exhibit 9**

				Boundaries (8 Tennis courts), Elmira (2 BB Courts); CR Woods (2 BB Courts) Elmira (8 Tennis Courts); Whippoorwill (8 Tennis Courts), East Durham (1 BB court), East End (2 BB courts), Lyon (2 BB courts), Forest Hills (4 Tennis courts) and Sherwood Park (2 basketball and 3 futsal courts). <b>Expected Date of Substantial Completion:</b> (qtr/year) 1/2018	
<b>ATT Parking Lot at Scott King Road</b>	\$203,100.00	\$49,540.00	\$156,560.00	(Oct/13/2017) <b>Project Phase:</b> Bid <b>Percent of Current Phase Complete:</b> 98% <b>Major Activities This Period:</b> After the project was re-bid a second time to paving/parking lot construction contractors the project team value managed the scope and requested additional funds. Additional funding has been recommended and rebidding to occur. <b>Expected Date of Substantial Completion:</b> (qtr/year) 2/2018	<b>Green</b>
<b>Campus Hills Baseball Field Lighting Project</b>	\$250,000.00	\$0.00	\$250,000.00	(Oct/13/2017) <b>Project Phase:</b> Planning <b>Percent of Current Phase Complete:</b> 20% <b>Major Activities This Period:</b> A preliminary site assessment has been performed of the site. Next, an evaluation of the baseball field, an irrigation system, fencing repairs and lighting improvements will be performed to determine the budget and priority of scope items. <b>Expected Date of Substantial Completion:</b> (qtr/year) 2/2018	<b>Green</b>
<b>Campus Hills Recreation Center Roof Replacement</b>	\$250,000.00	\$163,522.00	\$86,478.00	(Oct/03/2017) <b>Project Phase:</b> Bid <b>Percent of Current Phase Complete:</b> 95% <b>Major Activities This Period:</b> PM received bids for project work. The lowest responsive/responsible bidders' contract was approved and signed by the City Manager. <b>Expected Date of Substantial Completion:</b> (qtr/year) 1/2018	<b>Green</b>



**Capital Improvements Program - Projects Listing  
September 30, 2017 Quarterly Report  
FY 2018 -- First Quarter**

**Exhibit 9**

<b>Crest St. Park (Baseball Field Lights)</b>	\$235,000.00	\$9,400.00	\$225,600.00	(Oct/13/2017) <b>Project Phase:</b> Construction/Installation <b>Percent of Current Phase Complete:</b> 80% <b>Major Activities This Period:</b> The Vendor has installed the ball field lights and is now waiting on Duke Energy to extend service line to the panel boxes. Duke Energy has provided approval of the light locations given the proximity to the existing overhead lines. It was also determined that the project team would pursue relocating the outfield light pole farther from home plate to maximize the field size. <b>Expected Date of Substantial Completion:</b> (qtr/year) 4/2018	<b>Green</b> Project is planned after baseball season.
<b>DPR Restroom Long Meadow Park</b>	\$250,000.00	\$53,631.00	\$196,369.00	(Oct/12/2017) <b>Project Phase:</b> Design <b>Percent of Current Phase Complete:</b> 32% <b>Major Activities This Period:</b> A minor special use permit has been approved by the Board of Adjustment. The Site Plan and Floodplain Development Permit drawings are under review with the planning department. Expected Date of Current Phase Completion: (qtr/year) 4/2018 <b>Other Comments:</b> <b>Expected Date of Substantial Completion:</b> (qtr/year) 1/2018	<b>Green</b>
<b>Edgemont Park - Playground Equipment</b>	\$200,000.00	\$133,964.00	\$66,036.00	(Oct/13/2017) <b>Project Phase:</b> Construction/Installation <b>Percent of Current Phase Complete:</b> 50% <b>Major Activities This Period:</b> Staff purchased the equipment from the manufacturer. The equipment is being manufactured. <b>Expected Date of Substantial Completion:</b> (qtr/year) unknown <b>Other Comments:</b> Installation date for the equipment and other items set for November.	<b>Green</b>

**Capital Improvements Program - Projects Listing  
September 30, 2017 Quarterly Report  
FY 2018 -- First Quarter**

**Exhibit 9**

<b>Future Trails (Priority Greenways)</b>	\$850,000.00	\$0.00	\$850,000.00	(Oct/24/2017) <b>Project Phase:</b> Planning <b>Percent of Current Phase Complete:</b> 40% <b>Major Activities This Period:</b> R Kelley Bryant Bridge South-Municipal Agreement Approved-proceed to Engineering RFQ Durham Beltline Trail-Municipal Agreement Approved-Complete Master Plan and proceed to Engineering RFQ R Kelley Bryant Bridge North-Estimate and schedule completed-proceed to Municipal Agreement Third Fork Creek Extension- Estimate and schedule completed-proceed to Municipal Agreement <b>Phase Completion:</b> (qtr/year) 3/18	<b>Green</b>
<b>Lyon Park Restroom Project</b>	\$735,494.00	\$549,662.00	\$185,832.00	(Oct/13/2017) <b>Project Phase:</b> Planning <b>Percent of Current Phase Complete:</b> 0% <b>Major Activities This Period:</b> This project has been funded for a renovation and will begin the design phase in the second quarter. Anticipated completion-12/2019 <b>Expected Date of Substantial Completion:</b> (qtr/year) 2/2018	<b>Green</b>
<b>Public Art Fund</b>	\$145,000.00	\$20,958.00	\$124,042.00	(Oct/20/2017) <b>Project Phase:</b> Other <b>Percent of Current Phase Complete:</b> 10% <b>Major Activities This Period:</b> The Fence Durham was installed in August 2017. The Utility Box Art Project with the Durham Youthworks Program was completed in August 2017. The RFQ for Public Art at the new mixed-use Parking Garage was releases in September 2017. The RFQ for Public Art at the Liberty Warehouse wall at Durham Central Park was released in September. <b>Expected Date of Substantial Completion:</b> (qtr/year) 4/2018	<b>Green</b>

**Capital Improvements Program - Projects Listing  
September 30, 2017 Quarterly Report  
FY 2018 -- First Quarter**

**Exhibit 9**

<b>R. Kelly Bryant Bridge South Trail</b>	\$2,324,500.00	\$50,000.00	\$2,274,500.00	(Oct/13/2017) <b>Project Phase:</b> Other <b>Percent of Current Phase Complete:</b> 100% <b>Major Activities This Period:</b> A Municipal Agreement between NCDOT and the City of Durham was approved by City Council on 9/5/17. This agreement establishes Transportation Alternative Program federal grant in the amount of \$1,767,000 for project design and construction. The grant is administered by NCDOT. The signed agreement was sent to NCDOT for execution. Once executed, the City can request Funding Authorization from NCDOT and advertise the project for professional engineering design services. <b>Expected Date of Substantial Completion:</b> (qtr/year) 1/2018	<b>Green</b>
<b>Twin Lakes Park Upgrades (Feasibility Study)</b>	\$625,000.00	\$625,241.00	(\$241.00)	(Oct/08/2017) <b>Project Phase:</b> Planning <b>Percent of Current Phase Complete:</b> 45% <b>Major Activities This Period:</b> The user group, the design team and staff have been working to finalize the program scope and fees of the consultant's proposal. In addition, the project team is determining the services to be included with the study and adjacent property to consider. <b>Expected Date of Substantial Completion:</b> (qtr/year) 2/2018	<b>Green</b>
<b>West Ellerbee Creek Trail - Phase II</b>	\$2,898,949.00	\$2,845,315.00	\$53,634.00	(Oct/13/2017) <b>Project Phase:</b> Construction/Installation <b>Percent of Current Phase Complete:</b> 50% <b>Major Activities This Period:</b> Construction on Phase II of the West Ellerbee Creek Trail is 50% complete. Fred Smith Company and their subcontractors have been working 6 days a week to make up for summer rain delays. Progress is ahead of schedule and the project is anticipated to be complete some time before the original completion date of 2/18/18. <b>Expected Date of Substantial</b>	<b>Green</b>

**Capital Improvements Program - Projects Listing**  
**September 30, 2017 Quarterly Report**  
**FY 2018 -- First Quarter**

**Exhibit 9**

				<b>Completion:</b> (qtr/year) 1/2018	
<b>West Point on the Eno</b>	\$252,696.00	\$185,932.00	\$66,764.00	(Oct/13/2017) <b>Project Phase:</b> Other <b>Percent of Current Phase Complete:</b> 100% <b>Major Activities This Period:</b> 1) The final Basis of Design Report was submitted by the consultant on 7/25. 2) A letter from the State Historic Preservation Office stating their preliminary approval of concept architectural plans at West Point on the Eno buildings was received on July 25. The design project is funded through the Schematic Design Phase. <b>Expected Date of Substantial Completion:</b> (qtr/year) 1/2018	<b>Green</b>
<b>Total for Culture &amp; Recreation</b>	<b>\$13,598,799.00</b>	<b>\$8,526,468.00</b>	<b>\$5,072,331.00</b>		
<b>Downtown Revitalization</b>					
<b>Projects</b>	<b>Financial Summary</b>			<b>Project Status</b>	
<b>Project Title</b>	<b>Authorized Budget</b>	<b>Expenditures/ Encumbrances</b>	<b>Available Balance</b>	<b>Latest Project Status Reports</b>	<b>Stoplight</b>
<b>Brick Paver Repairs</b>	\$250,000.00	\$0.00	\$250,000.00	(Oct/10/2017) <b>Project Phase:</b> Construction/Installation <b>Percent of Current Phase Complete:</b> 0% <b>Major Activities This Period:</b> Bidding is underway for contract ST-266. The projects purpose is to repair brick paver locations in the Downtown area. <b>Expected Date of Substantial Completion:</b> (qtr/year) 3/2017 <b>Other Comments:</b> This project will repair brick paver sidewalk in various locations in the Downtown area.	<b>Green</b>
<b>Total for Downtown Revitalization</b>	<b>\$250,000.00</b>	<b>\$0.00</b>	<b>\$250,000.00</b>		

**Capital Improvements Program - Projects Listing  
September 30, 2017 Quarterly Report  
FY 2018 -- First Quarter**

Exhibit 9

<b>General Services</b>					
<b>Projects</b>	<b>Financial Summary</b>			<b>Project Status</b>	
<b>Project Title</b>	<b>Authorized Budget</b>	<b>Expenditures/ Encumbrances</b>	<b>Available Balance</b>	<b>Latest Project Status Reports</b>	<b>Stoplight</b>
<b>Cemeteries Upgrade</b>	\$2,746,451.00	\$2,708,949.00	\$37,502.00	(Oct/17/2017) <b>Project Phase:</b> Construction/Installation <b>Percent of Current Phase Complete:</b> 20% <b>Major Activities This Period:</b> 1)Demolition, new walls and paint complete in Office Building. 2) Clearing and grubbing for Maintenance building foundation complete. Foundation excavation in process. 3) Clearing for detention pond complete. 4) Utility trenching complete. 5) Clearing complete for new masonry entry gates. Foundation excavation in process. <b>Expected Date of Substantial Completion:</b> (qtr/year) 4/2018	<b>Green</b>
<b>City-Wide Security Upgrades</b>	\$1,170,270.00	\$857,927.00	\$312,343.00	(Oct/02/2017) <b>Project Phase:</b> Construction/Installation <b>Percent of Current Phase Complete:</b> 5% <b>Major Activities This Period:</b> Brady Integrated Security was selected bidder and has begun rough-in electrical work ahead of new security equipment installation. Elert & Associates has begun preliminary design work for City Hall phase of security upgrades with project bidding anticipated in early 2018. Security Strategic Plan was submitted 5/25/17. <b>Expected Date of Substantial Completion:</b> (qtr/year) 3/2018	<b>Green</b>
<b>Energy Management</b>	\$1,747,490.00	\$1,327,593.00	\$419,897.00	(Oct/02/2017) <b>Project Phase:</b> Planning <b>Percent of Current Phase Complete:</b> 75% <b>Major Activities This Period:</b> 1. City Hall- A contract for Retro-Commissioning of	<b>Green</b>

**Capital Improvements Program - Projects Listing  
September 30, 2017 Quarterly Report  
FY 2018 -- First Quarter**

**Exhibit 9**

				<p>the HVAC systems is in process. The systems will be evaluated and priorities and costs for replacement will be obtained. The HVAC Controls and LED Lighting work has been combined with other HVAC project work at City Hall and Annex to ensure a comprehensive solution.</p> <p>2. LED Upgrades - Duke Energy has provided quotes for new LED lights at Public Works on Martin Luther King, Jr. Blvd., Chapel Hill Street Parking Deck, and 2 recreation centers. A PO was issued for the Public Works Site, where significant electric savings will be realized!</p> <p><b>Expected Date of Substantial Completion:</b> (qtr/year) 3/2018</p>	
<b>Facilities and Operations Staff Fall Protection</b>	\$124,000.00	\$8,505.00	\$115,495.00	<p>(Oct/03/2017)  <b>Project Phase:</b> Bid  <b>Percent of Current Phase Complete:</b> 95%  <b>Major Activities This Period:</b>            PM received bids for project work.  <b>Expected Date of Substantial Completion:</b> (qtr/year) 1/2018</p>	<b>Green</b>
<b>General Fund Fleet Vehicles</b>	\$7,277,072.00	\$4,575,971.00	\$2,701,101.00	<p>(Oct/10/2017)  <b>Project Phase:</b> Other  <b>Percent of Current Phase Complete:</b> 5%  <b>Major Activities This Period:</b>            5% of purchases have PO's or have been received. Pending Council approval 80% will have PO's on 10/17/2017  <b>Expected Date of Substantial Completion:</b> (qtr/year) 1/2017</p>	<b>Green</b>
<b>New Sign &amp; Signal Shop</b>	\$4,954,662.00	\$4,641,111.00	\$313,551.00	<p>(Oct/13/2017)  <b>Project Phase:</b> Construction/Installation  <b>Percent of Current Phase Complete:</b> 30%  <b>Major Activities This Period:</b>            Construction is on-going. Major items completed include: masonry walls, Pole barn construction, Sprinkler system installation, underground plumbing, framing and slab replacement. Up and coming major items include HVAC, electrical, building skin</p>	<b>Green</b>

**Capital Improvements Program - Projects Listing  
September 30, 2017 Quarterly Report  
FY 2018 -- First Quarter**

**Exhibit 9**

				replacement, roof repair and site work. <b>Expected Date of Substantial Completion:</b> (qtr/year) 4/2018	
<b>Total for General Services</b>	<b>\$18,019,945.00</b>	<b>\$14,857,769.00</b>	<b>\$3,162,176.00</b>		
<b>Other Enterprise Funds</b>					
<b>Projects</b>	<b>Financial Summary</b>			<b>Project Status</b>	
<b>Project Title</b>	<b>Authorized Budget</b>	<b>Expenditures/Encumbrances</b>	<b>Available Balance</b>	<b>Latest Project Status Reports</b>	<b>Stoplight</b>
<b>Downtown Parking Garage (NEW)</b>	\$23,095,288.00	\$2,513,360.00	\$20,581,928.00	(Oct/04/2017) <b>Project Phase:</b> Design <b>Percent of Current Phase Complete:</b> 85% <b>Major Activities This Period:</b> Mid-August 2017 Construction Bidding GMP#1 Mid-August 2017 City Council approval for Construction GMP#1 October 2017 Begin Construction GMP#1 Mid October 2017: GMP#2 Construction Bidding November 2017: GMP#2 Bid Opening January/February 2019 Construction Complete <b>Expected Date of Substantial Completion:</b> (qtr/year) 2/2018	<b>Green</b>
<b>Parking Garages - Elevator Modernizations</b>	\$1,891,000.00	\$1,886,924.00	\$4,076.00	(Oct/02/2017) <b>Project Phase:</b> Construction/Installation <b>Percent of Current Phase Complete:</b> 50% <b>Major Activities This Period:</b> General Contractor CT Wilson is currently complete with the three elevators in the Durham Centre Parking Garage. Demolition work is underway with the Simplex(single elevator ) unit in the Corcoran Street Garage, with completion expected 11/17. The Chapel Hill Street Garage elevator is scheduled for completion 12/15/17; and the remaining two elevators in the Corcoran Street garage 1/18. <b>Expected Date of Substantial Completion:</b> (qtr/year) 3/2018	<b>Green</b>

**Capital Improvements Program - Projects Listing  
September 30, 2017 Quarterly Report  
FY 2018 -- First Quarter**

**Exhibit 9**

<b>Parking Security Upgrades/Enhancements</b>	\$500,000.00	\$0.00	\$500,000.00	(Oct/10/2017) <b>Project Phase:</b> Bid <b>Percent of Current Phase Complete:</b> 80% <b>Major Activities This Period:</b> The Purchasing Dept has advised staff that the security cameras can be procured by "Piggybacking" off of an existing NC State Contract. Transportation, Purchasing and City Attorney's Office staff members are collaborating on the purchase contract. <b>Expected Date of Substantial Completion:</b> (qtr/year) 3/2017	<b>Green</b>
<b>Transit Fleet Vehicles</b>	\$4,650,000.00	\$2,934,967.00	\$1,715,033.00	(Oct/12/2017) <b>Project Phase:</b> Other <b>Percent of Current Phase Complete:</b> 95% <b>Major Activities This Period:</b> The City Ordered six Buses and four paratransit vehicles out of funds budgeted. All buses and paratransit vehicles have been delivered. Still waiting on final invoices vendor related to new bus wraps. Once all invoices received and paid, will seek reimbursement from Go Triangle. Based upon agreement with GoTriangle, Transportation and Finance will coordinate payment reimbursement from GoTriangle. Funding is coming from 1/2 cent sales tax proceeds to cover the cost of these purchases. <b>Expected Date of Substantial Completion:</b> (qtr/year) 1/2018	<b>Green</b>
<b>Total for Other Enterprise Funds</b>	<b>\$30,136,288.00</b>	<b>\$7,335,251.00</b>	<b>\$22,801,037.00</b>		
<b>Public Protection</b>					
<b>Projects</b>	<b>Financial Summary</b>			<b>Project Status</b>	
<b>Project Title</b>	<b>Authorized Budget</b>	<b>Expenditures/ Encumbrances</b>	<b>Available Balance</b>	<b>Latest Project Status Reports</b>	<b>Stoplight</b>
<b>DPD Firing Range Restroom Facility</b>	\$258,581.00	\$0.00	\$258,581.00	(Oct/02/2017) <b>Project Phase:</b> Planning <b>Percent of Current Phase Complete:</b> 50%	<b>Green</b>



**Capital Improvements Program - Projects Listing  
September 30, 2017 Quarterly Report  
FY 2018 -- First Quarter**

**Exhibit 9**

				<p><b>Major Activities This Period:</b> General Services working to complete Project Planning and Design in-house to acquire Professional Design services for mechanical, plumbing, electrical and civil. Architectural and Structural design services will be completed in-house.</p> <p><b>Expected Date of Substantial Completion:</b> (qtr/year) 2/2018</p>	
<b>Fire Admin Building Updates - Roof, Env &amp; HVAC</b>	\$1,030,000.00	\$975,475.00	\$54,2525.00	<p>(Oct/02/2017) <b>Project Phase:</b> Construction/Installation <b>Percent of Current Phase Complete:</b> 75% <b>Major Activities This Period:</b> Riggs-Harrod Builders has completed exterior soffit, fascia, new lobby casework and lower roof replacement work. Upper roof and skylights and water heater installation remain with completion anticipated late 2017.</p> <p><b>Expected Date of Substantial Completion:</b> (qtr/year) 2/2018</p>	<b>Green</b>
<b>Fire Station #1 Upgrade</b>	\$553,523.00	\$383,373.00	\$170,150.00	<p>(Oct/02/2017) <b>Project Phase:</b> Construction/Installation <b>Percent of Current Phase Complete:</b> 95% <b>Major Activities This Period:</b> Installation of new HVAC air handling units and controls is complete along with interior sewer line replacement. Quotes have been received for new kitchen casework replacement to be completed with remaining CIP funds.</p> <p><b>Expected Date of Substantial Completion:</b> (qtr/year) 1/2018</p>	<b>Green</b>
<b>Fire Station #17</b>	\$5,400,000.00	\$5,049,643.00	\$350,357.00	<p>(Oct/02/2017) <b>Project Phase:</b> Construction/Installation <b>Percent of Current Phase Complete:</b> 5% <b>Major Activities This Period:</b> Site clearing and grading is complete and building foundation work is underway. Underground utility work about to begin.</p> <p><b>Expected Date of Substantial</b></p>	<b>Green</b>

**Capital Improvements Program - Projects Listing  
September 30, 2017 Quarterly Report  
FY 2018 -- First Quarter**

**Exhibit 9**

				<b>Completion:</b> (qtr/year) 4/2018	
<b>Fire Station #18</b>	\$1,000,000.00	\$5,450.00	\$994,550.00	<p>(Oct/10/2017)  <b>Project Phase:</b> Land/ROW Acquisition  <b>Percent of Current Phase Complete:</b> 99%  <b>Major Activities This Period:</b>  The indemnification language in the land purchase agreement is being modified for sanitary sewer acceptance. Closing is anticipated by November 2017. Design and construction funds are identified in long term CIP.  <b>Expected Date of Substantial Completion:</b> (qtr/year) 2/2018  <b>Other Comments:</b>  A suitable site was identified near the Fire Department's target area of the intersection of Herndon Road and Stinhurst Drive.</p>	<b>Green</b>
<b>Police HQ Replacement &amp; Annex</b>	\$71,909,000.00	\$61,669,048.00	\$10,239,952.00	<p>(Oct/10/2017)  <b>Project Phase:</b> Construction/Installation  <b>Percent of Current Phase Complete:</b> 60%  <b>Major Activities This Period:</b>  Exterior metal framing and sheathing continues. Air barrier installation continues. Installation of window frames began in mid-September and work continues. Roofing is substantially complete. Interior masonry is complete and exterior masonry of the building is underway at the service yard side of the building. The main switchgear in the electrical room was set. Conduit rough-ins continue throughout the building. VAVs are being installed along with ductwork. Testing of ductwork, plumbing piping, and hot water piping is underway, and successful tests allowed for the start of insulation on these systems. The fire sprinkler contractor has mobilized to the site. Storm, sewer, and domestic water installations work is ongoing. In the Parking Deck, slab on grade is complete, and the mason has neared completion of the interior brick walls. Conduit for lighting and fire alarm continues throughout the deck. Condensate and storm drain piping continues to be run on the</p>	<b>Green</b>

**Capital Improvements Program - Projects Listing  
September 30, 2017 Quarterly Report  
FY 2018 -- First Quarter**

**Exhibit 9**

				lower level of the deck. <b>Expected Date of Substantial Completion:</b> (qtr/year) 4/2018	
<b>Public Safety Radio Replacement</b>	\$4,000,000.00	\$3,999,979.00	\$21.00	(Oct/04/2017) <b>Project Phase:</b> Completed <b>Percent of Current Phase Complete:</b> 100% <b>Major Activities This Period:</b> This is a multiyear project. Phase 2-FY18 purchase has been executed and we have received all of the equipment. This completes Phase 2-FY18. Will initiate Phase 3 in 1st qtr of FY19. <b>Expected Date of Substantial Completion:</b> (qtr/year) 1/2018	<b>Green</b>
<b>Total for Public Protection</b>	<b>\$84,151,104.00</b>	<b>\$72,082,968.00</b>	<b>\$12,068,136.00</b>		
<b>Solid Waste</b>					
<b>Projects</b>		<b>Financial Summary</b>		<b>Project Status</b>	
<b>Project Title</b>	<b>Authorized Budget</b>	<b>Expenditures / Encumbrances</b>	<b>Available Balance</b>	<b>Latest Project Status Reports</b>	
				<b>Stoplight</b>	
<b>Solid Waste Annex and Truck Wash Feasibility Study</b>	\$2,775,000.00	\$414,310.00	\$2,360,690.00	(Oct/10/2017) <b>Project Phase:</b> Design <b>Percent of Current Phase Complete:</b> 80% <b>Major Activities This Period:</b> The Construction Document phase is underway, with the 90% CD submittal is expected on 10/27/17. Final site plans for approval stamping were submitted on 10/9/17. Project to bid in December 2017. <b>Expected Date of Substantial Completion:</b> (qtr/year) 2/2018	<b>Green</b>
<b>Solid Waste Customer Convenience Ctr. Improvements</b>	\$154,000.00	\$0.00	\$154,000.00	(Oct/02/2017) <b>Project Phase:</b> Planning <b>Percent of Current Phase Complete:</b> 50% <b>Major Activities This Period:</b> This project will improve the breakroom for the	<b>Green</b>

**Capital Improvements Program - Projects Listing  
September 30, 2017 Quarterly Report  
FY 2018 -- First Quarter**

**Exhibit 9**

				employees at the Customer Convenience Center and Household Hazardous Waste Drop-off Site. Additionally, a new emergency eye-wash/shower will be added. RFQ advertising for architectural and engineering services was issued on September 29, 2017 to Local Durham Architects. <b>Expected Date of Substantial Completion:</b> (qtr/year) 2/2018	
<b>Solid Waste Fleet Vehicles</b>	\$5,431,543.00	\$3,964,804.00	\$1,466,739.00	(Oct/10/2017) <b>Project Phase:</b> Other <b>Percent of Current Phase Complete:</b> 25% <b>Major Activities This Period:</b> 85% of purchases are pending approval. <b>Expected Date of Substantial Completion:</b> (qtr/year) 1/2017	<b>Green</b>
<b>Total for Solid Waste</b>	<b>\$8,360,543.00</b>	<b>\$4,379,114.00</b>	<b>\$3,981,429.00</b>		
<b>Stormwater</b>					
<b>Projects</b>		<b>Financial Summary</b>		<b>Project Status</b>	
<b>Project Title</b>	<b>Authorized Budget</b>	<b>Expenditures/Encumbrances</b>	<b>Available Balance</b>	<b>Latest Project Status Reports</b>	
<b>Drainage Repair of City Owned Properties</b>	\$3,119,764.00	\$2,248,638.00	\$871,126.00	(Oct/11/2017) <b>Project Phase:</b> Other <b>Percent of Current Phase Complete:</b> 85% <b>Major Activities This Period:</b> Construction Contract SD-2013-01 Storm Drainage Repairs and Improvements – Project Manager – Dana Hornkohl – This construction project includes thirty-eight completed sites, seventeen of which are drainage improvements on City owned property (seven sites at Maplewood Cemetery, Third Fork Creek Trail, Red Maple Park, Long Meadow Park Pool, Campus Hills Park, Twin Lakes Park, Corcoran Street Parking Lot, Solite Park, Lyon Park, Sherwood Park, and the American Tobacco Trail). This contract is complete as of October 2017 and will be closed. This will be the final report on this contract. Professional Services Contract	<b>Green</b>

**Capital Improvements Program - Projects Listing  
September 30, 2017 Quarterly Report  
FY 2018 -- First Quarter**

**Exhibit 9**

				<p>SD-2013-03 Third Fork Creek Stream Restoration - Project Manager – Dana Hornkohl - This professional services contract includes the design, permitting, and construction documents for a stream restoration of Third Fork Creek south of Martin Luther King Junior Parkway. The project seeks to more permanently stabilize this reach of the stream to protect water quality and City infrastructure including a trail and sanitary sewer trunk lines. The construction contract, SD-2016-03 (see below), began construction in March 2017 and was substantially complete in September 2017. The consultant provided construction management services during construction. Outstanding tasks include project monitoring during the warranty period, submission of a Letter of Map Revision to the North Carolina State Floodplain Mapping Program, close out of the approved Floodplain Development Permit, and completion of a project construction video. Work should be completed by January 2018. Construction Contract SD-2013-04 Routine Ditching and Pipe Replacement – Project Manager – Dana Hornkohl – This construction project includes routine pipe replacement as well as grading of existing road side ditches. Work at three sites on City owned property has been completed. This contract is complete as of October 2017 and will be closed. This will be the final report on this contract. Services Contract SD-2014-01 Municipal Separate Storm Sewer System (MS4) Inspections - Project Manager - Dana Hornkohl - This contract involves the video inspection and evaluation of portions of the City's storm sewer system for condition, verification, and illicit discharge detection. Work at sixteen sites on City owned property has been completed. This contract is complete as of October 2017 and will be closed. This will be the final report on this contract. Construction Contract SD-2015-02 Trenchless Pipe Repair – Project Manager – Dana Hornkohl – This construction contract involves the repair of compromised storm drainage pipe utilizing cured-in-place pipe and soil stabilization using polyurethane injection at twelve sites. Construction at seven sites has been completed on City</p>	
--	--	--	--	---	--

**Capital Improvements Program - Projects Listing  
September 30, 2017 Quarterly Report  
FY 2018 -- First Quarter**

**Exhibit 9**

				<p>owned property. This contract is complete as of October 2017 and will be closed. This will be the final report on this contract. Construction Contract SD-2016-03 Third Fork Creek Stream Restoration - Project Manager – Dana Hornkohl - This construction contract is the result of the design prepared in contract SD-2013-03 (see above). A Notice to Proceed was issued in March 2017 and work was substantially complete as of September 2017. Woody plantings will be made in the late fall to insure their survival. Work should be completed by January 2018. Professional Services Contract SD-2017-02 Stormwater Infrastructure Inventory and Assessment for Parks, Trails, and Cemeteries – Project Manager – Dana Hornkohl – This professional services contract seeks to generate an inventory and assessment for stormwater infrastructure within all City parks, trails, and cemeteries. A request for qualifications was advertised on March 23, 2017 with submittals due in May 2017. The submittal review panel selected RK&amp;K who is the apparent successful firm. Staff has negotiated a scope and fee with the selected firm. An agenda item seeking authorization to execute the contract goes before City Council in November 2017. Work should begin in December 2017 and be completed by June 2018. Construction Contract SD-2017-04 Stormwater Infrastructure Improvements – Project Manager – Yi Wang – This construction project includes two sites, one of which is within City owned property. This contract was advertised via the Small Local Business Enterprise (SLBE) program in August 2017. The apparent successful bidder is White Oak Construction Corporation. The contract is currently being executed. A Notice to Proceed will be issued in October 2017. Construction is expected to take approximately three months.</p> <p><b>Expected Date of Substantial Completion:</b> (qtr/year) 4/2018</p> <p><b>Other Comments:</b> None.</p>	
<b>Floodplain</b>	\$771,000.00	\$165,526.00	\$605,474.00	(Oct/11/2017)	<b>Green</b>

**Capital Improvements Program - Projects Listing  
September 30, 2017 Quarterly Report  
FY 2018 -- First Quarter**

**Exhibit 9**

<p><b>Management</b></p>				<p><b>Project Phase:</b> Other  <b>Percent of Current Phase Complete:</b> 75%  <b>Major Activities This Period:</b>  Floodplain Mapping Modification – Project Manager – Graham Summerson – This project is a cooperative effort between the North Carolina State Floodplain Mapping Program and the City of Durham to update the National Flood Insurance Program (NFIP) Flood Insurance Rate Maps (FIRMs) for the City of Durham. The State is managing a consulting contract that is in the map release phase. The State and their consultant presented preliminary revised maps to the City in March 2015. A public meeting to answer questions about the revised maps was held in July 2016. The appeals process concluded in October 2016. A Letter of Final Determination is expected from the Federal Emergency Management Agency (FEMA) in November 2017 and the maps should be adopted by the City in 2018. Unified Hazard Mitigation Assistance Grant Program – Project Manager – Graham Summerson - Stormwater &amp; GIS Services Division staff participate on the Hazard Mitigation Planning Committee along with other City and County stakeholders. This committee is coordinated by Durham County Emergency Management. The mitigation plan includes a listing of properties that suffer from repetitive flood loss. The City applies to the Unified Hazard Mitigation Assistance Grant Program administered by the State on an annual basis and when the State presents non-routine grant opportunities (post disaster declarations, etc.). Eligible properties may receive grants for property acquisition and conversion to open space or elevation of structures above the floodplain. The Federal Government typically contributes 75% of the cost of the effort and the City is required to contribute 25% of the cost of the effort which can include in-kind services. The City received positive preliminary notification in March 2016 from the State and FEMA on the most recent application. Currently, the Federal Emergency Management Agency (FEMA) is working with the State Historic Preservation Office (SHPO) on</p>	
--------------------------	--	--	--	--	--

**Capital Improvements Program - Projects Listing  
September 30, 2017 Quarterly Report  
FY 2018 -- First Quarter**

**Exhibit 9**

				<p>concerns related to six properties included in the latest application. The City entered into a grant agreement for one of the properties in March 2017 to begin the process of elevation of the structure on the property. Staff continues to participate in the development of the annual hazard mitigation plan update.</p> <p><b>Expected Date of Substantial Completion:</b> (qtr/year) 4/2018</p> <p><b>Other Comments:</b> None.</p>	
<b>Private Property Drainage Projects</b>	\$4,132,670.00	\$2,562,670.00	\$1,570,000.00	<p>(Oct/11/2017)</p> <p><b>Project Phase:</b> Other</p> <p><b>Percent of Current Phase Complete:</b> 95%</p> <p><b>Major Activities This Period:</b> Construction Contract SD-2012-02 University Drive Culvert – Project Manager – Dana Hornkohl – This project involves providing assistance to a commercial property owner with a culvert system in poor condition. The North Carolina Department of Transportation (NCDOT) has evaluated the condition of their existing culvert immediately downstream and made the decision to replace the system. NCDOT has engaged a consultant to design the utility relocations for the replacement culvert which is on an expedited schedule. NCDOT has held two meetings to discuss the schedule for the expedited project primarily focused on rerouting existing water and sanitary sewer infrastructure in advance of the culvert replacement. Construction Contract SD-2013-01 Storm Drainage Repairs and Improvements – Project Manager – Dana Hornkohl – This construction project includes thirty-eight completed sites, seven of which are private drainage assistance projects located on private property. This contract is complete as of October 2017 and will be closed. This will be the final report on this contract. Services Contract SD-2014-01 Municipal Separate Storm Sewer System (MS4) Inspections - Project Manager - Dana Hornkohl - This contract involves the video inspection and evaluation of portions of the City's storm sewer system for condition, verification, and illicit discharge detection.</p>	<b>Green</b>



**Capital Improvements Program - Projects Listing  
September 30, 2017 Quarterly Report  
FY 2018 -- First Quarter**

**Exhibit 9**

				<p>Work at nine sites on private property has been completed. This contract is complete as of October 2017 and will be closed. This will be the final report on this contract. Construction Contract SD-2015-02 Trenchless Pipe Repair – Project Manager – Dana Hornkohl – This construction contract involves the repair of compromised storm drainage pipe utilizing cured-in-place pipe and soil stabilization using polyurethane injection at twelve sites. Construction at one site has been completed on private property. This contract is complete as of October 2017 and will be closed. This will be the final report on this contract. Services Contract SD-2017-03 Municipal Separate Storm Sewer System (MS4) Inspections - Project Manager – Greg Smith - This contract will replace contract SD-2014-01 listed above and involves the video inspection and evaluation of portions of the City's storm sewer system for condition, verification, and illicit discharge detection. Work at one site on private property has been completed. This contract will remain active until April 2019.</p> <p><b>Expected Date of Substantial Completion:</b> (qtr/year) 4/2019</p> <p><b>Other Comments:</b> None.</p>	
<b>Stormwater Fleet Vehicles</b>	\$714,816.00	\$390,982.00	\$323,834.00	<p>(Oct/10/2017)</p> <p><b>Project Phase:</b> Other</p> <p><b>Percent of Current Phase Complete:</b> 20%</p> <p><b>Major Activities This Period:</b> 60% of purchases are pending approval.</p> <p><b>Expected Date of Substantial Completion:</b> (qtr/year) 1/2017</p>	<b>Green</b>
<b>Stormwater Infrastructure &amp; BMP Improvements</b>	\$9,335,700.00	\$6,656,806.00	\$2,678,894.00	<p>(Oct/11/2017)</p> <p><b>Project Phase:</b> Other</p> <p><b>Percent of Current Phase Complete:</b> 80%</p> <p><b>Major Activities This Period:</b> Construction Contract SD-2013-01 Storm Drainage Repairs and Improvements – Project Manager – Dana Hornkohl – This construction project includes thirty-eight completed sites, fourteen of which are pipe</p>	<b>Green</b>

**Capital Improvements Program - Projects Listing  
September 30, 2017 Quarterly Report  
FY 2018 -- First Quarter**

**Exhibit 9**

				<p>replacements and intersection improvements within City maintained rights-of-way. This contract is complete as of October 2017 and will be closed. This will be the final report on this contract. Construction Contract SD-2013-04 Routine Ditching and Pipe Replacement – Project Manager – Dana Hornkohl – This construction project includes routine pipe replacement as well as grading of existing road side ditches. Work at five sites within City maintained rights-of-way has been completed. This contract is complete as of October 2017 and will be closed. This will be the final report on this contract. Services Contract SD-2014-01 Municipal Separate Storm Sewer System (MS4) Inspections - Project Manager - Dana Hornkohl - This contract involves the video inspection and evaluation of portions of the City's storm sewer system for condition, verification, and illicit discharge detection. Work at fourteen sites within City maintained rights-of-way has been completed. This contract is complete as of October 2017 and will be closed. This will be the final report on this contract. Construction Contract SD-2015-02 Trenchless Pipe Repair – Project Manager – Dana Hornkohl – This construction contract involves the repair of compromised storm drainage pipe utilizing cured-in-place pipe and soil stabilization using polyurethane injection at twelve sites. Construction at four sites has been completed within City maintained rights-of-way. This contract is complete as of October 2017 and will be closed. This will be the final report on this contract. Professional Services Contract SD-2017-01 On-Call Stormwater Professional Services – Project Manager – Dana Hornkohl – This professional services program provides routine on-call design and related work for typical stormwater infrastructure and stormwater quality projects. This program will last for three years with an option to extend the program for an additional year. At this time no Supplemental Services Agreements (SSAs) have been issued. It is expected that one SSA may be issued in the quarter to identify site locations for Stormwater Control Measures (SCMs). Services Contract SD-2017-03</p>	
--	--	--	--	---	--

**Capital Improvements Program - Projects Listing  
September 30, 2017 Quarterly Report  
FY 2018 -- First Quarter**

**Exhibit 9**

				<p>Municipal Separate Storm Sewer System (MS4) Inspections - Project Manager – Greg Smith - This contract will replace contract SD-2014-01 listed above and involves the video inspection and evaluation of portions of the City's storm sewer system for condition, verification, and illicit discharge detection. Work at one site within City maintained rights-of-way has been completed. This contract will remain active until April 2019. Construction Contract SD-2017-04 Stormwater Infrastructure Improvements – Project Manager – Yi Wang – This construction project includes two sites, one of which is within City maintained rights-of-way. This contract was advertised via the Small Local Business Enterprise (SLBE) program in August 2017. The apparent successful bidder is White Oak Construction Corporation. The contract is currently being executed. A Notice to Proceed will be issued in October 2017. Professional Services Contract SD-2017-01 &amp; SD-2017-02 Odyssey Drive and Alpine Road Culvert Replacements - Project Managers – Dana Hornkohl and Greg Smith – These are professional services contracts for the design, permitting and developing of construction documents for the replacement to two existing stormwater culverts along Odyssey Drive and Alpine Road. The City is seeking this assistance through the Small Local Business Enterprise (SLBE) program. A Request for Qualifications was advertised in September 2017. Submittals have been received and are being evaluated. Selections will be made in October 2017 and a Notice to Proceed should be issued in November 2017.</p> <p><b>Expected Date of Substantial Completion:</b> (qtr/year) 3/2020</p> <p><b>Other Comments:</b> None.</p>	
<b>Stormwater Retrofitting</b>	\$5,873,000.00	\$4,053,912.00	\$1,819,088.00	<p>(Oct/05/2017) <b>Project Phase:</b> Other <b>Percent of Current Phase Complete:</b> 28% <b>Major Activities This Period:</b> South Ellerbe Wetland and Stream Restoration Design</p>	<b>Green</b>

**Capital Improvements Program - Projects Listing  
September 30, 2017 Quarterly Report  
FY 2018 -- First Quarter**

**Exhibit 9**

				<p>Services 11% complete. A Public Information Session on July 27th, 2017 and a Design Workshop on September 27th, 2017 were held with over 50 attendees at each meeting. Two videos, a project factsheet, FAQ, and a meeting announcement outreach were developed and distributed including social media and the project website. Existing site conditions have been characterized. Bid documents for the building-only demolition services is under review. Small Scale Residential Stormwater Control Retrofits in Durham 59% complete. Field evaluations were completed for individuals that were in the neighborhood identified and selected using prioritization criteria and are interested in participating. Homeowner maintenance agreements signatures were obtained. The draft project manual and bid documents for the installation of the retrofits are under final review. The Algal Turf Scubber® (ATS) Technology Pilot study is 100% complete. <b>Expected Date of Substantial Completion:</b> (qtr/year) 4/2020</p>	
<b>Watershed Planning &amp; Implementation</b>	\$7,894,774.00	\$7,049,042.00	\$845,732.00	<p>(Oct/05/2017) <b>Project Phase:</b> Other <b>Percent of Current Phase Complete:</b> 59% <b>Major Activities This Period:</b> Eno River Watershed Plan Project (59% complete). Hydrologic and hydraulic modeling workshop with calibration results was held in July. Calibration of models is being finalized. Draft Watershed Assessment report was reviewed by the City. Final draft is being prepared. Preparation for second public meeting was started. Little Lick Creek Watershed Plan (100% complete). <b>Expected Date of Substantial Completion:</b> (qtr/year) 3/2018</p>	<b>Green</b>
<b>Total for Stormwater</b>	<b>\$31,841,724.00</b>	<b>\$23,127,576.00</b>	<b>\$8,714,148.00</b>		

**Transportation**

Projects	Financial Summary			Project Status	
Project Title	Authorized	Expenditures/	Available	Latest Project Status Reports	Stoplight

**Capital Improvements Program - Projects Listing  
September 30, 2017 Quarterly Report  
FY 2018 -- First Quarter**

**Exhibit 9**

	<b>Budget</b>	<b>Encumbrances</b>	<b>Balance</b>		
<b>Bicycle Facilities</b>	\$100,000.00	\$0.00	\$100,000.00	(Oct/10/2017) <b>Project Phase:</b> Planning <b>Percent of Current Phase Complete:</b> 0% <b>Major Activities This Period:</b> RFQ was issued for design services and 9 firms responded. Consultant selection is underway. <b>Expected Date of Substantial Completion:</b> (qtr/year) 4/2018	<b>Green</b>
<b>Bike Lanes CMAQ</b>	\$100,800.00	\$0.00	\$100,800.00	(Oct/10/2017) <b>Project Phase:</b> Planning <b>Percent of Current Phase Complete:</b> 0% <b>Major Activities This Period:</b> Design services for bike lane projects are in the process of being procured through the Bicycle Facilities CIP project. <b>Expected Date of Substantial Completion:</b> (qtr/year) 4/2018	<b>Green</b>
<b>Bike Share CMAQ</b>	\$150,000.00	\$0.00	\$150,000.00	(Oct/10/2017) <b>Project Phase:</b> Planning <b>Percent of Current Phase Complete:</b> 50% <b>Major Activities This Period:</b> A proposed amendment to the City Code to allow for the operation of dock less bike share has been submitted to City Council. This is a pilot project that will help inform if a dock system and additional public funding will be needed to deploy a bike share system in Durham in the future. <b>Expected Date of Substantial Completion:</b> (qtr/year) 2/2018	<b>Green</b>
<b>Bridge Repair</b>	\$515,000.00	\$0.00	\$515,000.00	(Oct/10/2017) <b>Project Phase:</b> Planning <b>Percent of Current Phase Complete:</b> 85% <b>Major Activities This Period:</b> Planning is underway for development of a bi-annual bridge report that will suggest preventative maintenance as well as fund maintenance activities. This is contract ST-288. <b>Expected Date of Substantial Completion:</b> (qtr/year)	<b>Green</b>

**Capital Improvements Program - Projects Listing  
September 30, 2017 Quarterly Report  
FY 2018 -- First Quarter**

**Exhibit 9**

				4/2017 <b>Other Comments:</b> This program will address bridge preventative maintenance, make bridge repairs, and remove one obsolete bridge.	
<b>Carver Street Extension</b>	\$8,597,000.00	\$8,533,675.00	\$63,325.00	(Oct/10/2017) <b>Project Phase:</b> Other <b>Percent of Current Phase Complete:</b> 45% <b>Major Activities This Period:</b> The grading and storm water pipe installation is nearing completion. <b>Expected Date of Substantial Completion:</b> (qtr/year) 2/2018 <b>Other Comments:</b> This project extends Carver Street in northeastern Durham from Danube Lane to Old Oxford Highway	<b>Green</b>
<b>Dirt/Petition Street Paving</b>	\$800,000.00	\$0.00	\$800,000.00	(Oct/10/2017) <b>Project Phase:</b> Land/ROW Acquisition <b>Percent of Current Phase Complete:</b> 10% <b>Major Activities This Period:</b> Acquisition for these streets is underway. Acquisition efforts will secure needed Right of Way and Easements to construct the project. This is contract ST-271. <b>Expected Date of Substantial Completion:</b> (qtr/year) unknown <b>Other Comments:</b> Funding of these projects are used to pave gravel or dirt streets. The projects have been ordered by City Council once a successful petition has been completed by the property owners, or have been ordered under City Councils Enabling Act Authority. Currently there are nine streets ordered by Council for paving.	<b>Green</b>
<b>Downtown Loop Bike Lane CMAQ</b>	\$65,625.00	\$0.00	\$65,625.00	(Oct/10/2017) <b>Project Phase:</b> Planning <b>Percent of Current Phase Complete:</b> 0% <b>Major Activities This Period:</b> Staff are pursuing options for federal and state funding for the Downtown Loop two-way conversion project. The Downtown Loop Bike Lane project is on hold pending	<b>Green</b>

**Capital Improvements Program - Projects Listing**  
**September 30, 2017 Quarterly Report**  
**FY 2018 -- First Quarter**

**Exhibit 9**

				the outcome of these options. <b>Expected Date of Substantial Completion:</b> (qtr/year) 4/2018	
<b>Duke Belt Line Trail</b>	\$9,077,700.00	\$262,533.00	\$8,815,167.00	(Oct/10/2017) <b>Project Phase:</b> Planning <b>Percent of Current Phase Complete:</b> 35% <b>Major Activities This Period:</b> Stewart Engineering continues to work on the Belt Line Trail Master Plan. The Steering Committee has held three meetings and a public visioning workshop was held on September 6. Discussions regarding the timing and phasing of acquisition and design using local and federal funds are on-going. The municipal agreement between the City and NCDOT is scheduled for City Council action on 10/16. <b>Expected Date of Substantial Completion:</b> (qtr/year) 2/2018	<b>Green</b>
<b>Durham Traffic Signal System (U5968)</b>	\$600,000.00	\$0.00	\$600,000.00	(Oct/10/2017) <b>Project Phase:</b> Design <b>Percent of Current Phase Complete:</b> 5% <b>Major Activities This Period:</b> Kimley Horn and Associates, Inc. was selected to Design the Durham Signal System. Kimley horn and Staff are continuing to work on plan development. The project team has held three meetings (Kickoff, Utility Coordination and Traffic Signal Design). The municipal agreement between the City and NCDOT was approved by City Council. The design phase for the original scope of work is anticipated to take 15 months. <b>Expected Date of Substantial Completion:</b> (qtr/year) 3/2019	<b>Green</b>
<b>Failed and Struggling Development Infrastructure</b>	\$4,711,877.00	\$0.00	\$4,711,877.00	(Nov/08/2017) <b>Project Phase:</b> Other <b>Percent of Current Phase Complete:</b> 50% <b>Major Activities This Period:</b> Project Phase: Other Percent of Current Phase Complete: 50% Major Activities This Period: Project Phase: Construction Percent of Current Phase Complete: 50% Major Activities This Period:	<b>Green</b>

**Capital Improvements Program - Projects Listing**  
**September 30, 2017 Quarterly Report**  
**FY 2018 -- First Quarter**

**Exhibit 9**

				Ravenstone/Stonehill Estates - FY17 Paving Project ST 278 - Ravenstone construction completed, Stonehill Estates repairs are completed. Stormwater repairs expected during summer/fall of 2018 <b>Expected Date of Substantial Completion:</b> (qtr/year) 2/2018	
<b>Fayetteville / Buxton / Riddle Road Improvements</b>	\$5,000,000.00	\$8,795.00	\$4,991,205.00	(Oct/10/2017) <b>Project Phase:</b> Other <b>Percent of Current Phase Complete:</b> 0% <b>Major Activities This Period:</b> This project is now combined with the Fayetteville Street Widening project. See Fayetteville Road Improvements Ph. II for updates. <b>Expected Date of Substantial Completion:</b> (qtr/year) unknown	<b>Green</b>
<b>Fayetteville Road Improvements Ph. II</b>	\$8,900,789.00	\$1,988,658.00	\$4,923,473.00	(Oct/10/2017) <b>Project Phase:</b> Land/ROW Acquisition <b>Percent of Current Phase Complete:</b> 90% <b>Major Activities This Period:</b> The acquisition phase of the project is underway. <b>Expected Date of Substantial Completion:</b> (qtr/year) 4/2017 <b>Other Comments:</b> The selected corridor targeted for this work is Fayetteville Road from the Riddle Road intersection south to Barbee Road and includes the realignment of Riddle Road with Buxton Road.	<b>Green</b>
<b>Fayetteville Road Widening (u-6021)</b>	\$41,000.00	\$0.00	\$41,000.00	(Oct/10/2017) <b>Project Phase:</b> Planning <b>Percent of Current Phase Complete:</b> 0% <b>Major Activities This Period:</b> This project is for anticipated local funding to supplement a NCDOT widening project. NCDOT has not begun planning/design. <b>Expected Date of Substantial Completion:</b> (qtr/year) unknown	<b>Green</b>
<b>Misc Thoroughfares and Street Improvements</b>	\$586,352.00	(\$17.00)	\$586,368.00	(Oct/10/2017) <b>Project Phase:</b> Other <b>Percent of Current Phase Complete:</b> 0%	<b>Green</b>



**Capital Improvements Program - Projects Listing  
September 30, 2017 Quarterly Report  
FY 2018 -- First Quarter**

**Exhibit 9**

				<p><b>Major Activities This Period:</b> Construction is completed at the following signalized intersections: Holloway St. and Raynor St.; Roxboro St. and Lakewood Ave./Mangum St. Connector; Morehead Ave. and Kent St.; Green St. and Broad St., Broad St. and Northpoint Dr.; Roxboro St. and Seven Oaks Rd./West Point on the Eno Ent.; Roxboro St. and Horton Rd./Denfield St.; and a rapid flashing rectangular beacon at Woodcroft Pkwy. and ATT. Designs for 5 additional pedestrian improvements were completed and approved by NCDOT in Q4. A comprehensive pedestrian improvement project at the following signalized intersections: MLK Pkwy. and Shannon Dr.; Hillsborough Rd. and Trent Dr.; Lakewood Ave. and Blackwell St./South St.; Main St. and Hillsborough Rd.; various sidewalk, signage and pavement marking improvements; and a rapid flashing rectangular beacon at Club Blvd. and Glendale Ave. will be advertised for construction in early Q2.</p> <p><b>Expected Date of Substantial Completion:</b> (qtr/year) unknown</p>	
<b>NC 157 Sidewalk (Hillcrest to Carver (EB-5834))</b>	\$375,803.00	\$0.00	\$375,803.00	<p>(Oct/10/2017) <b>Project Phase:</b> Planning <b>Percent of Current Phase Complete:</b> 0% <b>Major Activities This Period:</b> This project is funded through the TIP and is subject to NCDOT's funding schedule. Design in FY 2019, Right of Way in FY 2021, Construction in FY 2022 <b>Expected Date of Substantial Completion:</b> (qtr/year) 4/2018</p>	<b>Green</b>
<b>NC 55 Sidewalk (Riddle to Cecil (EB-5835))</b>	\$295,067.00	\$0.00	\$295,067.00	<p>(Oct/10/2017) <b>Project Phase:</b> Planning <b>Percent of Current Phase Complete:</b> 0% <b>Major Activities This Period:</b> This project is funded through the TIP and is subject to NCDOT's funding schedule. Design in FY 2020, Right of Way in FY 2022, Construction in FY 2023 <b>Expected Date of Substantial Completion:</b> (qtr/year) 4/2019</p>	<b>Green</b>

**Capital Improvements Program - Projects Listing  
September 30, 2017 Quarterly Report  
FY 2018 -- First Quarter**

**Exhibit 9**

<b>NC 751 at University Roundabout Sidewalks (U-5745)</b>	\$10,000.00	\$0.00	\$10,000.00	(Oct/10/2017) <b>Project Phase:</b> Design <b>Percent of Current Phase Complete:</b> 0% <b>Major Activities This Period:</b> This project is for anticipated local funding to supplement a NCDOT highway project. NCDOT has developed a proposed design and held a public meeting. <b>Expected Date of Substantial Completion:</b> (qtr/year) 4/2018	<b>Green</b>
<b>Neighborhood Greenways CMAQ</b>	\$644,728.00	\$0.00	\$644,728.00	(Oct/10/2017) <b>Project Phase:</b> Planning <b>Percent of Current Phase Complete:</b> 0% <b>Major Activities This Period:</b> A municipal agreement has been approved by the City Council and is in the process of being executed by NCDOT. <b>Expected Date of Substantial Completion:</b> (qtr/year) 2/2018	<b>Green</b>
<b>Old Chapel Hill Road Bike/Ped (EB-4707)</b>	\$1,905,453.00	\$1,762,832.00	\$142,621.00	(Oct/10/2017) <b>Project Phase:</b> Construction/Installation <b>Percent of Current Phase Complete:</b> 18% <b>Major Activities This Period:</b> NCDOT is overseeing the construction of bike lanes and sidewalks on Old Durham-Chapel Hill Road. Construction is underway. Current status is available here: <a href="https://apps.ncdot.gov/traffictravel/progloc/ProgLocSearch.aspx">https://apps.ncdot.gov/traffictravel/progloc/ProgLocSearch.aspx</a> <b>Expected Date of Substantial Completion:</b> (qtr/year) 1/2020	<b>Green</b>
<b>Sidewalk Repair, ADA and Gaps</b>	\$200,000.00	\$0.00	\$200,000.00	(Oct/10/2017) <b>Project Phase:</b> Construction/Installation <b>Percent of Current Phase Complete:</b> 18% <b>Major Activities This Period:</b> Contract SW-60 Sidewalk Repairs began work in May, 2017. Browe Construction is completing repairs in several locations around the City. <b>Expected Date of Substantial Completion:</b> (qtr/year) 2/2018	<b>Green</b>

**Capital Improvements Program - Projects Listing  
September 30, 2017 Quarterly Report  
FY 2018 -- First Quarter**

**Exhibit 9**

				<b>Other Comments:</b> This CIP item addresses sidewalk repairs and ADA compliant curb ramps in the right-of-way.	
<b>Street Paving &amp; Maintenance</b>	\$11,932,959.00	\$0.00	\$11,932,959.00	(Oct/10/2017) <b>Project Phase:</b> Construction/Installation <b>Percent of Current Phase Complete:</b> 1% <b>Major Activities This Period:</b> Construction is underway for the ST-282 Repaving 2017 project. <b>Expected Date of Substantial Completion:</b> (qtr/year) 4/2017 <b>Other Comments:</b> This CIP item addresses repaving various streets in the Durham City Limits.	<b>Green</b>
<b>Traffic Calming</b>	\$1,171,706.00	\$0.00	\$371,666.00	(Oct/10/2017) <b>Project Phase:</b> Other <b>Percent of Current Phase Complete:</b> 0% <b>Major Activities This Period:</b> Project Phase: Other Percent of Current Phase Complete: 100% Major Activities This Period: ST-272C (Duke/Gregson Curb Extensions) Construction started on May 22. All concrete work and asphalt work was completed in Q1. ST-276 (Markham Avenue, Mangum Street, Roxboro Street Medians) Carolina Earth Movers, Inc. was the low bidder at \$193,383.69. The contract agreement was routed and executed. Construction started on September 20th. The project is expected to be completed in Q2. <b>Expected Date of Substantial Completion:</b> (qtr/year) unknown	<b>Green</b>
<b>Woodcroft Parkway Extension (U-5823)</b>	\$2,441,900.00	\$0.00	\$2,441,900.00	(Oct/10/2017) <b>Project Phase:</b> Planning <b>Percent of Current Phase Complete:</b> 0% <b>Major Activities This Period:</b> No work has begun on this project. It is funded through the TIP and is subject to NCDOT's funding schedule. <b>Expected Date of Substantial Completion:</b> (qtr/year) 4/2018	<b>Green</b>
<b>Total for</b>	<b>\$58,223,759.00</b>	<b>\$13,449,515.00</b>	<b>\$44,774,244.00</b>		

**Capital Improvements Program - Projects Listing  
September 30, 2017 Quarterly Report  
FY 2018 -- First Quarter**

Exhibit 9

<i>Transportation</i>					
<b>Wastewater</b>					
Projects	Financial Summary			Project Status	
Project Title	Authorized Budget	Expenditures/ Encumbrances	Available Balance	Latest Project Status Reports	Stoplight
<b>Enhanced Nitrogen Removal</b>	\$12,645,469.00	\$0.00	\$12,645,469.00	(Oct/06/2017) <b>Project Phase:</b> Other <b>Percent of Current Phase Complete:</b> 0% <b>Major Activities This Period:</b> This is an ongoing project that addresses biological treatment improvements at our Water Reclamation Facilities. <b>Expected Date of Substantial Completion:</b> (qtr/year) unknown	<b>Green</b>
<b>Facility Paving</b>	\$2,436,715.00	\$621,594.00	\$1,815,121.00	(Oct/06/2017) <b>Project Phase:</b> Other <b>Percent of Current Phase Complete:</b> 0% <b>Major Activities This Period:</b> This is an ongoing CIP item that addresses paving and resurfacing needs at Department of Water Management facilities. <b>Expected Date of Substantial Completion:</b> (qtr/year) unknown	<b>Green</b>
<b>Reclaimed Water Systems, Phases 1 &amp; 2</b>	\$1,955,829.00	\$0.00	\$1,955,829.00	(Oct/06/2017) <b>Project Phase:</b> Planning <b>Percent of Current Phase Complete:</b> 99% <b>Major Activities This Period:</b> Final workshops have been held and the master plan document has been submitted. Project should be closed out by next quarter. <b>Expected Date of Substantial Completion:</b> (qtr/year) 2/2018	<b>Green</b>
<b>Sewer Collection System Rehabilitation</b>	\$8,388,991.00	\$343,212.00	\$8,045,779.00	(Oct/13/2017) <b>Project Phase:</b> Other <b>Percent of Current Phase Complete:</b> 0% <b>Major Activities This Period:</b>	<b>Green</b>

**Capital Improvements Program - Projects Listing**  
**September 30, 2017 Quarterly Report**  
**FY 2018 -- First Quarter**

**Exhibit 9**

				<p>This is an ongoing CIP project where various projects are in different phases of planning, design, or construction. Major Activities This Period: Sanitary Sewer Evaluation and I/I Reduction: City is preparing several projects for additional data gathering and repair work, based on Phase I recommendations. Phase II temporary monitors removed with data being analyzed. SR-61 2015 Point Repair Contract: work complete includes all Lift Station bypasses. Continue to work on a variety of point repairs, including work at McDonalds/US70 and Rivermont forcemain. Approx. 99% of money spent. Turnage Heights LS Abandonment: Construction started in July. Eno River O/F and Lift Station Analysis: Project is in design. Expected Date of Current Phase Completion: (qtr/year) Unknown Other Comments: Expected Date of Current Phase Completion: (qtr/year) Unknown Other Comments:  <b>Expected Date of Substantial Completion:</b> (qtr/year) unknown</p>	
<b>Sewer Extensions &amp; Improvements</b>	\$4,586,933.00	\$0.00	\$4,586,933.00	<p>(Oct/10/2017)  <b>Project Phase:</b> Design  <b>Percent of Current Phase Complete:</b> 20%  <b>Major Activities This Period:</b>  Design of Garrett Road Sewer (Frontage Project) and Mimosa Drive Sewer (Enabling Act Project) are underway. The sewer petition projects are under review by City Council to determine if they will move forward to design.  <b>Expected Date of Substantial Completion:</b> (qtr/year) 2/2018  <b>Other Comments:</b>  This is an ongoing series of contracts to install sewer projects in response to citizen petitions.</p>	<b>Green</b>
<b>Southeast Regional Lift Station</b>	\$4,700,000.00	\$0.00	\$4,700,000.00	<p>(Oct/27/2017)  <b>Project Phase:</b> Planning  <b>Percent of Current Phase Complete:</b> 99%  <b>Major Activities This Period:</b>  Planning/Evaluation is 99% complete. An amendment</p>	<b>Green</b>

**Capital Improvements Program - Projects Listing  
September 30, 2017 Quarterly Report  
FY 2018 -- First Quarter**

**Exhibit 9**

				for project design will be prepared once a contract for design is negotiated (underway now). The Master Plan and PER have been submitted for review. <b>Expected Date of Substantial Completion:</b> (qtr/year) 4/2017	
<b>Wastewater Process Rehabilitation</b>	\$29,356,699.00	\$1,663,271.00	\$27,693,428.00	(Oct/06/2017) <b>Project Phase:</b> Bid <b>Percent of Current Phase Complete:</b> 95% <b>Major Activities This Period:</b> Project Phase: Bid Percent of Current Phase Complete: 0% Major Activities This Period: Wastewater Process Rehabilitation is an ongoing CIP item where processes and major equipment are repaired or replaced at both the North Durham Water Reclamation Facility (WRF) and the South Durham WRF. Phase I Improvements project has bid and contract signature process is underway. Construction should begin January 2018. Phase II Improvements are currently under detailed design. Expected Date of Current Phase Completion: (qtr/year) Unknown Other Comments: <b>Expected Date of Substantial Completion:</b> (qtr/year) unknown	<b>Green</b>
<b>Water Management Facility Expansion</b>	\$7,155,476.00	\$206,417.00	\$6,949,060.00	(Oct/06/2017) <b>Project Phase:</b> Design <b>Percent of Current Phase Complete:</b> 20% <b>Major Activities This Period:</b> Pre-design Geo-tech, Surveying and Traffic Impact Analysis have been completed. RNL Design has conducted building and site design charrettes. Detailed design of the buildings and site planning is ongoing. <b>Expected Date of Substantial Completion:</b> (qtr/year) unknown	<b>Green</b>
<b>Total for Wastewater</b>	<b>\$71,226,112.00</b>	<b>\$2,834,494.00</b>	<b>\$68,391,618.00</b>		

<b>Water</b>					
<b>Projects</b>		<b>Financial Summary</b>		<b>Project Status</b>	
<b>Project Title</b>	<b>Authorized Budget</b>	<b>Expenditures/ Encumbrances</b>	<b>Available Balance</b>	<b>Latest Project Status Reports</b>	
				<b>Stoplight</b>	

**Capital Improvements Program - Projects Listing  
September 30, 2017 Quarterly Report  
FY 2018 -- First Quarter**

**Exhibit 9**

<b>Downtown East-West Reinforcing Main</b>	\$7,700,000.00	\$0.00	\$7,700,000.00	(Oct/27/2017) <b>Project Phase:</b> Design <b>Percent of Current Phase Complete:</b> 40% <b>Major Activities This Period:</b> Survey is complete for the first phase of this project, 50% design drawings nearly complete. Second phase to be included in forthcoming RFQ. <b>Expected Date of Substantial Completion:</b> (qtr/year) 4/2018	<b>Green</b>
<b>Future Water Supply/Source Protection</b>	\$8,873,721.00	\$5,449,967.00	\$3,423,754.00	(Oct/06/2017) <b>Project Phase:</b> Other <b>Percent of Current Phase Complete:</b> 0% <b>Major Activities This Period:</b> This is an on-going effort to protect the City's reservoirs by purchasing land around them within the water quality buffer. Properties near the reservoirs are considered for purchase as they become available. <b>Expected Date of Substantial Completion:</b> (qtr/year) unknown	<b>Green</b>
<b>Jordan Lake WTP</b>	\$6,088,149.00	\$1,598,103.00	\$4,490,046.00	(Oct/06/2017) <b>Project Phase:</b> Planning <b>Percent of Current Phase Complete:</b> 25% <b>Major Activities This Period:</b> Department of Water Management and other Jordan Lake Partners continue to collaborate on planning projects related to a regional Jordan Lake WTP. <b>Expected Date of Substantial Completion:</b> (qtr/year) unknown	<b>Green</b>
<b>Lake Michie &amp; Little River Rehabilitation</b>	\$2,440,173.00	\$115,065.00	\$2,325,107.00	(Oct/06/2017) <b>Project Phase:</b> Planning <b>Percent of Current Phase Complete:</b> 95% <b>Major Activities This Period:</b> This is an ongoing CIP project addressing regulatory, planning, operational, and equipment needs of the two reservoirs, intake structures, pumps, and impoundments. <b>Expected Date of Substantial Completion:</b> (qtr/year) unknown	<b>Green</b>

**Capital Improvements Program - Projects Listing**  
**September 30, 2017 Quarterly Report**  
**FY 2018 -- First Quarter**

**Exhibit 9**

<b>Teer Quarry Water Supply Project, Phase 2</b>	\$15,516,950.00	\$1,453,413.00	\$14,063,537.00	<p>(Oct/06/2017)  <b>Project Phase:</b> Other  <b>Percent of Current Phase Complete:</b> 0%  <b>Major Activities This Period:</b>  This project is on hold. The project is proposed to be restarted in 2018. The current Preliminary Engineering Report will be re-evaluated due to change in needs being addressed in the Brown WTP expansion and the Jordan Lake allocations.  <b>Expected Date of Substantial Completion:</b> (qtr/year) unknown</p>	<b>Green</b>
<b>Water &amp; Sewer Fleet Vehicles</b>	\$1,238,056.00	\$1,151,010.00	\$87,046.00	<p>(Oct/10/2017)  <b>Project Phase:</b> Other  <b>Percent of Current Phase Complete:</b> 25%  <b>Major Activities This Period:</b>  25% of purchases have PO's or have been received. 25% have requisitions in MUNIS.  <b>Expected Date of Substantial Completion:</b> (qtr/year) 1/2017</p>	<b>Green</b>
<b>Water Distribution System Rehabilitation</b>	\$11,215,385.00	\$1,108,080.00	\$10,107,305.00	<p>(Oct/27/2017)  <b>Project Phase:</b> Other  <b>Percent of Current Phase Complete:</b> 0%  <b>Major Activities This Period:</b>  Under construction now are the AC Water Line Replacement (~10% complete), Water Distribution Master Plan Update (90% complete), and Durham Central Park Replacement/Rehabilitation project (&lt;10% complete). Downtown Loop Water Line Replacement construction complete, minor punch list items remain, change order for police station site approximately 75% complete. American Tobacco District survey and PER complete, amendment for design to be signed this week  <b>Expected Date of Substantial Completion:</b> (qtr/year) unknown  <b>Other Comments:</b>  This is an ongoing, annual CIP project, where a significant number of projects are in planning, design or construction.</p>	<b>Green</b>



**Capital Improvements Program - Projects Listing  
September 30, 2017 Quarterly Report  
FY 2018 -- First Quarter**

**Exhibit 9**

<b>Water Facilities Rehabilitation</b>	\$26,089,224.00	\$7,558,715.00	\$18,530,509.00	<p>(Oct/04/2017)  <b>Project Phase:</b> Other  <b>Percent of Current Phase Complete:</b> 0%  <b>Major Activities This Period:</b>  Water Facilities Rehabilitation is an ongoing CIP item where processes and major equipment are repaired or replaced at the Brown Water Treatment Plant (WTP) and the Williams WTP. Current projects under this CIP item are in design and construction: Williams Terminal Reservoir - Apron Replacement Construction has started. Reservoir has been drained, fencing has been removed, and site work/demolition has begun. Williams Back-up Generator - Generator set and tested, ready to come on-line. Much of site work and pipe work is complete. With Williams plant off-line until spring 2018, final testing cannot be accomplished. Brown and Williams Expansion - Tanks 8 and 9 are being finished/sealed and tested. Numerous small tanks/channels and such are being formed/poured/stripped. Several large pipe interconnections have been completed. New Admin and Chemical bldgs. have been started. Construction 35%  <b>Expected Date of Substantial Completion:</b> (qtr/year) unknown</p>	<b>Green</b>
<b>Water Regulatory Improvements</b>	\$35,268,000.00	\$3,945,351.00	\$31,322,649.00	<p>(Oct/04/2017)  <b>Project Phase:</b> Other  <b>Percent of Current Phase Complete:</b> 0%  <b>Major Activities This Period:</b>  Major Activities This Period: This work is part of the Brown and Williams Water Treatment Plant Residuals Handling Projects. Significant work on numerous concrete tanks and pump stations at both plants has been made. Several large/long pipeline sections have been installed. New electrical duct banks and wire pulling is ongoing. Expected Date of Current Phase Completion: (qtr/year) 2/2019 Other Comments:  <b>Expected Date of Substantial Completion:</b> (qtr/year) unknown</p>	<b>Green</b>

**Capital Improvements Program - Projects Listing  
September 30, 2017 Quarterly Report  
FY 2018 -- First Quarter**

**Exhibit 9**

<b>Water Residuals Handling</b>	\$45,550,000.00	\$40,500,000.00	\$5,050,000.00	(Oct/06/2017) <b>Project Phase:</b> Construction/Installation <b>Percent of Current Phase Complete:</b> 30% <b>Major Activities This Period:</b> Contractor is continuing construction of the backwash clarifiers, EQ basins, pump buildings etc. at the Brown Water Plant and Williams Water Plant. Continued process tank and piping installation will occur over the next quarter at both plants. <b>Expected Date of Substantial Completion:</b> (qtr/year) 4/2018	<b>Green</b>
<b>Total for Water</b>	<b>\$159,979,658.00</b>	<b>\$62,879,704.00</b>	<b>\$97,099,954.00</b>		