

CITY OF DURHAM, NORTH CAROLINA

Exhibit 1

General Fund Revenues and Other
 Financing Sources Activity and Year End
 Projection for Quarter Ending March 2016

| REVENUES | FY 2016 ADOPTED BUDGET | FY 2016 ADJUSTED BUDGET | ACTIVITY THROUGH MARCH 2016 | PERCENTAGE USED TO DATE | PROJECTION THROUGH YEAR END | VARIANCE TO FINAL BUDGET- POSITIVE (NEGATIVE) |
|---|---------------------------------------|--|--|--|--|--|
| Property taxes | \$ 89,197,999 | \$ 89,197,999 | \$ 86,963,540 | 97.5% | \$ 89,014,673 | \$ (183,326) |
| Sales taxes | 50,925,492 | 50,925,492 | 30,775,764 | 60.4% | 56,900,000 | 5,974,508 |
| Hotel/Motel Occupancy tax | 2,132,683 | 2,132,683 | 1,655,647 | 77.6% | 2,355,646 | 222,963 |
| Other local taxes | 313,915 | 313,915 | 271,726 | 86.6% | 351,165 | 37,250 |
| Permits | 4,408,736 | 308,460 | 589,460 | 191.1% | 811,591 | 503,131 |
| Utility franchise tax | 4,400,000 | 4,400,000 | 1,891,023 | 43.0% | 4,066,022 | (333,978) |
| Powell bill | 6,133,143 | 6,133,143 | 6,173,473 | 100.7% | 6,173,473 | 40,330 |
| Other intergovernmental revenues | 3,171,371 | 3,171,371 | 1,408,324 | 44.4% | 3,146,371 | (25,000) |
| Investment and rental income | 126,272 | 126,272 | 102,915 | 81.5% | 124,272 | (2,000) |
| Charges for services | 6,855,356 | 6,855,356 | 4,913,869 | 71.7% | 6,836,905 | (18,451) |
| Intragovernmental services | 225,000 | 225,000 | 349,901 | 155.5% | 360,000 | 135,000 |
| Assessments | 51,100 | 51,100 | 15,415 | 30.2% | 51,400 | 300 |
| Sale of property and miscellaneous | 679,747 | 654,450 | 943,871 | 144.2% | 975,000 | 320,550 |
| Total revenues | <u>168,620,814</u> | <u>164,495,241</u> | <u>136,054,928</u> | <u>82.7%</u> | <u>171,166,518</u> | <u>6,671,277</u> |
| OTHER FINANCING SOURCES | | | | | | |
| Transfer from other funds | - | - | 299 | 0.0% | 299 | 299 |
| Debt refunding | - | - | - | 0.0% | - | - |
| Transfer from reserves | - | 5,645,335 | - | 0.0% | 789,447 | (4,855,888) |
| Appropriation from fund balance | 3,223,305 | 4,832,926 | - | 0.0% | - | (4,832,926) |
| Total other financing sources | <u>3,223,305</u> | <u>10,478,261</u> | <u>299</u> | <u>0.0%</u> | <u>789,746</u> | <u>(9,688,515)</u> |
| Total revenues and other financing sources | <u>\$ 171,844,119</u> | <u>\$ 174,973,502</u> | <u>\$ 136,055,227</u> | <u>77.8%</u> | <u>\$ 171,956,264</u> | <u>\$ (3,017,238)</u> |

CITY OF DURHAM, NORTH CAROLINA

Exhibit 1

General Fund Activity and Year End
 Projection by Department and Class
 for Quarter Ending March 2016

| DEPARTMENT | FY 2016 ADOPTED BUDGET | FY 2016 ADJUSTED BUDGET | ACTIVITY THROUGH MARCH 2016 | PERCENT USED TO DATE | ENCUM- BRANCE BALANCE | PROJECTION THROUGH YEAR END | FINAL BUDGET- POSITIVE (NEGATIVE) |
|--------------------------------------|------------------------------|-------------------------------|-----------------------------------|----------------------------|-----------------------------|-----------------------------------|---|
| Audit Services | \$ 561,899 | \$ 578,899 | \$ 424,989 | 73.4% | \$ 12,294 | \$ 577,395 | \$ 1,504 |
| Budget & Management Services | 1,511,107 | 1,373,865 | 928,822 | 67.6% | 187 | 1,373,865 | - |
| City Attorney | 1,662,170 | 1,683,627 | 1,273,746 | 75.7% | 2,596 | 1,683,627 | - |
| City Clerk | 633,813 | 636,536 | 470,778 | 74.0% | 1,308 | 635,678 | 858 |
| City Council | 1,032,528 | 1,031,399 | 876,993 | 85.0% | 247 | 984,448 | 46,951 |
| City Manager/One Call/Public Affairs | 3,081,684 | 3,165,117 | 2,290,523 | 72.4% | 82,648 | 3,152,561 | 12,556 |
| City/County Inspections | 3,913,261 | - | - | 0.0% | - | - | - |
| City/County Planning | 3,136,228 | 3,170,458 | 2,231,995 | 70.4% | 17,978 | 3,106,168 | 64,290 |
| Community Development | 1,683,781 | 1,733,518 | 1,157,797 | 66.8% | 91,226 | 1,695,475 | 38,043 |
| Economic & Workforce Development | 2,887,017 | 3,946,866 | 1,867,645 | 47.3% | 900,344 | 3,857,017 | 89,849 |
| Emergency Communications | 6,017,975 | 6,158,709 | 4,371,949 | 71.0% | 148,023 | 5,917,104 | 241,605 |
| Emergency Management | 208,690 | 208,690 | 149,046 | 71.4% | - | 208,690 | - |
| Equal Opportunity-Equity Assurance | 537,341 | 539,379 | 404,515 | 75.0% | 269 | 539,379 | - |
| Finance | 4,323,993 | 4,484,000 | 3,204,229 | 71.5% | 81,115 | 4,377,500 | 106,500 |
| Fire | 25,140,344 | 25,506,809 | 18,040,100 | 70.7% | 113,819 | 25,472,858 | 33,951 |
| Fleet Maintenance | 3,159,967 | 3,319,222 | 2,268,597 | 68.3% | 118,653 | 3,261,818 | 57,404 |
| General Services | 11,620,682 | 12,925,846 | 8,563,720 | 66.3% | 731,240 | 12,728,731 | 197,115 |
| Human Resources | 1,824,038 | 2,070,473 | 1,358,942 | 65.6% | 4,420 | 1,969,684 | 100,789 |
| Neighborhood Improvement Service | 3,495,358 | 3,711,398 | 2,543,850 | 68.5% | 137,574 | 3,711,398 | - |
| Parks & Recreation | 11,860,862 | 12,654,480 | 8,118,370 | 64.2% | 515,471 | 12,286,476 | 368,004 |
| Police | 54,581,852 | 55,543,893 | 39,999,401 | 72.0% | 812,352 | 55,384,380 | 159,513 |
| Public Works | 7,098,310 | 8,042,510 | 5,433,378 | 67.6% | 723,370 | 7,910,760 | 131,750 |
| Technology Solutions | 5,944,377 | 6,490,393 | 4,811,723 | 74.1% | 415,019 | 6,490,393 | - |
| Transportation | 7,610,180 | 7,971,931 | 5,533,233 | 69.4% | 258,661 | 7,418,547 | 553,384 |
| NonDepartmental | 11,306,963 | 11,214,096 | 7,833,132 | 69.9% | 412,515 | 11,083,108 | 130,988 |
| Indirect Cost | (7,928,349) | (8,808,844) | (4,404,422) | 50.0% | - | (8,808,844) | - |
| Debt Service | - | - | - | 0.0% | - | - | - |
| Transfer to Fund Balance | - | 682,183 | - | 0.0% | - | - | 682,183 |
| Transfer | 4,938,048 | 4,938,048 | 4,912,511 | 99.5% | - | 4,938,048 | - |
| Total | 171,844,119 | 174,973,501 | 124,665,562 | 71.2% | 5,581,329 | 171,956,264 | 3,017,237 |

| CLASS | FY 2016 ADOPTED BUDGET | FY 2016 ADJUSTED BUDGET | ACTIVITY THROUGH MARCH 2016 | PERCENT USED TO DATE | ENCUM- BRANCE BALANCE | PROJECTION THROUGH YEAR END | VARIANCE WITH FINAL BUDGET- POSITIVE (NEGATIVE) |
|---|------------------------------|-------------------------------|-----------------------------------|----------------------------|-----------------------------|-----------------------------------|--|
| Personal services | \$ 134,224,064 | \$ 130,864,687 | \$ 93,456,573 | 71.4% | \$ 223,519 | \$ 130,505,795 | \$ 358,892 |
| Operating expenditures | 31,767,630 | 37,362,397 | 25,944,723 | 69.4% | 5,222,735 | \$ 35,417,158 | 1,945,239 |
| Capital outlay | 755,215 | 1,057,713 | 351,755 | 33.3% | 135,075 | \$ 1,042,187 | 15,526 |
| Appropriation not authorized for expenditures | 159,162 | 68,473 | - | 0.0% | - | \$ 53,076 | 15,397 |
| Debt service | - | - | - | 0.0% | - | \$ - | - |
| Transfer to Fund Balance | - | 682,183 | - | - | \$ - | \$ - | 682,183 |
| Transfers out | 4,938,048 | 4,938,048 | 4,912,511 | 99.5% | - | \$ 4,938,048 | - |
| Total | 171,844,119 | 174,973,501 | 124,665,562 | 71.2% | 5,581,329 | 171,956,264 | 3,017,237 |

Debt Service Fund
For Quarter Ending March 2016

Exhibit 1A

| | Adopted Budget | Adjusted Budget | Actual | Compared to Adjusted Budget | Year-End Projection | Year-End Positive/ (Negative) |
|---|-------------------|--------------------|---------------|-----------------------------------|------------------------|-------------------------------------|
| Revenues | | | | | | |
| Property Taxes | \$ 32,231,624 | \$ 32,231,624 | \$ 31,741,523 | 98.48% | \$ 32,231,624 | \$ - |
| Non-operating revenues | | | | | | |
| Intergovernmental (Subsidy) | 635,637 | 635,637 | 653,560 | 102.82% | 653,560 | 17,923 |
| Investment Income | - | - | 53,125 | - | 53,125 | 53,125 |
| Intergovernmental (County/NCCU share 911) | 1,217,222 | 1,217,222 | 1,217,222 | 100.00% | 1,217,222 | - |
| Debt Refunding | 6,000,000 | 6,000,000 | - | - | 6,000,000 | - |
| Appropriation from Fund balance | 1,160,985 | 1,160,985 | - | - | 610,379 | (550,606) |
| Total Non-operating revenues | 9,013,844 | 9,013,844 | 1,923,907 | 21.34% | 8,534,286 | (479,558) |
| Total revenues | \$ 41,245,468 | \$ 41,245,468 | \$ 33,665,430 | 81.62% | \$ 40,765,910 | \$ (479,558) |
| Expenditures | | | | | | |
| Special Contractual Services | 370,664 | 370,664 | 342,255 | 92.34% | 370,664 | - |
| Transfers to Other Funds | 4,019,511 | 4,019,511 | 4,019,511 | 100.00% | 4,019,511 | - |
| Debt Refunding | 6,000,000 | 6,000,000 | - | - | 6,000,000 | - |
| Debt service principal | 21,872,849 | 21,872,849 | 14,199,266 | 64.92% | 21,665,447 | 207,402 |
| Debt service interest | 8,982,444 | 8,982,444 | 7,299,934 | 81.27% | 8,710,289 | 272,155 |
| Total expenditures | \$ 41,245,468 | \$ 41,245,468 | \$ 25,860,966 | 62.70% | \$ 40,765,910 | \$ 479,558 |
| | - | - | 7,804,464 | | | |

Water and Sewer Operating Fund
For Quarter Ending March 31, 2016

Exhibit 2

| | Adopted Budget | Adjusted Budget | Actual | Compared to Adjusted Budget | Year-End Projection | Year-End Positive/ (Negative) |
|--------------------------------------|-------------------|--------------------|---------------|--------------------------------|------------------------|-------------------------------------|
| Revenues | | | | | | |
| Operating revenues | \$ 86,935,103 | \$ 86,935,103 | \$ 68,662,663 | 78.98% | \$ 96,116,891 | \$ 9,181,788 |
| Permits | 85,000 | 85,000 | 99,836 | 117.45% | 121,300 | 36,300 |
| Total operating revenues | 87,020,103 | 87,020,103 | 68,762,499 | 79.02% | 96,238,191 | 9,218,088 |
| Non-operating revenues | | | | | | |
| Miscellaneous | 1,300,625 | 1,300,625 | 1,546,858 | 118.93% | 1,864,081 | 563,456 |
| Investment Income | 136,000 | 136,000 | 281,017 | 206.63% | 281,017 | 145,017 |
| Operating transfers from other funds | 276,982 | 276,982 | 276,982 | 100.00% | 276,982 | - |
| Transfer from reserves | - | 2,591,898 | - | 0.00% | - | (2,591,898) |
| Total Non-operating revenues | 1,713,607 | 4,305,505 | 2,104,857 | 48.89% | 2,422,080 | (1,883,425) |
| Total revenues | \$ 88,733,710 | \$ 91,325,608 | \$ 70,867,356 | 77.60% | \$ 98,660,271 | \$ 7,334,663 |
| Expenditures | | | | | | |
| Personal Services | \$ 25,463,435 | \$ 25,333,252 | \$ 16,841,851 | 66.48% | \$ 23,039,315 | \$ 2,293,937 |
| Operating expenditures | 22,311,769 | 25,204,327 | 15,073,411 | 59.80% | 22,876,211 | 2,328,116 |
| Non-departmental administration | 5,997,679 | 5,997,679 | 2,998,840 | 50.00% | 5,997,679 | - |
| Capital outlay | - | 702,990 | 161,665 | 23.00% | 660,547 | 42,443 |
| Debt service principal and interest | 10,646,702 | 10,646,702 | 3,558,107 | 33.42% | 10,251,752 | 394,950 |
| Operating transfers to other funds | 19,650,869 | 19,650,869 | 19,650,869 | 100.00% | 19,650,869 | - |
| Transfer to fund balance | 4,663,256 | 3,789,788 | - | 0.00% | 16,183,898 | (12,394,110) |
| Total expenditures | \$ 88,733,710 | \$ 91,325,608 | \$ 58,284,743 | 63.82% | \$ 98,660,271 | \$ (7,334,663) |
| Revenues less Expenditures | - | - | 12,582,613 | - | - | - |

Water and Sewer Capital Facility Fee Fund
For Quarter Ending March 31, 2016

Exhibit 2

| | Adopted Budget | Adjusted Budget | Actual | Compared to Adjusted Budget | Year-End Projection | Year-End Positive/ (Negative) |
|------------------------------------|---------------------|---------------------|---------------------|--------------------------------|------------------------|-------------------------------------|
| Revenues | | | | | | |
| Operating revenues | \$ 4,535,090 | \$ 4,535,090 | \$ 3,376,831 | 74.46% | \$ 4,474,527 | \$ (60,563) |
| Non-operating revenues | | | | | | |
| Investment Income | 49,000 | 49,000 | 40,430 | 82.51% | 49,387 | 387 |
| Total revenues | <u>\$ 4,584,090</u> | <u>\$ 4,584,090</u> | <u>\$ 3,417,260</u> | <u>156.97%</u> | <u>\$ 4,523,914</u> | <u>\$ (60,176)</u> |
| Expenditures | | | | | | |
| Operating transfers to other funds | <u>\$ 4,584,090</u> | <u>\$ 4,584,090</u> | <u>\$ 4,584,090</u> | <u>100.00%</u> | <u>\$ 4,523,914</u> | <u>\$ 60,176</u> |
| Revenues less Expenditures | - | - | (1,166,830) | | - | |

Transit Operations Fund
For Quarter Ending March 31, 2016

Exhibit 2

| | Adopted Budget | Adjusted Budget | Actual | Compared to Adjusted Budget | Year-End Projection | Year-End Positive/ (Negative) |
|-------------------------------------|-------------------|--------------------|---------------|--------------------------------|------------------------|-------------------------------------|
| Revenues | | | | | | |
| Operating revenues | \$ 3,636,525 | \$ 3,636,525 | \$ 2,227,691 | 61.26% | \$ 3,372,013 | \$ (264,512) |
| Non-operating revenues | | | | | | |
| Taxes | 9,580,368 | 9,580,368 | 9,433,095 | 98.46% | 9,580,368 | - |
| Miscellaneous | 7,452,664 | 7,452,664 | 4,078,530 | 54.73% | 7,599,718 | 147,054 |
| Transfer from reserves | - | 827,530 | - | 0.00% | 5,529 | (822,001) |
| Appropriation from fund balance | - | 118,082 | - | 0.00% | - | (118,082) |
| Total Non-operating revenues | 17,033,032 | 17,978,644 | 13,511,625 | 75.15% | 17,185,615 | (793,029) |
| Total revenues | \$ 20,669,557 | \$ 21,615,169 | \$ 15,739,316 | 72.82% | \$ 20,557,628 | \$ (1,057,541) |
| Expenditures | | | | | | |
| Operating expenditures | \$ 17,695,704 | \$ 18,480,937 | \$ 10,530,994 | 56.98% | \$ 17,704,098 | \$ 776,839 |
| Non-departmental administration | 404,241 | 404,241 | 202,121 | 50.00% | 404,241 | - |
| Capital outlay | 379,000 | 379,000 | - | 0.00% | 120,000 | 259,000 |
| Debt service principal and interest | 203,460 | 203,460 | 203,459 | 100.00% | 203,460 | - |
| Operating transfers to other funds | 1,828,609 | 1,988,988 | 1,974,416 | 99.27% | 2,125,829 | (136,841) |
| Transfer to fund balance | 158,543 | 158,543 | - | 0.00% | - | 158,543 |
| Total expenditures | \$ 20,669,557 | \$ 21,615,169 | \$ 12,910,990 | 59.73% | \$ 20,557,628 | \$ 1,057,541 |
| Revenues less Expenditures | - | - | 2,828,327 | - | - | - |

Solid Waste Disposal Operating Fund
For Quarter Ending March 31, 2016

Exhibit 2

| | Adopted Budget | Adjusted Budget | Actual | Compared to Adjusted Budget | Year-End Projection | Year-End Positive/ (Negative) |
|--------------------------------------|-------------------|--------------------|---------------|--------------------------------|------------------------|-------------------------------------|
| Revenues | | | | | | |
| Operating revenues | \$ 6,237,052 | \$ 6,237,052 | \$ 4,777,509 | 76.60% | \$ 6,272,652 | \$ 35,600 |
| Non-operating revenues | | | | | | |
| Taxes | 14,481,951 | 14,481,951 | 14,255,557 | 98.44% | 14,481,951 | - |
| Investment Income | 7,000 | 7,000 | 36,082 | 515.45% | 7,000 | - |
| Miscellaneous | 152,400 | 152,400 | 122,096 | 80.12% | 152,400 | - |
| Operating transfers from other funds | 15,000 | 15,000 | 15,000 | 100.00% | 15,000 | - |
| Transfer from reserves | - | 937,569 | - | 0.00% | - | (937,569) |
| Total Non-operating revenues | 14,656,351 | 15,593,920 | 14,428,735 | 794.00% | 14,656,351 | (937,569) |
| Total revenues | \$ 20,893,403 | \$ 21,830,972 | \$ 19,206,244 | 87.98% | \$ 20,929,003 | \$ (901,969) |
| Expenditures | | | | | | |
| Personal Services | \$ 6,389,542 | \$ 6,389,542 | \$ 4,796,021 | 75.06% | \$ 6,595,733 | \$ (206,191) |
| Operating expenditures | 9,826,993 | 10,658,761 | 6,426,936 | 60.30% | 9,292,321 | 1,366,440 |
| Non-departmental administration | 153,670 | 153,670 | 76,835 | 50.00% | 153,670 | - |
| Capital Outlay | - | 128,801 | 128,801 | 0.00% | 128,801 | (0) |
| Debt service principal and interest | 4,281,130 | 4,281,130 | 2,028,340 | 47.38% | 4,286,130 | (5,000) |
| Transfers to fund balance | 238,250 | 215,250 | - | 0.00% | 468,530 | (253,280) |
| Operating transfers to other funds | 3,818 | 3,818 | 3,818 | 100.00% | 3,818 | - |
| Total expenditures | \$ 20,893,403 | \$ 21,830,972 | \$ 13,460,750 | 61.66% | \$ 20,929,003 | \$ 901,969 |
| Revenues less Expenditures | - | - | 5,745,494 | - | - | - |

Storm Water Management Fund
For Quarter Ending March 31, 2016

Exhibit 2

| | Adopted Budget | Adjusted Budget | Actual | Compared to Adjusted Budget | Year-End Projection | Year-End Positive/ (Negative) |
|--------------------------------------|-------------------|--------------------|---------------|--------------------------------|------------------------|-------------------------------------|
| Revenues | | | | | | |
| Operating revenues | \$ 15,219,115 | \$ 15,219,115 | \$ 13,297,745 | 87.38% | \$ 15,315,115 | \$ 96,000 |
| Non-operating revenues | | | | | | |
| Investment Income | 20,000 | 20,000 | 34,206 | 171.03% | 34,206 | 14,206 |
| Operating transfers from other funds | 109,047 | 109,047 | 109,047 | 100.00% | 109,047 | - |
| Transfer from reserves | - | 482,802 | - | 0.00% | - | (482,802) |
| Total Non-operating revenues | 129,047 | 611,849 | 143,253 | 23.41% | 143,253 | (468,596) |
| Total revenues | \$ 15,348,162 | \$ 15,830,964 | \$ 13,440,997 | 84.90% | \$ 15,458,368 | \$ (372,596) |
| Expenditures | | | | | | |
| Personal Services | \$ 6,580,491 | \$ 6,582,843 | \$ 4,545,882 | 69.06% | \$ 6,347,321 | \$ 235,522 |
| Operating expenditures | 1,971,747 | 2,327,051 | 1,303,565 | 56.02% | 2,031,256 | 295,795 |
| Non-departmental administration | 888,659 | 888,659 | 444,330 | 50.00% | 888,659 | - |
| Operating transfers to other funds | 4,838,628 | 4,838,628 | 4,838,628 | 100.00% | 4,838,628 | - |
| Transfers to fund balance | 1,068,637 | 1,068,637 | - | 0.00% | 1,352,504 | (283,867) |
| Total expenditures | \$ 15,348,162 | \$ 15,830,964 | \$ 11,132,404 | 70.32% | \$ 15,458,368 | \$ 372,596 |
| Revenues less Expenditures | - | - | 2,308,593 | | - | |

Parking Facilities Fund
For Quarter Ending March 31, 2016

Exhibit 2

| | Adopted Budget | Adjusted Budget | Actual | Compared to Adjusted Budget | Year-End Projection | Year-End Positive/ (Negative) |
|--------------------------------------|-------------------|--------------------|--------------|--------------------------------|------------------------|-------------------------------------|
| Revenues | | | | | | |
| Operating revenues | \$ 3,306,726 | \$ 3,306,726 | \$ 2,919,142 | 88.28% | \$ 3,837,699 | \$ 530,973 |
| Non-operating revenues | | | | | | |
| Investment Income | 2,000 | 2,000 | 9,150 | 457.49% | 2,000 | - |
| Miscellaneous | - | 8,000,000 | - | 0.00% | 8,000,000 | - |
| Operating transfers from other funds | 1,924,735 | 1,924,735 | 1,924,735 | 100.00% | 1,924,735 | - |
| Transfer from reserves | - | 7,250 | - | 0.00% | - | (7,250) |
| Total Non-operating revenues | 1,926,735 | 9,933,985 | 1,933,885 | 19.47% | 9,926,735 | (7,250) |
| Total revenues | \$ 5,233,461 | \$ 13,240,711 | \$ 4,853,027 | 36.65% | \$ 13,764,434 | \$ 523,723 |
| Expenditures | | | | | | |
| Personal Services | \$ 141,802 | \$ 141,802 | \$ 109,345 | 77.11% | \$ 186,002 | \$ (44,200) |
| Operating expenditures | 2,470,087 | 2,561,290 | 1,791,589 | 69.95% | 2,595,112 | (33,822) |
| Non-departmental administration | 484,100 | 484,100 | 242,050 | 50.00% | 484,100 | - |
| Capital outlay | 17,500 | 38,547 | 36,075 | 93.59% | 46,500 | (7,953) |
| Debt service principal and interest | 1,924,737 | 7,869,737 | 908,212 | 11.54% | 7,869,737 | - |
| Transfer to fund balance | 195,235 | 2,145,235 | - | 0.00% | 2,582,983 | (437,748) |
| Total expenditures | \$ 5,233,461 | \$ 13,240,711 | \$ 3,087,271 | 23.32% | \$ 13,764,434 | \$ (523,723) |
| Revenues less Expenditures | - | - | 1,765,756 | | - | |

Ballpark Fund
For Quarter Ending March 31, 2016

Exhibit 2

| | Adopted Budget | Adjusted Budget | Actual | Compared to Adjusted Budget | Year-End Projection | Year-End Positive/ (Negative) |
|--------------------------------------|---------------------|---------------------|---------------------|--------------------------------|------------------------|-------------------------------------|
| Revenues | | | | | | |
| Operating revenues | \$ 215,793 | \$ 215,793 | \$ 62,875 | 29.14% | \$ 215,793 | \$ - |
| Non-operating revenues | | | | | | |
| Investment Income | 2,000 | 2,000 | 6,302 | 315.11% | 6,500 | 4,500 |
| Operating transfers from other funds | 1,244,776 | 1,244,776 | 1,244,776 | 100.00% | 1,244,776 | - |
| Total Non-operating revenues | 1,246,776 | 1,246,776 | 1,251,078 | 100.35% | 1,251,276 | 4,500 |
| Total revenues | \$ 1,462,569 | \$ 1,462,569 | \$ 1,313,953 | 89.84% | \$ 1,467,069 | \$ 4,500 |
| Expenditures | | | | | | |
| Operating expenditures | \$ - | \$ 42,961 | \$ 42,960 | 100.00% | \$ 42,961 | \$ - |
| Debt service principal and interest | 1,287,329 | 1,287,329 | 1,287,328 | 100.00% | 1,287,329 | - |
| Operating transfers to other funds | 123,240 | 123,240 | 123,240 | 100.00% | 123,240 | - |
| Transfers to fund balance | 52,000 | 9,039 | - | 0.00% | 13,539 | (4,500) |
| Total expenditures | \$ 1,462,569 | \$ 1,462,569 | \$ 1,453,528 | 99.38% | \$ 1,467,069 | \$ (4,500) |
| Revenues less Expenditures | - | - | (139,575) | | - | |

Performing Arts Center Fund
For Quarter Ending March 31, 2016

Exhibit 2

| | Adopted Budget | Adjusted Budget | Actual | Compared to Adjusted Budget | Year-End Projection | Year-End Positive/ (Negative) |
|-------------------------------------|-------------------|--------------------|--------------|--------------------------------|------------------------|-------------------------------------|
| Revenues | | | | | | |
| Operating revenues | \$ 1,183,449 | \$ 1,183,449 | \$ 8,823 | 0.75% | \$ 1,183,449 | \$ - |
| Non-operating revenues | | | | | | |
| Taxes | 1,400,000 | 1,400,000 | 916,871 | 65.49% | 1,400,000 | - |
| Naming rights | 425,000 | 425,000 | 425,000 | 100.00% | 425,000 | - |
| Ticket facility fee | 480,800 | 480,800 | 633,645 | 131.79% | 650,000 | 169,200 |
| Investment Income | 5,000 | 5,000 | 22,390 | 447.80% | 22,390 | 17,390 |
| Transfer from reserves | - | 35,810 | - | 0.00% | - | (35,810) |
| Appropriation from fund balance | - | 449,314 | - | 0.00% | - | (449,314) |
| Total Non-operating revenues | 2,310,800 | 2,795,924 | 1,997,906 | 71.46% | 2,497,390 | (298,534) |
| Total revenues | \$ 3,494,249 | \$ 3,979,373 | \$ 2,006,729 | 50.43% | \$ 3,680,839 | \$ (298,534) |
| Expenditures | | | | | | |
| Operating expenditures | \$ 620,757 | \$ 639,026 | \$ 253,468 | 39.66% | \$ 500,000 | \$ 139,026 |
| Capital outlay | 140,000 | 606,854 | 529,332 | 87.23% | 565,419 | 41,435 |
| Debt service principal and interest | 2,236,253 | 2,236,253 | 460,626 | 20.60% | 2,236,253 | - |
| Transfers to fund balance | 497,239 | 497,239 | - | 0.00% | 379,167 | 118,072 |
| Total expenditures | \$ 3,494,249 | \$ 3,979,373 | \$ 1,243,426 | 31.25% | \$ 3,680,839 | \$ 298,534 |
| Revenues less Expenditures | - | - | 763,303 | | - | |

City of Durham
Grants Report for the 3rd Quarter
FY 2016

Exhibit 3

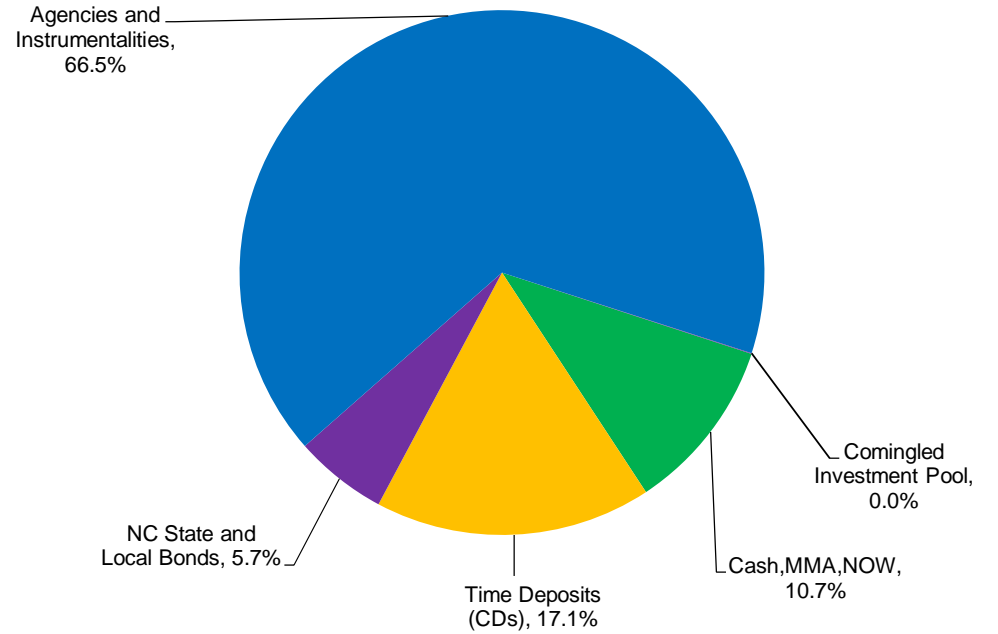
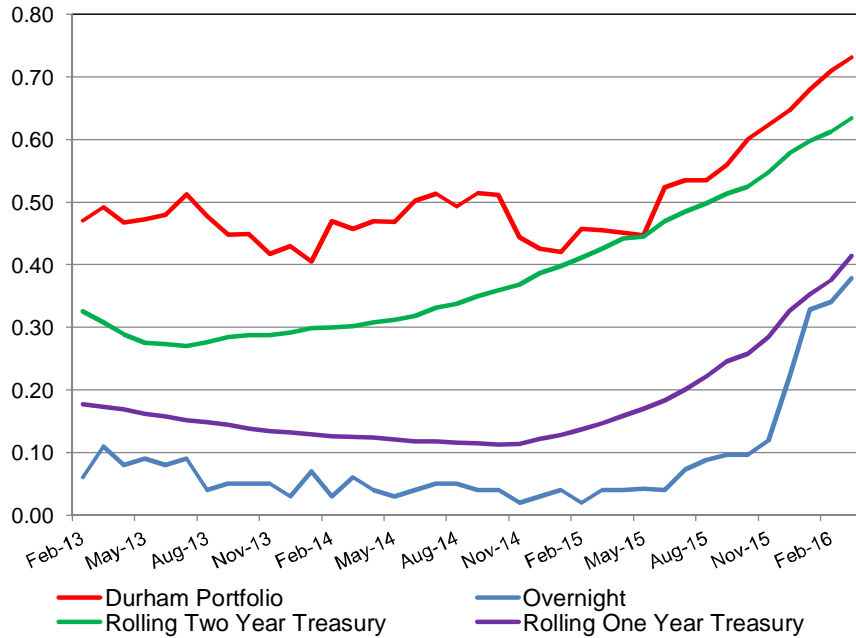
| Grants | Revenues | | | | Expenditures | | | Net Grant |
|--|-------------------|------------------|-------------------|-------------------|-------------------|------------------|-------------------|------------------|
| | Prior | Current | | | Prior | Current | | |
| | Years | Year | Total | Authorizations | Years | Year | Total | Activity |
| Community Development Block Grant - Southside | 2,543,786 | 870,594 | 3,414,379 | 5,486,398 | 2,803,135 | 924,265 | 3,727,400 | (313,021) |
| Community Development Block Grant - Other | 18,094,923 | 1,156,437 | 19,251,360 | 19,352,931 | 16,790,696 | 619,491 | 17,410,188 | 1,841,172 |
| Total-Community Development Block Grant | 20,638,709 | 2,027,031 | 22,665,739 | 24,839,330 | 19,593,831 | 1,543,757 | 21,137,588 | 1,528,152 |
| Home Investment Partnership - Southside | 2,283,777 | 59,998 | 2,343,775 | 5,124,408 | 2,946,626 | - | 2,946,626 | (602,851) |
| Home Investment Partnership - Other | 25,513,170 | 830,327 | 26,343,497 | 26,866,104 | 23,782,985 | 753,303 | 24,536,288 | 1,807,208 |
| Total-Home | 27,796,947 | 890,325 | 28,687,272 | 31,990,512 | 26,729,611 | 753,303 | 27,482,914 | 1,204,357 |
| Employment and Training: | | | | | | | | |
| Workforce Investment Act - 2013 - 2015 | 1,665,204 | 790,340 | 2,455,544 | 3,923,912 | 1,672,632 | 1,072,359 | 2,744,990 | (289,446) |
| Total-Employment and Training | 1,665,204 | 790,340 | 2,455,544 | 3,923,912 | 1,672,632 | 1,072,359 | 2,744,990 | (289,446) |
| Public safety: | | | | | | | | |
| Local law enforcement | 164,159 | 29,473 | 193,632 | 322,260 | 164,159 | 30,242 | 194,402 | (770) |
| Controlled substance tax | 699,808 | 106,510 | 806,318 | 1,275,212 | 514,311 | 58,286 | 572,597 | 233,721 |
| Federal asset forfeiture | 5,669,746 | 174,546 | 5,844,292 | 8,162,000 | 4,766,860 | 252,484 | 5,019,344 | 824,948 |
| 2014 Financial Crimes Task Force | 16,573 | 9,475 | 26,048 | 82,080 | 16,573 | 11,019 | 27,592 | (1,544) |
| Fugitive Task Force Initiative | 332,952 | 75,152 | 408,103 | 800,000 | 332,952 | 86,630 | 419,581 | (11,478) |
| Bulletproof Vest Partnership | 51,176 | - | 51,176 | 90,000 | 51,176 | - | 51,176 | - |
| 2011 Domestic Violence Grant | 322,486 | - | 322,486 | 339,459 | 322,486 | - | 322,486 | - |
| Fugitive Apprehension Task Force | 46,707 | 8,424 | 55,131 | 77,052 | 46,707 | 8,424 | 55,131 | - |
| 2015 Paul Coverdell Forensic Science Grant | - | - | - | 174,882 | - | - | - | - |
| High Intensity Drug Trafficking Grant | 810,832 | 106,169 | 917,001 | 1,260,182 | 810,832 | 117,898 | 928,730 | (11,729) |
| 2011 Triad Region Bike Safety | 77,444 | 3,545 | 80,989 | 215,955 | 77,444 | 3,545 | 80,989 | (0) |
| 2013 Equipment Donation | 3,558 | - | 3,558 | 40,000 | 3,558 | - | 3,558 | - |
| Byrne Criminal Justice | 44,313 | 24,251 | 68,564 | 100,000 | 44,313 | 24,251 | 68,564 | - |
| 2015 Susteen Mobile Forensics | - | - | - | 12,390 | - | - | - | - |
| Fox Family Donations | 10,000 | - | 10,000 | 10,000 | 5,000 | 500 | 5,500 | 4,500 |
| Halloween Grant - Chapel Hill MOU | 18,996 | 17,250 | 36,246 | 61,820 | 18,996 | 17,250 | 36,246 | - |
| Memo of Understanding- DNC 2012 | 317,900 | - | 317,900 | 413,379 | 298,762 | - | 298,762 | 19,139 |
| DNC Equipment Grant | - | - | - | 30,718 | - | - | - | - |
| Distributed Interest to Move to Gen Fund | - | 14 | 14 | - | - | - | - | 14 |
| Police Athletic League (PAL) | 13,096 | 150 | 13,246 | 25,000 | 9,684 | 14 | 9,698 | 3,548 |
| Target Donations | 3,000 | - | 3,000 | 3,000 | 3,000 | - | 3,000 | - |
| 2015 POLICE SPECIALIZED PROGRAMS | - | 1,829 | 1,829 | 30,000 | - | - | - | 1,829 |
| Public Safety-Other | 352,993 | 19,243 | 372,236 | 563,917 | 330,441 | 17,264 | 347,706 | 24,530 |
| Total-Public Safety | 8,602,747 | 556,788 | 9,159,534 | 13,525,389 | 7,486,812 | 610,543 | 8,097,355 | 1,062,179 |
| Emergency Telephone System Fund: | | | | | | | | |
| Emergency Telephone System Fund | - | 1,296,024 | 1,296,024 | 2,460,841 | - | 1,289,652 | 1,289,652 | 6,372 |
| Total-Emergency Telephone System Fund | - | 1,296,024 | 1,296,024 | 2,460,841 | - | 1,289,652 | 1,289,652 | 6,372 |
| Downtown Revitalization Fund: | | | | | | | | |
| Cultural Master Plan | 592,149 | 330 | 592,479 | 566,950 | 517,622 | 7,000 | 524,622 | 67,856 |
| Business Improvement District | - | 706,646 | 706,646 | 693,294 | - | 510,121 | 510,121 | 196,525 |
| Total-Downtown Revitalization Fund | 592,149 | 706,976 | 1,299,125 | 1,260,244 | 517,622 | 517,121 | 1,034,744 | 264,381 |
| Transportation/MPO/Planning | | | | | | | | |
| Transit Job Access Reverse Commute 11 | 306,894 | 90,265 | 397,159 | 646,808 | 335,179 | 73,170 | 408,349 | (11,190) |
| Transit Job Access Reverse Commute 13 | 200,620 | 34,148 | 234,768 | 545,545 | 214,795 | 42,618 | 257,413 | (22,645) |
| Transit Job Access Reverse Commute 14 | 486,342 | 527,543 | 1,013,885 | 1,266,559 | 727,818 | 500,463 | 1,228,282 | (214,397) |
| Transit New Freedom 10 | 293,582 | 3,634 | 297,216 | 306,987 | 293,581 | 4,539 | 298,120 | (904) |
| Transit New Freedom 13 | 141,318 | 4,238 | 145,556 | 175,557 | 140,260 | 5,297 | 145,557 | (1) |
| Section 5309 Planning Grant 2014, 2015 | - | 110,805 | 110,805 | 347,200 | - | 140,784 | 140,784 | (29,979) |
| Section 5339 Planning Grant 2014-2015 | 112,600 | 253,270 | 365,870 | 2,059,407 | - | 143,675 | 143,675 | 222,195 |
| Transportation Planning 2013;2014; 2015 | - | 1,354,263 | 1,354,263 | 2,591,066 | - | 799,529 | 799,529 | 554,734 |
| FTA Section 5310 | - | 262,078 | 262,078 | 667,890 | 26,676 | 241,933 | 268,609 | (6,531) |
| Long Range Transportation FY 2012 | 167,000 | - | 167,000 | 167,000 | 80,750 | - | 80,750 | 86,250 |
| City Match Funding | 102,812 | (5) | 102,807 | - | - | - | - | 102,807 |
| City Match Funding | - | - | - | - | - | - | - | - |

City of Durham
Grants Report for the 3rd Quarter
FY 2016

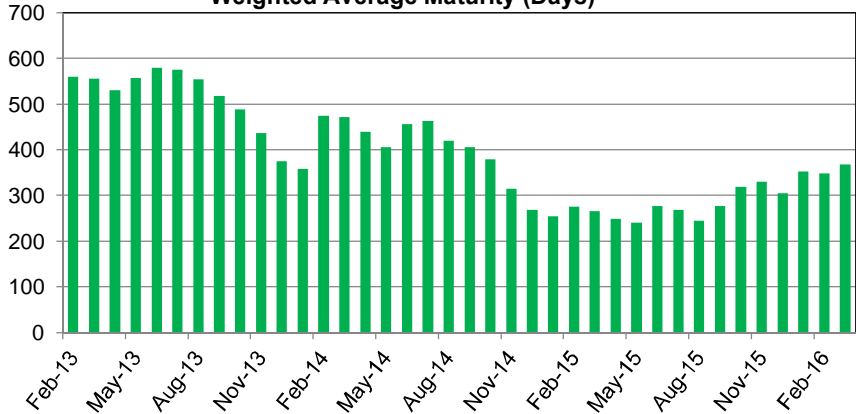
Exhibit 3

| Grants | Revenues | | | Expenditures | | | Net Grant | |
|--|-------------------|-------------------|-------------------|--------------------|-------------------|-------------------|-------------------|------------------|
| | Prior | Current | | Prior | Current | | | |
| | Years | Year | Total | Authorizations | Years | Year | Total | Activity |
| Transportation/MPO/Planning-Other | 102,812 | (5) | 102,807 | - | - | - | - | 102,807 |
| Total-Transportation/MPO/Planning | 1,811,168 | 2,640,239 | 4,451,407 | 8,774,019 | 1,819,059 | 1,952,009 | 3,771,068 | 783,147 |
| Other Housing and Urban Development (HUD) | | | | | | | | |
| HUD EDI-Parrish Street FY06 | 148,455 | - | 148,455 | 148,500 | 148,455 | - | 148,455 | - |
| HUD Emergency Shelter 12-13 | 11,000 | - | 11,000 | 11,000 | 11,000 | - | 11,000 | - |
| HUD Emergency Shelter 14-15 | 27,449 | - | 27,449 | 147,357 | 27,449 | - | 27,449 | - |
| HUD Emergency Shelter 15-16 | - | 114,608 | 114,608 | 160,046 | - | 116,349 | 116,349 | (1,741) |
| Housing Opps for Persons with AIDS 15-16 | - | - | - | 282,206 | - | - | - | - |
| Southside - HUD Neighborhood Stabilization 09 (DNS09) | 109,875 | - | 109,875 | 109,875 | 109,875 | - | 109,875 | - |
| Southside - HUD Neighborhood Stabilization 12 (DNS12) | 1,625,298 | - | 1,625,298 | 1,625,298 | 1,625,298 | - | 1,625,298 | - |
| Other HUD-Southside | 1,735,173 | - | 1,735,173 | 1,735,173 | 1,735,173 | - | 1,735,173 | - |
| Total-Other Housing and Urban Development (HUD) | 1,922,076 | 114,608 | 2,036,684 | 2,484,282 | 1,922,076 | 116,349 | 2,038,425 | (1,741) |
| Other Special Revenue Funds & Grants | | | | | | | | |
| HUD Fair Housing Assistance Program 15 | 81,530 | - | 81,530 | 81,350 | - | 30,014 | 30,014 | 51,516 |
| HUD Fair Housing Assistance Program 16 | - | 91,875 | 91,875 | 91,875 | - | - | - | 91,875 |
| HUD Fair Housing Assistance 12 | 61,967 | 32,753 | 94,720 | 96,720 | 4,181 | 34,323 | 38,504 | 56,216 |
| EPA Brownfields Job Training 12 | 194,454 | 1,999 | 196,453 | 199,998 | 196,418 | 35 | 196,453 | - |
| EPA Brownfields Job Training 14 | 8,895 | 47,437 | 56,332 | 200,000 | 52,388 | 42,016 | 94,403 | (38,071) |
| EPA Brownfields Job Training 12 | 1,708 | 79,524 | 81,233 | 199,999 | 7,001 | 75,737 | 82,738 | (1,505) |
| EPA Brownfields Job Training 14 | 1,708 | 52,752 | 54,460 | 200,000 | 7,001 | 49,245 | 56,247 | (1,786) |
| DYE CTE GRANT | 75,000 | - | 75,000 | 75,000 | - | 53,173 | 53,173 | 21,827 |
| 2014-2015 Longfellow Grant | 23,760 | 35,240 | 59,000 | 59,000 | 2,185 | 3,319 | 5,505 | 53,495 |
| Square 1 Bank Grant | - | 10,000 | 10,000 | 10,000 | - | - | - | 10,000 |
| Square 1 Bank Grant | - | 10,000 | 10,000 | 10,000 | - | - | - | 10,000 |
| Substance Abuse and Mental Health | 174,278 | - | 174,278 | 130,000 | 135,767 | - | 135,767 | 38,511 |
| EPA Climate Showcase Communities FY10 | 498,057 | - | 498,057 | 500,000 | 498,057 | - | 498,057 | - |
| EPA Emerging Technology Diesel Reduction | 25,000 | - | 25,000 | 25,000 | 24,624 | - | 24,624 | 376 |
| Northeast Central Livability | 38,100 | - | 38,100 | 40,000 | 30,618 | - | 30,618 | 7,482 |
| Partnership for Healthier Living | 50,000 | - | 50,000 | 153,750 | 26,172 | 7,729 | 33,901 | 16,099 |
| Miscellaneous Grants Fund | 11,598 | - | 11,598 | - | - | - | - | 11,598 |
| Inspections | - | 4,908,708 | 4,908,708 | 5,792,267 | - | 3,093,769 | 3,093,769 | 1,814,938 |
| Dedicated Funding Source | - | 2,517,078 | 2,517,078 | 3,626,388 | - | 786,094 | 786,094 | 1,730,984 |
| State of the Economy Breakfast - Joint Portfolio Meeting | 64,311 | 5,000 | 69,311 | 32,436 | 25,838 | - | 25,838 | 43,472 |
| Miscellaneous Other Special Revenue Funds | 70,389 | 550 | 70,939 | - | - | - | - | 70,939 |
| Community Planning Project Grant | - | - | - | 7,822 | - | - | - | - |
| Human Relations-Distributed Interest | 5,264 | 786 | 6,050 | - | - | - | - | 6,050 |
| Other Special Revenue Funds & Grants - Other | 5,264 | 786 | 6,050 | - | - | - | - | 6,050 |
| Total-Other Special Revenue Funds & Grants | 1,386,020 | 7,793,703 | 9,179,723 | 11,531,605 | 1,010,252 | 4,175,453 | 5,185,705 | 3,994,018 |
| Total Grants | 64,415,019 | 16,816,032 | 81,231,052 | 100,790,135 | 60,751,895 | 12,030,545 | 72,782,440 | 8,551,418 |

Portfolio Performance %



Weighted Average Maturity (Days)



| Investment Parameters | Maximum % | Actual | % of Portfolio | Status |
|--------------------------------|-----------|-----------------------|----------------|--------|
| Cash, MMA, NOW | | \$ 40,939,269 | 10.7% | |
| Time Deposits (CDs) | 90% | 65,085,490 | 17.1% | Pass |
| Bankers Acceptances | 25%/5% | - | 0.0% | Pass |
| US Obligations | 90% | - | 0.0% | Pass |
| Commercial Paper | 25%/5% | - | 0.0% | Pass |
| NC State and Local Bonds | 75% | 21,712,598 | 5.7% | Pass |
| Agencies and Instrumentalities | 90% | 253,444,335 | 66.5% | Pass |
| LGC Certified MMF | 100% | - | 0.0% | Pass |
| Comingled Investment Pool | 100% | 180,091 | 0.0% | Pass |
| Repurchase Agreements | 25% | - | 0.0% | Pass |
| Mortgage-backed Obligation | 25%/10% | - | 0.0% | Pass |
| Callable Securities | 50% | - | 0.0% | Pass |
| Total | | \$ 381,361,784 | 100% | |

CITY OF DURHAM--PAYMENTS MADE TO LIABILITY CLAIMANTS
Payments Made During Period 01/01/2016 - 03/31/2016

Exhibit 5

| <u>Fiscal Year</u> | <u>Incident Date</u> | <u>Claim Number</u> | <u>Claimant</u> | <u>Amount</u> |
|---------------------------------|----------------------|------------------------|-----------------------|--------------------|
| 2015 | 10/29/2014 | 0571-AL-15-0500075-002 | Lester-Harris, Martha | \$1,976.98 |
| 2015 | 3/9/2015 | 0571-AL-15-0500340-001 | Greene, Angelica | \$397.15 |
| 2016 | 10/15/2015 | 0571-AL-16-0500067-001 | Harwell, Latresha | \$449.85 |
| 2016 | 10/28/2015 | 0571-AL-16-0500071-001 | Bynum, Delores | \$60.00 |
| 2016 | 12/14/2015 | 0571-AL-16-0500108-001 | Ballesteros, Carlos | \$2,127.98 |
| 2016 | 1/12/2016 | 0571-AL-16-0500143-001 | Weaver, Twan | \$517.31 |
| 2016 | 1/24/2016 | 0571-AL-16-0500148-001 | Martinez, Maria | \$3,521.03 |
| 2016 | 1/26/2016 | 0571-AL-16-0500150-001 | Conway, Patrick | \$2,051.33 |
| 2016 | 1/24/2016 | 0571-AL-16-0500153-001 | Sheets, Charles | \$4,349.83 |
| 2016 | 3/3/2016 | 0571-AL-16-0500227-001 | Gooding, Leon | \$3,705.10 |
| Auto Liability Subtotal: | | | | \$19,156.56 |

| <u>Fiscal Year</u> | <u>Incident Date</u> | <u>Claim Number</u> | <u>Claimant</u> | <u>Amount</u> |
|------------------------------------|----------------------|------------------------|----------------------|---------------------|
| 2011 | 5/23/2011 | 0571-GL-11-0500688-001 | Carbrera, Imer | \$8,181.75 |
| 2012 | 8/7/2011 | 0571-GL-12-0500215-001 | Steele, Sherman | \$132.75 |
| 2012 | 9/21/2011 | 0571-GL-12-0500800-001 | Washington, Frankie | \$58,077.06 |
| 2012 | 7/21/2011 | 0571-GL-12-0500801-001 | Saafir, Dawud | \$75.00 |
| 2013 | 10/7/2012 | 0571-GL-13-0500804-001 | Haynes, Robyn | \$36,970.35 |
| 2013 | 11/13/2012 | 0571-GL-13-0500805-001 | Ragland, Keith | \$8,771.50 |
| 2013 | 10/28/2012 | 0571-GL-13-0500806-001 | Nickerson, Stephanie | \$1,008.50 |
| 2015 | 7/29/2014 | 0571-GL-15-0500281-001 | Forbes, Winslow | \$9,682.15 |
| 2016 | 12/26/2015 | 0571-GL-15-0500486-001 | Webb, Michael | \$500.00 |
| 2016 | 11/2/2015 | 0571-GL-16-0500084-001 | Piva, John | \$1,355.00 |
| 2016 | 11/7/2015 | 0571-GL-16-0500088-001 | Minor, Glenda | \$1,500.00 |
| 2016 | 7/21/2015 | 0571-GL-16-0500090-001 | Patterson, Gary | \$500.00 |
| 2016 | 10/25/2015 | 0571-GL-16-0500096-001 | Debenedette, Mark | \$300.00 |
| 2016 | 9/5/2015 | 0571-GL-16-0500101-001 | Simpson, Val | \$2,763.40 |
| 2016 | 12/17/2015 | 0571-GL-16-0500110-001 | Martinez, Arnolfo | \$536.00 |
| 2016 | 12/26/2015 | 0571-GL-16-0500120-001 | Alston, Venice | \$676.00 |
| 2016 | 1/2/2016 | 0571-GL-16-0500121-001 | Collins, Kahalil | \$166.95 |
| 2016 | 1/1/2016 | 0571-GL-16-0500124-001 | Shepard, Shawanda | \$208.09 |
| 2016 | 1/1/2016 | 0571-GL-16-0500125-001 | Suitt, Stephanie | \$1,131.45 |
| 2016 | 1/1/2016 | 0571-GL-16-0500129-001 | White, Roger | \$1,193.10 |
| 2016 | 1/2/2016 | 0571-GL-16-0500133-001 | Duncan, Travis | \$333.26 |
| 2016 | 7/21/2015 | 0571-GL-16-0500134-001 | Energy, Duke | \$5,361.99 |
| 2016 | 12/26/2015 | 0571-GL-16-0500136-001 | Evans, Donnie | \$760.00 |
| 2016 | 1/26/2016 | 0571-GL-16-0500147-001 | McCowan, Mark | \$1,175.00 |
| 2016 | 1/7/2016 | 0571-GL-16-0500151-001 | Realty, Apple | \$415.50 |
| 2016 | 12/29/2015 | 0571-GL-16-0500152-001 | Salter, Cherritta | \$385.00 |
| 2016 | 12/31/2015 | 0571-GL-16-0500157-001 | Gerberding, Nesta | \$50.00 |
| 2016 | 1/24/2016 | 0571-GL-16-0500162-001 | Richbourg, Thomas | \$100.00 |
| 2016 | 11/19/2015 | 0571-GL-16-0500190-001 | Johnson, Anthony | \$500.00 |
| 2016 | 2/18/2016 | 0571-GL-16-0500194-001 | Holman, Dorothy | \$2,185.17 |
| 2016 | 2/12/2016 | 0571-GL-16-0500200-001 | Glymph, Thavolia | \$620.00 |
| General Liability Subtotal: | | | | \$145,614.97 |

| | | | | |
|--|--|--|--|---------------------|
| Total Payments for the Quarter: | | | | \$164,771.53 |
|--|--|--|--|---------------------|

| 1st Quarter | Type of Contract | | | | | | | | | | | | | Total |
|--------------------------|------------------|------------|-------------|----------|-----------|---------------------------|-------------|-----------|----------|-------------------------|----------|-----------------|----------|------------|
| | Service | Prof. Serv | Living Wage | CMAR | Const. | Real Estate Sale/Purchase | Inter-Gov't | Other | Purchase | Amendment/Change Orders | Lease | Non-City Agency | Grant | |
| Budget | 3 | | | | | | 1 | | | 1 | | | | 5 |
| City Attorney | | | | | | | | | | | | | | |
| City Clerk | | | | | | | | | | | | | | |
| City Manager | | | | | | | | 2 | | 1 | | | | 3 |
| Community Development | 1 | 1 | | | 8 | | | 2 | | 3 | | | 2 | 17 |
| Economic Development | | | | | | | | 1 | | 5 | | | | 6 |
| Emergency Communications | | | | | | | | | | 1 | | | | 1 |
| EOEA | | | | | | | | | | | | | | |
| Finance | | | | | | | 1 | 1 | | 2 | | | | 4 |
| Fire | | | | | | | | | | | | | | |
| Fleet | | | | | | | 1 | | | | | | | 1 |
| Gen Services | 4 | 3 | | | 5 | | 1 | 3 | 1 | 18 | | | | 35 |
| Human Resources | 3 | | | | | | | 1 | | | | | | 4 |
| Inspections | | | | | | | | | | | | | | |
| Internal Audit | | | | | | | | | | | | | | |
| Neighborhood Improvement | 6 | | | | 2 | | | | | | | | | 8 |
| Parks & Recreation | 100 | | | | | | | 1 | | | | | | 101 |
| Planning | | | | | | | | | | | | | | |
| Police | 1 | | | | | | | 4 | | 2 | | | 6 | 13 |
| Public Affairs | | | | | | | | | | 1 | | | | 1 |
| Public Works | 2 | 1 | | | 4 | | 2 | 19 | | 4 | | | | 32 |
| Solid Waste | | | | | | | | | | 2 | | | | 2 |
| Tech Solutions | | | | | | | | 1 | | 1 | | | | 2 |
| Transportation | 1 | 1 | | | | | | 20 | | 4 | | | | 26 |
| Water Mgmt | 1 | 2 | | | 4 | | 1 | | | 6 | | | | 14 |
| Total 1st Qtr | 122 | 8 | 0 | 0 | 23 | 0 | 7 | 55 | 1 | 51 | 0 | 0 | 8 | 275 |

| Type of Contract | | | | | | | | | | | | | | |
|--------------------------|-----------|------------|-------------|----------|----------|---------------------------|-------------|-----------|----------|-------------------------|----------|-----------------|----------|------------|
| 1st Quarter | Service | Prof. Serv | Living Wage | CMAR | Const. | Real Estate Sale/Purchase | Inter-Gov't | Other | Purchase | Amendment/Change Orders | Lease | Non-City Agency | Grant | Total |
| Budget | 1 | | | | | | | | | | | | | 1 |
| City Attorney | | | | | | | | | | 1 | | | | 1 |
| City Clerk | 1 | | | | | | | | | | | | | 1 |
| City Manager | | | | | | | | | | | | | | |
| Community Development | | | | | 2 | | | | | 3 | | | 3 | 8 |
| Economic Development | | | | | | | | 2 | | 1 | | | 3 | 6 |
| Emergency Communications | | | | | | | | | | | | | | |
| EOEA | | | | | | | | | | | | | | |
| Finance | 1 | | | | | | | 1 | | | | | | 2 |
| Fire | 2 | | | | | | | | | 1 | | | | 3 |
| Fleet | | | | | | | | | | | | | | |
| Gen Services | | 11 | | | 2 | | | | 1 | 15 | 3 | | | 32 |
| Human Resources | 1 | | | | | | | 2 | | 2 | | | | 5 |
| Inspections | | | | | | | | | | | | | | |
| Internal Audit | | | | | | | | | | | | | | |
| Neighborhood Improvement | 1 | | | | | | | | | | | | | 1 |
| Parks & Recreation | 72 | | | | | | | | | 1 | | | | 73 |
| Planning | | | | | | | | | | | | | | |
| Police | 5 | | | | | | | 1 | | 2 | | | 1 | 9 |
| Public Affairs | | | | | | | | | | | | | | |
| Public Works | 1 | | | | 4 | | 1 | 29 | | 2 | | | | 37 |
| Solid Waste | | | | | | | | | | 3 | | | | 3 |
| Tech Solutions | 1 | | | | | | | | | | | | | 1 |
| Transportation | | | | | | | | 19 | | 1 | | | 2 | 22 |
| Water Mgmt | 3 | 5 | | | | | | | | 18 | | | | 26 |
| Total 2nd Qtr | 89 | 16 | 0 | 0 | 8 | 0 | 1 | 54 | 1 | 50 | 3 | 0 | 9 | 231 |

| 1st Quarter | Type of Contract | | | | | | | | | | | | | |
|--------------------------|------------------|------------|-------------|------|--------|---------------------------|-------------|-------|----------|-------------------------|-------|-----------------|-------|-------|
| | Service | Prof. Serv | Living Wage | CMAR | Const. | Real Estate Sale/Purchase | Inter-Gov't | Other | Purchase | Amendment/Change Orders | Lease | Non-City Agency | Grant | Total |
| Budget | | | | | | | | | | | | | | |
| City Attorney | | | | | | | | | | | | | | |
| City Clerk | | | | | | | | | | | | | | |
| City Manager | | | | | | | | | | 1 | | | | 1 |
| Community Development | | | | | 16 | | | | | 3 | | | 9 | 28 |
| Economic Development | 1 | | | | | | | 1 | | | | | 4 | 6 |
| Emergency Communications | | | | | | | | | | 1 | | | | 1 |
| EOEA | | | | | | | | | | | | | | |
| Finance | | | | | | | | | | | | | | |
| Fire | | | | | | | | | | | | | | |
| Fleet | | | | | | | | | | | | | | |
| Gen Services | | | 3 | | 2 | | | 5 | 1 | 17 | 1 | | | 29 |
| Human Resources | 7 | | | | | | | | | 2 | | | | 9 |
| Inspections | | | | | | | | | | | | | | |
| Internal Audit | | | | | | | | | | | | | | |
| Neighborhood Improvement | 4 | | | | | | | | | 1 | | | | 5 |
| Parks & Recreation | 44 | | | | | | | | | 1 | 2 | | 1 | 48 |
| Planning | | | | | | | | | | | | | | |
| Police | 4 | | | | | | | | | 2 | | | | 6 |
| Public Affairs | | | | | | | | | | | | | | |
| Public Works | 1 | | | | | | | 33 | | 4 | | | | 38 |
| Solid Waste | | | | | | | | | | 1 | | | | 1 |
| Tech Solutions | 3 | | | | | | 1 | | | 2 | | | | 6 |
| Transportation | | | 1 | | | | | 13 | | 3 | | | | 17 |
| Water Mgmt | 1 | 2 | | | 3 | | | 1 | | 8 | | | | 15 |
| Total 3rd Qtr | | | | | | | | | | | | | | 210 |

Contracts Approved by City Manager

3rd Quarter Contracts FY2016 - January 1, 2016 to March 31, 2016

| Department | Type | Contract # | Contractor | Description | Amount | Signed By |
|--------------|------------|------------|--|--|-------------|-----------------|
| PUBLIC WORKS | AGREEMENTS | 13231 | EPCON COMMUNITIES FRANCHISING INC | UTILITY EXTENSION AGREEMENT WITH EPCON COMMUNITIES TO SERVE ANDREWS/LEESVILLE RESIDENTIAL | \$0.00 | THOMAS BONFIELD |
| PUBLIC WORKS | AGREEMENTS | 13238 | TRYON TRIANGLE LLC | STORMWATER FACILITY AGREEMENT TRYON DISTRIBUTION | \$0.00 | THOMAS BONFIELD |
| PUBLIC WORKS | AGREEMENTS | 13243 | SHHP HOLLOWAY, LLC | STORMWATER FACILITY AGREEMENT KIPP DURHAM | \$0.00 | THOMAS BONFIELD |
| PUBLIC WORKS | AGREEMENTS | 13259 | WELDON DOWNS TOWNHOM ASSOCIATION INC | STORMWATER FACILITY AGREEMENT WELDON DOWNS | \$0.00 | THOMAS BONFIELD |
| PUBLIC WORKS | AGREEMENTS | 13258 | NC RAILROAD CO | AGREEMENT BETWEEN CITY OF DURHAM & N.C. RAILROAD COMPANY | \$0.00 | THOMAS BONFIELD |
| PUBLIC WORKS | AGREEMENTS | 13265 | SEVENTY VEST LLC | STORMWATER FACILITY AGREEMENT THE CORNERS AT BRIER CREEK- CONSTRUCTED WETLAND | \$0.00 | THOMAS BONFIELD |
| PUBLIC WORKS | AGREEMENTS | 13264 | CREEKWOOD HIGHWAY 70 I LP | STORMWATER FACILITY AGREEMENT THE CORNERS AT BRIER CREEK - WET POND | \$0.00 | THOMAS BONFIELD |
| PUBLIC WORKS | AGREEMENTS | 13262 | LIBERTY PROPERTY LIMITED PARTNERSHIP | STORMWATER FACILITY AGREEMENT LIBERTY RIDGE | \$0.00 | THOMAS BONFIELD |
| PUBLIC WORKS | AGREEMENTS | 13275 | 1000 TEIN CREEK LLC | STORMWATER FACILITY AGREEMENT TRIANGLE BUSINESS PARK - LOT 5 | \$0.00 | THOMAS BONFIELD |
| PUBLIC WORKS | AGREEMENTS | 13273 | CSX TRANSPORTATION INC | U-3308 ALSTON AVENUE RAILROAD ENCROACHMENT AGREEMENT, CSX792964 | \$0.00 | THOMAS BONFIELD |
| PUBLIC WORKS | AGREEMENTS | 13276 | AMERCO REAL ESATE COMPANY | STORMWATER FACILITY AGREEMENT U-HAUL OF DURHAM | \$0.00 | THOMAS BONFIELD |
| PUBLIC WORKS | AGREEMENTS | 13284 | PULTE HOME CORPORATION | STORMWATER FACILITY AGREEMENT CAROLINA ARBORS BY DEL WEBB PH. 6 | \$0.00 | THOMAS BONFIELD |
| PUBLIC WORKS | AGREEMENTS | 13285 | WBTH LLC | STORMWATER FACILITY AGREEMENT WEST BRIER CREEK TOWNES | \$0.00 | THOMAS BONFIELD |
| PUBLIC WORKS | AGREEMENTS | 13286 | FULLER STREET DEVELOPMENT LLC | STORMWATER FACILITY AGREEMENT WEST VILLAGE - COBB/O'BRIEN | \$0.00 | THOMAS BONFIELD |
| PUBLIC WORKS | AGREEMENTS | 13287 | FULLER STREET DEVELOPMENT LLC | STORMWATER FACILITY AGREEMENT WEST VILLAGE - FULLER/LIGGETT/MAIN | \$0.00 | THOMAS BONFIELD |
| PUBLIC WORKS | AGREEMENTS | 13288 | CREEKSIDE AT BETHPAGE | STORMWATER FACILITY AGREEMENT CREEKSIDE AT BETHPAGE PH. 2 | \$0.00 | THOMAS BONFIELD |
| PUBLIC WORKS | AGREEMENTS | 13277 | CHANGING HEARTS FOR CHANGING LIVES INC | UTILITY EXTENSION AGREEMENT WITH CHANGING HEARTS FOR CHANGING LIVES, INC TO SERVE CHANGING HEARTS FOR CHANGING LIVES CHURCH. | \$0.00 | THOMAS BONFIELD |
| PUBLIC WORKS | AGREEMENTS | 13300 | ARNULFO AYALA AND YANINA GUARDADO PENA | SEWER ONLY EXTENSION AGREEMENT 2639 E GEER STREET | \$0.00 | THOMAS BONFIELD |
| PUBLIC WORKS | AGREEMENTS | 13301 | WBTH LLC | STORMWATER FACILITY AGREEMENT WEST BRIER CREEK TOWNES AT ALEXANDER PARK, PH. 1A | \$0.00 | THOMAS BONFIELD |
| PUBLIC WORKS | AGREEMENTS | 13349 | DURHAM HOTEL LLP | HOTEL DURHAM INFRASTRUCTURE REIMBURSEMENT | \$63,000.00 | THOMAS BONFIELD |
| PUBLIC WORKS | AGREEMENTS | 13325 | NC DEPT OF TRANSPORTATION | FAYETTEVILLE ROAD WIDENING NCDOT ENCROACHMENT AGREEMENT | \$0.00 | THOMAS BONFIELD |
| PUBLIC WORKS | AGREEMENTS | 13364 | MARLOWE BUILDERS | UTILITY EXTENSION AGREEMENT WITH MARLOWE BUILDERS RAVENSTONE SEWER EXTENSION | \$0.00 | THOMAS BONFIELD |

Contracts Approved by City Manager

3rd Quarter Contracts FY2016 - January 1, 2016 to March 31, 2016

| | | | | | | |
|------------------|------------------------|-------|--------------------------------------|---|----------------|-----------------|
| PUBLIC WORKS | AGREEMENTS | 13367 | WEST VILLAGE DURHAM II LLC | STORMWATER FACILITY AGREEMENT WEST VILLAGE- COBB/OBRIEN | \$0.00 | THOMAS BONFIELD |
| PUBLIC WORKS | AGREEMENTS | 13368 | DAVIS-RODWELL LLC | STORMWATER FACILITY AGREEMENT DAVIS PARK WEST | \$0.00 | THOMAS BONFIELD |
| PUBLIC WORKS | AGREEMENTS | 13366 | WEST VILLAGE DURHAM II LLC | STORMWATER FACILITY AGREEMENT WEST VILLAGE- FULLER / LIGGETT/ MAIN | \$0.00 | THOMAS BONFIELD |
| PUBLIC WORKS | AGREEMENTS | 13365 | NC DEPT OF TRANSPORTATION | NCDOT RAILROAD ENCROACHMENT FOR RIDDLE RD & HWY55 | \$0.00 | THOMAS BONFIELD |
| PUBLIC WORKS | AGREEMENTS | 13382 | 500 DANUBE LANE LLC | STORMWATER FACILITY AGREEMENT BRIAR GREEN APARTMENTS | \$0.00 | THOMAS BONFIELD |
| PUBLIC WORKS | AGREEMENTS | 13384 | B. WALLACE DESIGN & CONSTRUCTION | STORMWATER FACILITY AGREEMENT EMORYWOOD ORCHARD, PH 2 | \$0.00 | THOMAS BONFIELD |
| PUBLIC WORKS | AGREEMENTS | 13383 | SLV NC 2 LLC | STORMWATER FACILITY AGREEMENT CHAPEL RUN | \$0.00 | THOMAS BONFIELD |
| PUBLIC WORKS | AGREEMENTS | 13391 | 2121 DURHAM RETAIL LLC | STORMWATER FACILITY AGREEMENT ALEXANDER VILLAGE SHOPPING CENTER-DP | \$0.00 | THOMAS BONFIELD |
| PUBLIC WORKS | AGREEMENTS | 13417 | MREC BRIGHTLEAF LLC | STORMWATER FACILITY AGREEMENT BRIGHTLEAF AT THE PARK TRACT 1, PH 1&3 | \$0.00 | THOMAS BONFIELD |
| PUBLIC WORKS | AGREEMENTS | 13416 | MREC BRIGHTLEAF LLC | STORMWATER FACILITY AGREEMENT BRIGHTLEAF AT THE PARK TRACT 1 PH 2 | \$0.00 | THOMAS BONFIELD |
| PUBLIC WORKS | AGREEMENTS | 13447 | REGINALD LYNCH AND SYLVIA LYNCH | UTILITY EXTENSION AGREEMENT WITH REGINALD LYNCH AND SYLVIA LYNCH TO SERVE 3708 DANUBE LANE | \$0.00 | THOMAS BONFIELD |
| PUBLIC WORKS | SERVICE-AMENDMENT | 10187 | ENCO LABS CARY | CONTRACT WITH ENCO FOR LABORATORY SERVICES-EXTENDED PERIOD OF CONTRACT TO OCTOBER 30, 2016; NO COST INCREASE. | \$105,000.00 | MARVIN WILLIAMS |
| PUBLIC WORKS | AGREEMENTS-AMENDMENT | 13187 | CRP/WF GATEWAY OWNER | STORMWATER FACILITY AGREEMENT GATEWAY CENTER APARTMENTS-PLAT BOOK AND PAGE NUMBERS ADDED:NO OTHER CHANGES. | \$0.00 | MARVIN WILLIAMS |
| PUBLIC WORKS | AGREEMENTS-AMENDMENT | 11999 | AMPLE STORAGE INDUSTRY LANE LLC | STORMWATER FACILITY AGREEMENT AMPLE STORAGE INDUSTRY LANE-ADDITIONAL FACILITIES ADDED TO THIS AGREEMENT; NO OTHER CHANGES | \$0.00 | MARVIN WILLIAMS |
| PUBLIC WORKS | CONSTRUCTION-AMENDMENT | 11289 | WHITE OAK CONSTRUCTION CORP | SD-2013-01 STORMWATER INFRASTRUCTURE REPAIR AND IMPROVEMENTS-EXTENDED THE DATE OF THE CONTRACT ENDING 6/30/16 AND INCREASED THE TOTAL AMOUNT OF THE CONTRACT. | \$1,268,606.62 | THOMAS BONFIELD |
| PUBLIC WORKS | SERVICE | 13429 | BMPP MAIN STREET LIMITED PARTNERSHIP | LICENSE AGREEMENT WITH BMPP MAIN STREET LIMITED PARTNERSHIP FOR CRESCENT AT MAIN | \$0.00 | MARVIN WILLIAMS |
| GENERAL SERVICES | AGREEMENTS | 13236 | HERNANDEZ LAW FIRM PLLC | THIS IS A LEASE FOR A 3 MONTH TENANT OF THE CITY (LANDLORD) WHO IS LOCATED AT THE CARPENTER CHEVROLET BUILDING WHICH IS SCHEDULED FOR DEMOLITION TO BUILD A NEW CITY OF DURHAM POLICE HEADQUARTERS. | \$1,260.00 | THOMAS BONFIELD |
| GENERAL SERVICES | AGREEMENTS | 13235 | CIDER BROS, LLC | THIS IS A LEASE FOR A 3 MONTH TENANT OF THE CITY (TENANT) WHO IS LOCATED IN THE CHERVROLET BUILDING WHICH IS SCHEDULED FOR DEMOLITION TO BUILD A NEW CITY OF DURHAM POLICE HEADQUARTERS. | \$5,550.00 | THOMAS BONFIELD |

Contracts Approved by City Manager

3rd Quarter Contracts FY2016 - January 1, 2016 to March 31, 2016

| | | | | | | |
|------------------|---------------------------------|-------|-----------------------------------|---|--------------|-----------------|
| GENERAL SERVICES | AGREEMENTS | 13254 | LOMO MARKET | THIS IS A LEASE FOR A 3 MONTH TENANT OF THE CITY (LANDLORD) WHO IS LOCATED IN THE CARPENTER CHEVROLET BUILDING WHICH IS SCHEDULED FOR DEMOLITION TO BUILD A NEW CITY OF DURHAM POLICE HEADQUARTERS. | \$8,700.00 | THOMAS BONFIELD |
| GENERAL SERVICES | AGREEMENTS | 13335 | DURHAM REGIONAL ASSOC OF REALTORS | THIS IS A NEW FIVE YEAR LEASE STARTING JANUARY 6, 2016 AND ENDS JANUARY 5, 2021. THERE IS AN ADDITIONAL FIVE YEAR OPTION TO RENEWAL OPTION PENDING CITY OF DURHAM APPROVAL. | \$19,427.72 | THOMAS BONFIELD |
| GENERAL SERVICES | AGREEMENTS | 13363 | BLUE HERON REAL ESTATE | DEVELOPMENT AGREEMENT BETWEEN THE CITY OF DURHAM & BH-AG DURHAM FOSTER, LLC OUTLINING RIGHTS AND OBLIGATIONS AFFECTING PARTS OF DURHAM CENTRAL PARK AND THE PROPOSED CONSTRUCTION ON 539 FOSTER STREET | \$0.00 | THOMAS BONFIELD |
| GENERAL SERVICES | PROFESSIONAL SERVICES-AMENDMENT | 12548 | PHILLIPS ARCHITECTURE PA | PROFESSIONAL DESIGN SERVICES FOR PWOC RESTROOM UPGRADES INCREASE SCOPE TO INCLUDE MEN'S SHOWER MODIFICATIONS, INCLUDING VENTILATION AND HOT WATER HEATERS, ADD LIGHTING CONTROLS FOR PWOC ADMINISTRATION BUILDING.-2ND AMENDMENT-PWOC ADA RESTROOM DESIGN AMENDMENT-REVISIONS REQUIRED ARCHITECT TO REDESIGN SEVERAL PLANS AND DETAILS AND MAKE CHANGES TO SPECIFICATIONS | \$39,830.00 | THOMAS BONFIELD |
| GENERAL SERVICES | PROFESSIONAL SERVICES-AMENDMENT | 12287 | RND ARCHITECTS PA | DESIGN CONTRACT FOR DPR BATHROOM IMPROVEMENTS FOR MULTIPLE PARK SITES-AMENDMENT #1 ADDITIONAL SERVICES TO THE ORIGINAL SCOPE | \$32,450.00 | THOMAS BONFIELD |
| GENERAL SERVICES | SERVICE-CHANGE ORDER | 12985 | NEW BEGINNINGS OUTREACH | DPR BUILDING DEMOLITION PHASE II-CHANGE ORDER#1-REROUTE UNDERGROUND PLUMBING TO MAINTAIN SERVICE TO EXISTING FACILITIES. INSTALL FENCE TO MAINTAIN SECURITY BARRIER AROUND THE PROPERTY PERIMETER. | \$29,165.00 | THOMAS BONFIELD |
| GENERAL SERVICES | SERVICE-CHANGE ORDER | 12614 | SOUTHERN ELEVATOR CO INC | CHURCH STREET PARKING DECK ELEVATOR REPAIRS AND MODERNIZATION-CHANGE ORDER#2-FURNISH MATERIALS AND LABOR FOR THE INSTALLATION AND/OR REPAIR OF ALL GLASS SENSORS SYSTEMS IN HOIST WAY AND ELEVATOR GLASS AS SPECIFIED BY DEPARTMENT OF LABOR INSPECTOR | \$112,296.69 | THOMAS BONFIELD |
| GENERAL SERVICES | PROFESSIONAL SERVICES | 13248 | A1 CONSULTING GROUP INC | SPECIAL INSPECTIONS TESTING FIRE ADMIN BUILDING | \$2,985.00 | STEVEN HICKS |
| GENERAL SERVICES | PROFESSIONAL SERVICES | 13378 | HORVATH ASSOCIATES PA | PROFESSIONAL SERVICES DESIGN FOR AMERICAN TOBACCO TRAIL-ENGINEER SERVICES | \$48,500.00 | THOMAS BONFIELD |
| GENERAL SERVICES | PROFESSIONAL SERVICES | 13421 | TERRACON CONSULTANTS INC | DURHAM POLICE HEADQUARTERS PROJECT-CONTRACT FOR GEOTECHNICAL ENGINEERING,ASBESTOS ABATEMENT DESIGN AND AIR MONITORING | \$23,000.00 | THOMAS BONFIELD |

Contracts Approved by City Manager

3rd Quarter Contracts FY2016 - January 1, 2016 to March 31, 2016

| | | | | | | |
|------------------|---------------------------|-------|-------------------------------------|---|--------------|-----------------|
| GENERAL SERVICES | LEASE | 13250 | BIKER BAR NC | THIS IS A LEASE FOR A 3 MONTH TENANT OF THE CITY (LANDLORD) WHO IS LOCATED IN THE CARPENTER CHEVROLET BUILDING WHICH IS SCHEDULED FOR DEMOLITION TO BUILD A NEW CITY OF DURHAM POLICE HEADQUARTERS. | \$600.00 | STEVEN HICKS |
| GENERAL SERVICES | AGREEMENTS-EXTENSION | 12046 | BLACKWELL STREET MANAGEMENT COMPANY | LANDSCAPE PROJECT FOR HIGHWAY 147- LANDSCAPE PROJECT FOR HIGHWAY 147 FOR FY16 | \$30,000.00 | THOMAS BONFIELD |
| GENERAL SERVICES | AGREEMENTS-AMENDMENT | 13250 | BIKER BAR NC | THIS IS A LEASE FOR A 3 MONTH TENANT OF THE CITY (LANDLORD) WHO IS LOCATED IN THE CARPENTER CHEVROLET BUILDING WHICH IS SCHEDULED FOR DEMOLITION TO BUILD A NEW CITY OF DURHAM POLICE HEADQUARTERS.-THIS IS A LEASE FOR A 2 MONTH TENANT OF THE CITY (LANDLORD) WHO IS LOCATED IN THE CARPENTER CHEVROLET BUILDING WHICH IS SCHEDULED FOR DEMOLITION TO BUILD A NEW CITY OF DURHAM POLICE HEADQUARTERS. | \$450.00 | THOMAS BONFIELD |
| GENERAL SERVICES | AGREEMENTS-AMENDMENT | 13230 | EL CENTRO HISPANO INC | 3 MONTH LEASE BETWEEN THE CITY OF DURHAM AND THE CARPENTER CHEVROLET BUILDING WHICH IS SCHEDULED FOR DEMOLITION TO BUILD A NEW CITY OF DURHAM POLICE HEADQUARTERS-3 MONTH LEASE BETWEEN THE CITY OF DURHAM AND THE CARPENTER CHEVROLET BUILDING WHICH IS SCHEDULED FOR DEMOLITION TO BUILD A NEW CITY OF DURHAM POLICE HEADQUARTERS. | \$3.00 | THOMAS BONFIELD |
| GENERAL SERVICES | CONSTRUCTION-CHANGE ORDER | 12966 | ABTAK OF DURHAM INC | FIRE STATION 3 CONCRETE DRIVE REPLACEMENT AND RAIN GARDEN INSTALLATION AT FIRE STATIONS 1 & 3-CHANGE ORDER#1-REPLACE COLLAPSED UNDERGROUND PIPING FOR ROOF DRAINS. | \$248,991.77 | THOMAS BONFIELD |
| GENERAL SERVICES | CONSTRUCTION-CHANGE ORDER | 11767 | LA DOWNEY & SON, INCORPORATED | CONSTRUCTION CONTRACT FOR 400 CLEVELAND STREET ROOF AND ENVELOPE RENOVATION CHANGE ORDER #2 CHANGE ORDER #2-CHANGE IN ENVELOPE RENOVATION SCOPE. MODIFICATION REASON: CHANGE ORDER#3-CHANGES IN ENVELOPE RENOVATION SCOPE, CONCRETE WALKWAY DEMO, TEM-CHANGE ORDER #5-ADDITIONAL BRICK REPAIRS AND EFFLUENCE REMOVAL | \$638,484.00 | THOMAS BONFIELD |
| GENERAL SERVICES | CONSTRUCTION-CHANGE ORDER | 12731 | D W WARD CONSTRUCTION CO INC | DPR RESTROOM IMPROVEMENT PROJECT- MULTIPLE SITES NORTHGATE PARK, FOREST HILLS PARK, EAST END PARK, ELMIRA PARK, WEST POINT ON THE ENO PARK, AND ROCK QUARRY PARK. CHANGE ORDER#1-ADD AND DEDUCT MATERIALS AND WORK REQUIRED BY NC BUILDING CODE TO MEE-CHANGE ORDER#2-ADD AND DEDUCT MATERIALS. | \$179,859.88 | THOMAS BONFIELD |

Contracts Approved by City Manager

3rd Quarter Contracts FY2016 - January 1, 2016 to March 31, 2016

| | | | | | | |
|------------------|---------------------------|--------|--------------------------------|--|----------------|-----------------|
| GENERAL SERVICES | CONSTRUCTION-CHANGE ORDER | 13049 | TRADEMASTERS SERVICES INC | FIRE STATION HVAC CONSTRUCTION-CHANGE ORDER #1-ADD NEW ELECTRICAL MCB/DISCONNECTS FOR NEW HVAC EQUIPMENT ADD 2 CONDENSATE PUMPS TO SERVE THE HVAC EQUIPMENT IN THE ATTIC | \$157,080.00 | STEVEN HICKS |
| GENERAL SERVICES | CONSTRUCTION-CHANGE ORDER | 12641 | D W WARD CONSTRUCTION CO INC | TWIN LAKES SITE IMPROVEMENTS-SCOPE INCLUDES A NEW PRE-FABRICATED, FULLY ACCESSIABLE RESTROOM BUILDING, ADDITIONAL PARKIN G, IMPROVED PEDESTRIAN WALKWAYS AND SOCCER SPECTATOR AREAS, LANDSCAPE AND DRAINAGE IMPROVEMENTS, REPAIRS TO THE SOCCER FENCING A-CHANGE ORDER#2- DEDUCTIVE CHANGE ORDER TO CREDIT UNUSED PROJECT ALLOWANCE FUNDING BACK TO THE CONTRACT | \$481,693.40 | THOMAS BONFIELD |
| GENERAL SERVICES | PURCHASE | 13256 | MUSCO SPORTS LIGHTING LLC | INSTALLATION OF SPORTS LIGHTING AT CM HERNDON PARK | \$216,000.00 | DAVID BOYD |
| GENERAL SERVICES | LEASE-AMENDMENT | 077167 | NEW CINGULAR WIRELESS PCS, LLC | CELLULAR LAND LEASE AGREEMENT BETWEEN THE CITY OF DURHAM AND NEW CINGULAR WIRELESS PSC, LLC AND MEMORANDUM OF LEASE FOR SAID LEASE-CONSENT TO ALLOW MODIFICATIONS TO CELLULAR EQUIPMENT PER SECTION 12 OF EXISTING LEASE AT 6605 FARRINGTON ROAD. | \$0.00 | THOMAS BONFIELD |
| GENERAL SERVICES | LEASE-AMENDMENT | 4142 | VERIZON WIRELESS | LEASE AND LICENSE AGREEMENT AND MEMORANDUM OF LEASE WITH CELLCO PARTNERSHIP D/B/A VERIZON WIRELESS TO ATTACH ANTENNA S TO THE ELLIS ROAD WATER TANK.-CONSENT TO ALLOW MODIFICATIONS TO CELLULAR EQUIPMENT AS PER SECTION 4(A) (II) OF THE ORIGINAL LEASE | \$0.01 | THOMAS BONFIELD |
| GENERAL SERVICES | LEASE-AMENDMENT | 077167 | NEW CINGULAR WIRELESS PCS, LLC | CELLULAR LAND LEASE AGREEMENT BETWEEN THE CITY OF DURHAM AND NEW CINGULAR WIRELESS PSC, LLC AND MEMORANDUM OF LEASE FOR SAID LEASE-CONSENT TO ALLOW MODIFICATIONS TO CELLULAR EQUIPMENT PER SECTION 12 OF EXISTING LEASE AT 6605 FARRINGTON ROAD. | \$0.00 | THOMAS BONFIELD |
| GENERAL SERVICES | CONSTRUCTION | 13322 | KEMCO OF BURLINGTON INC | LIGHTING AND CONTROL CONSTRUCTION FOR CITY HALL ENERGY MANAGMENT PROJECT REPLACING OUTDATED T-12 LIGHTING IN ATTORNEY SUITE, CITY MANAGER OFFICES, AND HIGH LOBBY CEILING. ALSO MOTION SENSO R CONTROLS THROUGHTOUT CITY HALL | \$189,200.00 | THOMAS BONFIELD |
| GENERAL SERVICES | CONSTRUCTION | 13344 | RIGGS-HARROD BUILDER INC | PUBLIC WORKS OPERATIONS CENTER ADA RESTROOM AND LIGHTING UPGRADES | \$280,882.14 | THOMAS BONFIELD |
| GENERAL SERVICES | CONSTRUCTION-AMENDMENT | 10420 | MORLANDO CONSTRUCTION LLC | CONSTRUCTION SERVICES FOR DURHAM FIRE STATION 9-TAKEOVER AGREEMENT FOR FIRE STATION #9 | \$2,340,140.00 | THOMAS BONFIELD |
| GENERAL SERVICES | CONSTRUCTION-AMENDMENT | 13092 | EDGE ENVIRONMENTAL INC | FIRE STATION #9-REPAIR OF THE EROSION CONTROL-AMENDMENT TO INCREASE SCOPE OF WORK | \$35,550.00 | THOMAS BONFIELD |

Contracts Approved by City Manager

3rd Quarter Contracts FY2016 - January 1, 2016 to March 31, 2016

| | | | | | | |
|-----------------------|------------------------|-------|---------------------------------------|---|--------------|-----------------|
| COMMUNITY DEVELOPMENT | GRANTS | 13244 | DUKE UNIVERSITY MEDICAL CENTER | HOPWA CONTRACT WITH DUKE UNIVERSITY | \$140,663.00 | THOMAS BONFIELD |
| COMMUNITY DEVELOPMENT | GRANTS | 13272 | URBAN MINISTRIES OF DURHAM INC | URBAN MINISTRIES OF DURHAM, INC. 2015-2016 CDBG GRANT CONTRACT FOR MEALS AT THE COMMUNITY CAFE | \$80,000.00 | THOMAS BONFIELD |
| COMMUNITY DEVELOPMENT | GRANTS | 13280 | HABITAT FOR HUMANITY OF DURHAM | GRANT CONTRACT BETWEEN HABITAT FOR HUMANITY OF DURHAM, INC. AND THE CITY OF DURHAM FOR ACQUISITION OF UP TO 11 LOTS I N SOUTHWEST CENTRAL DURHAM | \$310,000.00 | THOMAS BONFIELD |
| COMMUNITY DEVELOPMENT | GRANTS | 13281 | HABITAT FOR HUMANITY OF DURHAM | GRANT CONTRACT BETWEEN HABITAT FOR HUMANITY OF DURHAM, INC. AND THE CITY OF DURHAM FOR CONSTRUCTION COST WRITE-DOWNS FOR 10 PROPERTIES IN NORTHEAST CENTRAL DURHAM | \$190,000.00 | THOMAS BONFIELD |
| COMMUNITY DEVELOPMENT | GRANTS | 13282 | HABITAT FOR HUMANITY OF DURHAM | GRANT CONTRACT BETWEEN HABITAT FOR HUMANITY OF DURHAM, INC. AND THE CITY OF DURHAM FOR ACQUISITION OF FIVE SINGLE FAMILY HOMES OR VACANT LOTS IN NORTHEAST CENTRAL DURHAM | \$182,900.00 | THOMAS BONFIELD |
| COMMUNITY DEVELOPMENT | GRANTS | 13279 | NC HOUSING FINANCE AGENCY (NCHFA) AND | SERVICE AGREEMENT BETWEEN THE CITY OF DURHAM, NORTH CAROLINA ADVANCED ENERGY CORPORATION AND NORTH CAROLINA HOUSING FINANCE AGENCY | \$0.00 | THOMAS BONFIELD |
| COMMUNITY DEVELOPMENT | GRANTS | 13345 | FAMILIES MOVING FORWARD | FY 2015-2016 COMMUNITY DEVELOPMENT BLOCK GRANT (CDBG) SUBRECEIPIENT CONTRACT | \$15,000.00 | THOMAS BONFIELD |
| COMMUNITY DEVELOPMENT | GRANTS | 13362 | NC HOUSING FINANCE AGENCY (NCHFA) | HOME WRITTEN AGREEMENT COMMUNITY PARTNERS LOAN POOL BETWEEN THE CITY OF DURHAM AND NORTH CAROLINA HOUSING FINANCE AGENCY | \$0.00 | THOMAS BONFIELD |
| COMMUNITY DEVELOPMENT | GRANTS | 13379 | HOUSING FOR NEW HOPE INC | FY 2015-2016 EMERGENCY SOLUTIONS GRANT/CITY GENERAL FUNDS SUBRECIPIENT CONTRACT FOR RAPID REHOUSING SERVICES | \$309,554.00 | THOMAS BONFIELD |
| COMMUNITY DEVELOPMENT | CONSTRUCTION-AMENDMENT | 13020 | NC HOUSING & CONSTRUCTION INC | URGENT REPAIR AT 527 CECIL STREET (JOHNETTA DIXON)-527 CECIL STREET CHANGE ORDER | \$6,689.00 | THOMAS BONFIELD |
| COMMUNITY DEVELOPMENT | GRANTS-AMENDMENT | 12214 | MCCORMACK BARON SALAZAR INC | COMMUNITY DEVELOPMENT BLOCK GRANT AGREEMENT FOR DESIGN SERVICES FOR SOUTHSIDE MULTI-FAMILY RENTAL PUBLIC INFRASTRUCTURE IMPROVEMENTS FOR PHASE 2 WITH MCCORMACK BARON SALAZAR, INC.-AMENDMENT TO THE COMMUNITY DEVELOPMENT BLOCK GRANT AGREEMENT FOR DESIGN SERVICES FOR SOUTHSIDE MULTI-FAMILY RENTAL PUBLIC INFRASTRUCTURE IMPROVEMENTS FOR PHASE 2 WITH MCCORMACK BARON SALAZAR DEVELOPMENT INC. | \$449,630.00 | THOMAS BONFIELD |

Contracts Approved by City Manager

3rd Quarter Contracts FY2016 - January 1, 2016 to March 31, 2016

| | | | | | | |
|-----------------------|------------------------|-------|--|--|----------------|------------------|
| COMMUNITY DEVELOPMENT | AGREEMENTS-AMENDMENT | 11404 | NC HOUSING FINANCE AGENCY (NCHFA) AND | SYSTEM VISION PROGRAM AGREEMENTS BETWEEN NCHFA, CITY OF DURHAM, AND ADVANCED ENERGY CORP-FIRST AMENDMENT TO THE SERVICE AGREEMENT BETWEEN THE CITY OF DURHAM, NORTH CAROLINA ADVANCED ENERGY CORPORATION AND NORTH CAROLINA HOUSING FINANCE AGENCY | \$0.00 | THOMAS BONFIELD |
| COMMUNITY DEVELOPMENT | CONSTRUCTION | 13339 | NC HOUSING & CONSTRUCTION INC | MINOR REPAIR AT 1311 S ALSTON AVE (CLAUDETTE TWINE) | \$5,789.50 | REGINALD JOHNSON |
| COMMUNITY DEVELOPMENT | CONSTRUCTION | 13340 | NC HOUSING & CONSTRUCTION INC | MINOR REPAIR AT 614 BELMONT STREET (PATRICIA COFFIN) | \$9,220.92 | REGINALD JOHNSON |
| COMMUNITY DEVELOPMENT | CONSTRUCTION | 13341 | NC HOUSING & CONSTRUCTION INC | MINOR REPAIR AT 1913 S ROXBORO STREET (DON WILLIAMS) | \$7,696.39 | REGINALD JOHNSON |
| COMMUNITY DEVELOPMENT | CONSTRUCTION | 13342 | NC HOUSING & CONSTRUCTION INC | MINOR REPAIR AT 2713 EDMUND STREET (MICKEY BROWN) | \$8,528.14 | REGINALD JOHNSON |
| COMMUNITY DEVELOPMENT | CONSTRUCTION | 13343 | NC HOUSING & CONSTRUCTION INC | MINOR REPAIR AT 310 WALTON STREET (JOAN CHAMBERS) | \$6,101.35 | REGINALD JOHNSON |
| COMMUNITY DEVELOPMENT | CONSTRUCTION | 13351 | RGO ENTERPRISES LLC | MINOR REPAIR AT 916 DALE STREET (ALICE WALKER) | \$7,832.00 | REGINALD JOHNSON |
| COMMUNITY DEVELOPMENT | CONSTRUCTION | 13352 | RGO ENTERPRISES LLC | MINOR REPAIR AT 1215 THEODORE STREET (CYNTHIA PETTIFORD) | \$9,381.00 | REGINALD JOHNSON |
| COMMUNITY DEVELOPMENT | CONSTRUCTION | 13353 | RGO ENTERPRISES LLC | MINOR REPAIR AT 904 WARING STREET (VIRGINIA NICHOLS) | \$8,260.00 | REGINALD JOHNSON |
| COMMUNITY DEVELOPMENT | CONSTRUCTION | 13354 | RGO ENTERPRISES LLC | MINOR REPAIR AT 111E ENTERPRISE STREET (ALICE WHITE) | \$4,777.00 | REGINALD JOHNSON |
| COMMUNITY DEVELOPMENT | CONSTRUCTION | 13356 | RGO ENTERPRISES LLC | MINOR REPAIR AT 4114 SUDBURY ROAD (ROLANDO MCRAE) | \$6,995.00 | REGINALD JOHNSON |
| COMMUNITY DEVELOPMENT | CONSTRUCTION | 13357 | L ROBERTS REPAIRS AND BUILDER INC | MINOR REPAIR AT 1414 GEARWOOD STREET (PORTIA SMITH) | \$9,430.00 | REGINALD JOHNSON |
| COMMUNITY DEVELOPMENT | CONSTRUCTION | 13358 | L ROBERTS REPAIRS AND BUILDER INC | MINOR REPAIR AT 824 SHARI COURT (SHIRLEY WATSON) | \$6,295.00 | REGINALD JOHNSON |
| COMMUNITY DEVELOPMENT | CONSTRUCTION | 13359 | L ROBERTS REPAIRS AND BUILDER INC | MINOR REPAIR AT 10 MELODY COURT (LINDA HUGGINS) | \$9,320.00 | REGINALD JOHNSON |
| COMMUNITY DEVELOPMENT | CONSTRUCTION | 13360 | L ROBERTS REPAIRS AND BUILDER INC | MINOR REPAIR AT 1011 DAVINCI STREET (GEORGIEON STEELE) | \$9,500.00 | REGINALD JOHNSON |
| COMMUNITY DEVELOPMENT | CONSTRUCTION | 13361 | L ROBERTS REPAIRS AND BUILDER INC | MINOR REPAIR AT 709 BACON STREET (PHILLINDA MCDUFFIE) | \$9,500.00 | REGINALD JOHNSON |
| COMMUNITY DEVELOPMENT | CONSTRUCTION | 13396 | ACCUCISE CONSTRUCTION, LLC | MINOR REPAIR AT 2004 PERSHING STREET (MS GILDA WADE) | \$9,500.00 | REGINALD JOHNSON |
| WATER MANAGEMENT | PROFESSIONAL SERVICES | 13192 | HAZEN AND SAWYER PC | PROFESSIONAL ENGINEERING SERVICES FOR THE EAST-WES T REINFORCING MAIN ROUTE STUDY. | \$319,000.00 | THOMAS BONFIELD |
| WATER MANAGEMENT | PROFESSIONAL SERVICES | 13242 | MCKIM & CREED INC | HYDRUALIC WATER MODEL UPDATE/WATER DISTRIBUTION SY STEM STUDY AND WATER AUDIT | \$997,000.00 | THOMAS BONFIELD |
| WATER MANAGEMENT | CONSTRUCTION | 13174 | STONHARD, DIVISION OF STONCOR GROUP, INC | WILLIAMS WATER PLANT FERRIC AND CAUSTIC CONT REHAB | \$67,051.63 | THOMAS BONFIELD |
| WATER MANAGEMENT | CONSTRUCTION | 13393 | RIGGS-HARROD BUILDER INC | LAKE MICHIE STAIRWAY REPLACEMENT CONSTRUCTION | \$204,844.00 | THOMAS BONFIELD |
| WATER MANAGEMENT | CONSTRUCTION | 13428 | VANGUARD UTILITY SERVICE INC | MR-9 COMMERCIAL METER REPLACEMENT | \$2,354,000.00 | THOMAS BONFIELD |
| WATER MANAGEMENT | PROFESSIONAL SERVICES- | 11741 | MCKIM & CREED INC | DESIGN SERVICES FOR THP ABANDONMENT, MUD CREEK O/F-AMENDMENT #1 - FINAL DESIGN AND | \$666,018.42 | THOMAS BONFIELD |

Contracts Approved by City Manager

3rd Quarter Contracts FY2016 - January 1, 2016 to March 31, 2016

| | | | | | | |
|------------------|------------------------------------|-------|---|--|-----------------|-----------------|
| WATER MANAGEMENT | PROFESSIONAL SERVICES-AMENDMENT | 12074 | BROWN & CALDWELL INC | ON-CALL MASTER SERVICE AGREEMENT AMENDMENT #1 - BROWN WTP TEMPORARY PERMANGANATE AND ALGAECIDE FEED SYSTEM ADD \$100,000.00 TO THE CONTRACT. MODIFICATION 2 ON-CALL MASTER SERVICE AGREEMENT AMENDMENT #2 - WATER TREATMENT PLANT FLOW METER-AMENDMENT 8 - SMALL JET STATION REPLACEMENTS | \$384,101.00 | THOMAS BONFIELD |
| WATER MANAGEMENT | PROFESSIONAL SERVICES-AMENDMENT | 12074 | BROWN & CALDWELL INC | ON-CALL MASTER SERVICE AGREEMENT AMENDMENT #1 - BROWN WTP TEMPORARY PERMANGANATE AND ALGAECIDE FEED SYSTEM ADD \$100,000.00 TO THE CONTRACT. MODIFICATION 2 ON-CALL MASTER SERVICE AGREEMENT AMENDMENT #2 - WATER TREATMENT PLANT FLOW METER-AMENDMENT NO. 9 - WTP FLOW METER REPLACEMENTS, DESIGN PHASE SERVICES | \$683,636.00 | THOMAS BONFIELD |
| WATER MANAGEMENT | PROFESSIONAL SERVICES-AMENDMENT | 9779 | KIMLEY HORN AND ASSOCIATES INC | DOWNTOWN LOOP WL REPLACEMENT CONTRACT MODIFICATION: CHANGE ORDER #2 - DOWNTOWN LOOP WATERLINE REPLACEMENT AND METER UPGRADES PROJECT-DOWNTOWN LOOP WATERLINE REPLACEMENT AND WATER METER UPGRADES - AMENDMENT 1 WITH KIMLEY-HORN AND ASSOCIATES, INC | \$1,814,767.00 | THOMAS BONFIELD |
| WATER MANAGEMENT | PROFESSIONAL SERVICES-CHANGE ORDER | 9779 | KIMLEY HORN AND ASSOCIATES INC | DOWNTOWN LOOP WL REPLACEMENT-CHANGE ORDER #2 - DOWNTOWN LOOP WATERLINE REPLACEMENT AND METER UPGRADES PROJECT | \$1,577,167.00 | THOMAS BONFIELD |
| WATER MANAGEMENT | PROFESSIONAL SERVICES-CHANGE ORDER | 10653 | HEERY INTERNATIONAL INC | WATER MANAGEMENT MIST LAKE FACILITY MASTER PLAN-CHANGE ORDER NO. 1 - USE OF ADDITIONAL MISCELLANEOUS SERVICES TASK FOR THE EVALUATION OF EXISTING AND FUTURE NEED FOR FIRE AND FLEET MAINTENANCE DEPARTMENT. | \$392,523.52 | THOMAS BONFIELD |
| WATER MANAGEMENT | AGREEMENTS | 13278 | ACCELERATED TECHNOLOGY LABORATORIES INC | WATER MANAGEMENT LABORATORY INFORMATION MGT SYSTEM | \$124,442.20 | THOMAS BONFIELD |
| WATER MANAGEMENT | CONSTRUCTION-CHANGE ORDER | 12659 | PARK CONSTRUCTION CORPORATION | SOUTHEAST PRESSURE ZONE - WATERMAIN CONSTRUCTION-CHANGE ORDER FOR SOUTHEAST PRESSURE ZONE - WATERMAIN IMPROVEMENTS. | \$2,694,209.67 | DON GREELEY |
| WATER MANAGEMENT | CONSTRUCTION-CHANGE ORDER | 11596 | CROWDER CONSTRUCTION CO | ND AND SD WRF NUTRIENT RELATED IMPROVEMENTS SUMMARY CHANGE ORDER #1 FOR NUTRIENT RELATED IMPROVEMENTS CONSTRUCTION CONTRACT ADD 2015--4100P002--731000--P251Q \$106,435.00 MODIFICATION REASON: ADD RECENT E-VERIFY CHANGES TO CONTRACT-ND AND SD WRF NUTRIENT RELATED IMPROVEMENTS SUMMARY CHANGE ORDER #3, INCLUDES 25 CLAIMS, TOTALING AN INCREASE OF \$252,893.00 AND ADDING 127 CALENDAR DAYS | \$14,829,013.87 | THOMAS BONFIELD |
| WATER MANAGEMENT | SERVICE | 13312 | US DEPT OF AGRICULTURE | OUTFALL REMEDIATION | \$25,000.00 | THOMAS BONFIELD |

Contracts Approved by City Manager

3rd Quarter Contracts FY2016 - January 1, 2016 to March 31, 2016

| | | | | | | |
|--------------------------|---------------------------------|-------|--------------------------------|--|-------------|-------------------|
| NEIGHBORHOOD IMPROVEMENT | SERVICE-AMENDMENT | 12947 | ANDRE ALLEN | 1209 DAWKINS STEET - DEMOLITION PROJECT-1209 DAWKINS STREET DEMOLITION: CONTINGENCY FOR ASBESTOS REMOVAL. | \$10,050.00 | THOMAS BONFIELD |
| NEIGHBORHOOD IMPROVEMENT | SERVICE | 13270 | ANDRE ALLEN | 1504 HOLLOWAY ST - DEMOLITION | \$5,499.00 | CONSTANCE STANCIL |
| NEIGHBORHOOD IMPROVEMENT | SERVICE | 13389 | ANDRE ALLEN | 1504 HOLLOWAY ST - TREE ABATEMENT | \$400.00 | CONSTANCE STANCIL |
| NEIGHBORHOOD IMPROVEMENT | SERVICE | 13404 | ANDRE ALLEN | 601 BARTON SITE CLEAN UP | \$3,000.00 | CONSTANCE STANCIL |
| NEIGHBORHOOD IMPROVEMENT | SERVICE | 13405 | ANDRE ALLEN | 603 BARTON SITE CLEAN UP | \$3,000.00 | CONSTANCE STANCIL |
| TRANSPORTATION | PROFESSIONAL SERVICES-AMENDMENT | 12313 | VC3 INC | PROFESSIONAL SERVICES FOR WEB DATABASE APPLICATION DEVELOPMENT FOR THE DURHAM-CHAPEL HILL-CARRBORO METROPOLITAN PLANNING ORGANIZATION (DCHC MPO) TRANSPORTATION IMPROVEMENT PROGRAM (TIP), PROJECTS, PROGRAMS, AND FUNDING SCHEDULES. AMENDMENT-AMENDMENT #2 THE SCOPE OF WORK TASKS TO BE ACCOMPLISHED DURING AMENDMENT #2 TO THE CONTRACT ARE WCAG 2.0 COMPLIANCE, CREATING NEW ADMINISTRATIVE OBJECTS, CREATING NEW PROJECT FIELDS, AND DEVELOPING AN OBLIGATIONS REPORT TO MEET FEDERAL MPO | \$49,942.00 | THOMAS BONFIELD |
| TRANSPORTATION | PROFESSIONAL SERVICES-AMENDMENT | 12313 | VC3 INC | PROFESSIONAL SERVICES FOR WEB DATABASE APPLICATION DEVELOPMENT FOR THE DURHAM-CHAPEL HILL-CARRBORO METROPOLITAN PLANNING ORGANIZATION (DCHC MPO) TRANSPORTATION IMPROVEMENT PROGRAM (TIP), PROJECTS, PROGRAMS, AND FUNDING SCHEDULES. AMENDMENT-AMENDMENT #3 SCOPE OF WORK TASKS WERE IDENTIFIED IN THE FALL 2015 DURING DEVELOPMENT OF TASKS THAT WERE INCLUDED IN THE CONTRACT FOR AMENDMENT #2. THIS AMENDMENT (#3) IS NECESSARY TO CONTINUE TO PROVIDE EXCELLENT CUSTOMER SERVICE AND BUILD ON | \$71,282.00 | THOMAS BONFIELD |
| TRANSPORTATION | AGREEMENTS-AMENDMENT | 10664 | KIMLEY HORN AND ASSOCIATES INC | MASTER AGREEMENT FOR TRANSPORTATION & ENGINEERING ON-CALL SERVICES.-AMENDMENT #2 THE SCOPE OF WORK TASKS TO BE ACCOMPLISHED DURING AMENDMENT #2 THE PROJECT WILL CONDUCT A PRELIMINARY STUDY TO DEVELOP A PARKING CONCEPT FOR THE PROJECT SITE AND TO HELP IDENTIFY POTENTIAL SIGNIFICANT ISSUES WITH THE PROPOSED | \$0.00 | MARK AHRENSEN |
| TRANSPORTATION | ELECTRIC UTILITIES | 13249 | DUKE ENERGY CORP | SAPPHIRE DRIVE. STREET LIGHTING CONTRACT. THE CONTRACT COST IS \$39.72 PER MONTH FOR 3 YRS. DO NOT ENCUMBER, WILL BE ROLLED INTO EXISTING MONTHLY ELECTRIC BILLS. | \$1,429.92 | MARK AHRENSEN |

Contracts Approved by City Manager

3rd Quarter Contracts FY2016 - January 1, 2016 to March 31, 2016

| | | | | | | |
|----------------|-----------------------|-------|----------------------------|---|-------------|-----------------|
| TRANSPORTATION | ELECTRIC UTILITIES | 13260 | DUKE ENERGY CORP | SUBDIVISION BRIGHELEAF AT THE PARK TRACT 1 PH 6 & 7 ST. LTS - PATTERSON MILL RD. STREET LIGHTING CONTRACT. THE CONTRACT COST IS \$278.20 PER MONTH FOR 3 YRS. DO NOT ENCUMBER, WILL BE ROLLED INTO EXISTING MONTHLY ELECTRIC BILLS. | \$10,015.20 | MARK AHRENSEN |
| TRANSPORTATION | ELECTRIC UTILITIES | 13309 | DUKE ENERGY CORP | TAYLOR ST. STREET LIGHTING CONTRACT. THE CONTRACT COST IS \$39.36 PER MONTH FOR 3 YRS. DO NOT ENCUMBER, WILL BE ROLLED INTO EXISTING MONTHLY ELECTRIC BILLS. | \$1,416.96 | MARK AHRENSEN |
| TRANSPORTATION | ELECTRIC UTILITIES | 13310 | DUKE ENERGY CORP | E. FOREST HILLS BLVD. AT 800. STREET LIGHTING CONTRACT. THE CONTRACT COST IS \$15.23 PER MONTH FOR 3 YRS. DO NOT ENCUMBER, WILL BE ROLLED INTO EXISTING MONTHLY ELECTRIC BILLS. | \$548.28 | MARK AHRENSEN |
| TRANSPORTATION | ELECTRIC UTILITIES | 13315 | DUKE ENERGY CORP | OLYMPIC AVENUE AND STADIUM DRIVE/ STREET LIGHTING CONTRACT. THE CONTRACT COST IS \$204.68 PER MONTH FOR 3 YRS. DO NOT ENCUMBER, WILL BE ROLLED INTO EXISTING MONTHLY ELECTRIC BILLS. | \$7,368.48 | MARK AHRENSEN |
| TRANSPORTATION | ELECTRIC UTILITIES | 13314 | DUKE ENERGY CORP | PANTHERS RUN DR/ STREET LIGHTING CONTRACT. THE CONTRACT COST IS \$79.44 PER MONTH FOR 3 YRS. DO NOT ENCUMBER, WILL BE ROLLED INTO EXISTING MONTHLY ELECTRIC BILLS. | \$2,859.84 | MARK AHRENSEN |
| TRANSPORTATION | ELECTRIC UTILITIES | 13347 | DUKE ENERGY CORP | BUFFALO WAY STREET LIGHTING CONTRACT. CONTRACT COST IS \$158.88 PER MONTH FOR 3 YEARS. DO NOT ENCUMBER, WILL BE ROLLED INTO THE EXISTING MONTHLY ELECTRIC BILLS. | \$5,719.68 | MARK AHRENSEN |
| TRANSPORTATION | ELECTRIC UTILITIES | 13348 | DUKE ENERGY CORP | NELLORA LANE STREET LIGHTING CONTRACT. CONTRACT COST IS \$278.44 PER MONTH FOR 3 YRS. DO NOT ENCUMBER, WILL BE ROLLED INTO EXISTING MONTHLY ELECTRIC BILLS. | \$10,009.44 | MARK AHRENSEN |
| TRANSPORTATION | ELECTRIC UTILITIES | 13350 | DUKE ENERGY CORP | PUTTERS CT. STREET LIGHTING CONTRACT. CONTRACT COST IS \$59.58 PER MONTH FOR 3 YRS. DO NOT ENCUMBER, WILL BE ROLLED INTO EXISTING MONTHLY ELECTRIC BILLS. | \$2,144.88 | MARK AHRENSEN |
| TRANSPORTATION | PROFESSIONAL SERVICES | 13338 | QUALITY COUNTS LLC | SUPPLEMENTAL AGREEMENT #3 TO MASTER AGRMT. 10702 TO COLLECT AND SUMMARIZE DATA, INCLUDING PERFORMING QUALITY CHECK; 48- HOUR TUBE CLASSIFICATION/SPEED COUNTS PER HR AND DIRECTION, PEAK & OFF -PEAK TRAVEL TIME/SPEED STUDIES, TURNING MOVEMENT DATA & N | \$94,480.00 | THOMAS BONFIELD |
| TRANSPORTATION | AGREEMENTS | 13337 | RENAISSANCE PLANNING GROUP | SUPPLEMENTAL AGREEMENT #3 TO MASTER AGREEMENT #10661. THE PRIMARY PURPOSE OF THIS SUPPLEMENTAL AGREEMENT IS FOR THE CONSULTANT TO PREPARE THE MPO ANNUAL REPORT FOR THE DURHAM-CHAPEL HILL-CARRBORO METROPOLITAN PLANNING ORGANIZATION (DCHC MPO). | \$90,108.00 | THOMAS BONFIELD |

Contracts Approved by City Manager

3rd Quarter Contracts FY2016 - January 1, 2016 to March 31, 2016

| | | | | | | |
|----------------------|----------------------|-------|--|---|--------------|-----------------|
| TRANSPORTATION | AGREEMENTS | 13355 | STANTEC CONSULTING SERVICES | SUPPLEMENTAL AGREEMENT #3 TO MASTER AGREEMENT CONTRACT # 10663. TO CREATE THE IMPLEMENTATION PROGRAM FOR PEDESTRIAN AND BICYCLE NETWORKS. | \$125,000.00 | THOMAS BONFIELD |
| TRANSPORTATION | AGREEMENTS | 13329 | LINCOLN STREET COMMUNITY | LEASE AGREEMENT FOR (4) PARATRANSIT VEHICLES/DATA | \$20.00 | THOMAS BONFIELD |
| TRANSPORTATION | AGREEMENTS | 13414 | DUKE UNIVERSITY | DUKE UNIVERSITY - BULL CITY CONNECTOR (BCC) THIS AGREEMENT SHALL BE EFFECTIVE AUGUST 1, 2015 AND SHALL CONTINUE FOR ONE YEAR. | \$0.01 | THOMAS BONFIELD |
| POLICE | SERVICE | 13247 | REBECCA A WALLER | FORENSIC LATENT PRINT EXAMINER PEER REVIEWS | \$15,000.00 | THOMAS BONFIELD |
| POLICE | SERVICE | 13313 | ANGELA R BERRY | PROVIDE LATENT PRINT EXAMINER PEER REVIEWS IN FY16 | \$16,000.00 | THOMAS BONFIELD |
| POLICE | SERVICE | 13311 | DWANE S HILDERBRAND | LATENT PRINT EXAMINER PEER REVIEWS | \$14,000.00 | THOMAS BONFIELD |
| POLICE | SERVICE | 13407 | BEVERLY JAYNELLE COUNCIL | WORKSHOPS ON PRACTICAL STRATEGIES FOR INTERACTING WITH LAW ENFORCEMENT | \$15,000.00 | THOMAS BONFIELD |
| POLICE | GRANTS-AMENDMENT | 12880 | NC DEPARTMENT OF TRANSPORTATION | 2015 NCGHSP: BIKESAFE GRANT-2015 NCGHSP: BIKESAFE GRANT AMENDMENT | \$5,000.00 | THOMAS BONFIELD |
| POLICE | GRANTS-AMENDMENT | 12758 | TOWN OF CARY | 2015 HIDTA GRANT CITY OF CARY CONTRACT-2015 HIDTA GRANT CITY OF CARY CONTRACT AMENDMENT | \$14,000.00 | THOMAS BONFIELD |
| PARKS AND RECREATION | AGREEMENTS-EXTENSION | 9713 | DUKE UNIVERSITY | COOPERATIVE AGREEMENT FOR USE OF EDISON JOHNSON-EXTENSION OF AGREEMENT FOR 1 YEAR AS PER TERMS IN ORIGINAL AGREEMENT | \$0.00 | RHONDA PARKER |
| PARKS AND RECREATION | LEASE | 13146 | ACHIEVEMENT ACADEMY OF DURHAM | NON PROFIT USAGE OF WI PATTERSON RECREATION CENTER | \$0.00 | RHONDA PARKER |
| PARKS AND RECREATION | LEASE | 13411 | BROOKE E MARIANI | CARE TAKER AT MCCOWN-MANGUM HOUSE | \$0.00 | RHONDA PARKER |
| PARKS AND RECREATION | SERVICE | 13252 | CORISHA MCCAIN BRICKLE | MATURE ADULT FITNESS INSTRUCTOR | \$1,518.00 | RHONDA PARKER |
| PARKS AND RECREATION | SERVICE | 13253 | CORISHA MCCAIN BRICKLE | SPINNING BIKE INSTRUCTOR | \$1,012.00 | RHONDA PARKER |
| PARKS AND RECREATION | SERVICE | 13251 | FRIENDS OF THE NC MUSEUM OF NATURAL SCIENCES | AGRREMENT FOR WIDLIFE CAMERA INSTALALTION AT WEST | \$0.00 | RHONDA PARKER |
| PARKS AND RECREATION | SERVICE | 13269 | BRADLEY THOMAS SOLOMON | OFF DUTY SECURITY SERVICES PROVIDED BY DURHAM COUNTY SHERIFF'S DEPARTMENT | \$1,250.00 | RHONDA PARKER |
| PARKS AND RECREATION | SERVICE | 13268 | JOSHUA COOK HOLLAND | OFF DUTY SECURITY SERVICES PROVIDED BY DURHAM COUNTY SHERIFF'S DEPARTMENT | \$1,250.00 | RHONDA PARKER |
| PARKS AND RECREATION | SERVICE | 13292 | NATIKWA GONZALEZ | DANCE INSTRUCTOR | \$1,250.00 | RHONDA PARKER |
| PARKS AND RECREATION | SERVICE | 13291 | TIFFANY KELLY | FITNESS INSTRUCTOR | \$20.00 | RHONDA PARKER |
| PARKS AND RECREATION | SERVICE | 13293 | DIABEL DIOM | DRUMMING INSTRUCTOR | \$1,250.00 | RHONDA PARKER |
| PARKS AND RECREATION | SERVICE | 13294 | MARIE A CROCK | INSTRUCTOR | \$280.00 | RHONDA PARKER |
| PARKS AND RECREATION | SERVICE | 13295 | TIFFANY KELLY | FITNESS INSTRUCTOR | \$320.00 | RHONDA PARKER |
| PARKS AND RECREATION | SERVICE | 13296 | DEBRA L PAULING | ROCK THE PARK PERFORMER | \$1,000.00 | RHONDA PARKER |
| PARKS AND RECREATION | SERVICE | 13306 | MARY YOST | OULA INSTRUCTOR | \$396.00 | RHONDA PARKER |
| PARKS AND RECREATION | SERVICE | 13305 | DAVID GERALD ENTERPRISES | ROCK THE PARK PERFORMER | \$1,200.00 | RHONDA PARKER |
| PARKS AND RECREATION | SERVICE | 13304 | MIRANDA FAITH ERIN | SOFTBALL CLINIC INSTRUCTOR | \$100.00 | RHONDA PARKER |
| PARKS AND RECREATION | SERVICE | 13303 | SHAINA DABBS | SOFTBALL INSTRUCTOR | \$100.00 | RHONDA PARKER |

Contracts Approved by City Manager

3rd Quarter Contracts FY2016 - January 1, 2016 to March 31, 2016

| | | | | | | |
|----------------------|-------------------|-------|---------------------------------------|---|-------------|-------------------|
| PARKS AND RECREATION | SERVICE | 13307 | CEYONNE FITNESS LLC | FITNESS INSTRUCTOR | \$88.00 | RHONDA PARKER |
| PARKS AND RECREATION | SERVICE | 13316 | BESTFRIENDZ | BIMBE 2016 HEADLINER | \$25,000.00 | THOMAS BONFIELD |
| PARKS AND RECREATION | SERVICE | 13297 | A&B CLEANING SERVICE INC | ARMORY CLEANING CONTRACT | \$15,000.00 | THOMAS BONFIELD |
| PARKS AND RECREATION | SERVICE | 13209 | CRAIG JAMES | FITNES INSTRUCTOR | \$300.00 | RHONDA PARKER |
| PARKS AND RECREATION | SERVICE | 13319 | DUKE UNIVERSITY | TLA AGREEMENT AS PART OF DUKE BULL CITY FIT | \$0.00 | RHONDA PARKER |
| PARKS AND RECREATION | SERVICE | 13317 | DURHAM COUNTY GOVERNMENT | BIMBE USE OF STADIUM PARKING LOT 2016 | \$500.00 | RHONDA PARKER |
| PARKS AND RECREATION | SERVICE | 13332 | KIM SAFFRAN | RECESS INSTRUCTOR | \$100.00 | WILLIAM FERGUSON |
| PARKS AND RECREATION | SERVICE | 13331 | GOVERNERS CLUB | TENNIS COURT USAGE AGREEMENT | \$0.00 | WILLIAM FERGUSON |
| PARKS AND RECREATION | SERVICE | 13330 | IMAGINATIVE LEARNING INC | SCIENCE CLASS | \$418.00 | WILLIAM FERGUSON |
| PARKS AND RECREATION | SERVICE | 13327 | BILLIE LEE GUNN JR | OFF DUTY SECURITY SERVICES PROVIDED BY DURHAM COUNTY SHERIFF'S DEPARTMENT | \$2,000.00 | WILLIAM FERGUSON |
| PARKS AND RECREATION | SERVICE | 13328 | DAVID LEE MCCALLUM III | OFF DUTY SECURITY SERVICES PROVIDED BY DURHAM COUNTY SHERIFF'S DEPARTMENT | \$1,250.00 | WILLIAM FERGUSON |
| PARKS AND RECREATION | SERVICE | 13333 | DURHAM CENTER FOR SENIOR LIFE | FACILITY USAGE AGREEMENT | \$0.00 | WILLIAM FERGUSON |
| PARKS AND RECREATION | SERVICE | 13371 | DURHAM ARTS COUNCIL INC | KIDS ZONE FOR BIMBE | \$1,300.00 | RHONDA PARKER |
| PARKS AND RECREATION | SERVICE | 13372 | PAINT SAVVY | FACE PAINTING FOR EASTER EGG HUNT WEST POINT | \$450.00 | RHONDA PARKER |
| PARKS AND RECREATION | SERVICE | 13377 | NC CENTRAL UNIVERSITY | INSTRUCTIONAL AGREEMENT FOR JAMETTA PETTIWAY | \$0.00 | RHONDA PARKER |
| PARKS AND RECREATION | SERVICE | 13376 | CHALLENGE DESIGN INNOVATIONS INC | LOW ROPES COURSE INSPECTION 2 SITES | \$951.00 | RHONDA PARKER |
| PARKS AND RECREATION | SERVICE | 13374 | SHAMEKA NICOLE GRAVES | DESIGN INSTRUCTOR | \$120.00 | RHONDA PARKER |
| PARKS AND RECREATION | SERVICE | 13397 | SHARON DENISE CONNELLY | DANCE INSTRUCTOR | \$120.00 | RHONDA PARKER |
| PARKS AND RECREATION | SERVICE | 13398 | ERIC M MILLER | SKYHOUNDZ COORDINATOR | \$150.00 | RHONDA PARKER |
| PARKS AND RECREATION | SERVICE | 13394 | ASHLEY TRICE | BIMBE DRUM SET USAGE | \$300.00 | RHONDA PARKER |
| PARKS AND RECREATION | SERVICE | 13395 | JUSTIN DEAN BURNETTE | BIMBE ALUMNI BASKETBALL GAME DJ | \$300.00 | RHONDA PARKER |
| PARKS AND RECREATION | SERVICE | 13415 | LINDSAY VEIT BAYER | CHILD CARE DE-ESCALATION PRESENTATION | \$400.00 | RHONDA PARKER |
| PARKS AND RECREATION | SERVICE | 13408 | JADE POTEAT | DANCE INSTRUCTOR | \$960.00 | RHONDA PARKER |
| PARKS AND RECREATION | SERVICE | 13409 | NATURE PURE ESSENTIALS | ESSENTIAL OILS FOR DOGS INSTRUCTOR | \$220.00 | RHONDA PARKER |
| PARKS AND RECREATION | SERVICE | 13412 | NO REGRET PRODUCTIONS LLC | SOUND SERVICES FOR EARTHDAY AND SENIOR HOLIDAY PAR | \$2,341.75 | RHONDA PARKER |
| PARKS AND RECREATION | SERVICE | 13410 | SCOTT DEXTER | SOUND SERVICES FOR ROCK THE PARK, LATINO FEST AND HOLIDAY FUN FEST | \$6,600.00 | RHONDA PARKER |
| PARKS AND RECREATION | SERVICE | 13425 | STARRLIGHT MEAD LLC, REBECCA STARR | MEAD MAKING INSTRUCTOR | \$100.00 | RHONDA PARKER |
| PARKS AND RECREATION | SERVICE | 13420 | MARTY TAYLOR AUDIO LLC | BIMBE 2016 SOUND | \$4,800.00 | RHONDA PARKER |
| PARKS AND RECREATION | SERVICE | 13373 | PRESTON JONES, III | BACKSTAGE SECURITY AND CROWD CONTROL BIMBE | \$1,030.00 | RHONDA PARKER |
| PARKS AND RECREATION | GRANTS | 13388 | NAT'L RECREATION AND PARK ASSOCIATION | PARKS BUILD COMMUNITY PROGRAM | \$20,000.00 | THOMAS BONFIELD |
| HUMAN RESOURCES | SERVICE-EXTENSION | 10071 | ETR SERVICES LLC | SPANISH LANGUAGE SERVICES: FACILITATION, TESTING-SPANISH LANGUAGE SERVICES: FACILITATION. TESTING | \$0.00 | REGINA YOUNGBLOOD |

Contracts Approved by City Manager

3rd Quarter Contracts FY2016 - January 1, 2016 to March 31, 2016

| | | | | | | |
|----------------------|-------------------|-------|--|--|----------------|-------------------|
| HUMAN RESOURCES | SERVICE-EXTENSION | 10259 | L C B ENTERPRISES INC | PROVIDE RECORD MANAGEMENT AND FILE MAINTENANCE-PROVIDE RECORD MANAGEMENT AND FILE MAINTENANCE | \$37,000.00 | THOMAS BONFIELD |
| HUMAN RESOURCES | SERVICE | 13267 | LANCESOFT INC | LANCESOFT MASTER SERVICES AGREEMENT STAFFING SERVICES - VENDOR ON APPROVED PROFESSIONAL STAFFING LIST. | \$1.00 | REGINA YOUNGBLOOD |
| HUMAN RESOURCES | SERVICE | 13255 | INSPIRUS CONSULTING INC | FACILITATED DIVERSITY & INCLUSION TNG (2015) VENDOR HAS ALREADY BEEN PAID FOR SERVICES RENDERED TRAINING OCCURED O N: JULY 27, AUG 17 AND SEPT 14 2015 | \$4,050.00 | REGINA YOUNGBLOOD |
| HUMAN RESOURCES | SERVICE | 13271 | ACCOUNTING PRINCIPALS INC | SERVICE AGREEMENT PROVIDE TEMPORARY STAFFING | \$1.00 | REGINA YOUNGBLOOD |
| HUMAN RESOURCES | SERVICE | 13299 | DEVELOPMENTAL ASSOCIATES | POLICE CHIEF RECRUITMENT | \$25,000.00 | THOMAS BONFIELD |
| HUMAN RESOURCES | SERVICE | 13302 | EXPRESS SERVICES INC | PROVIDE TEMPORARY STAFFING SERVICES | \$1.00 | REGINA YOUNGBLOOD |
| HUMAN RESOURCES | SERVICE | 13318 | PEOPLE 2.0 GLOBAL INC | PROVIDE TEMPORARY STAFFING | \$1.00 | REGINA YOUNGBLOOD |
| HUMAN RESOURCES | SERVICE | 13321 | DAVIS TECHNICAL STAFFING | TEMPORARY STAFFING VENDOR | \$1.00 | REGINA YOUNGBLOOD |
| ECONOMIC DEVELOPMENT | GRANTS | 13204 | AMERICAN DANCE FESTIVAL | FUNDING FOR FY 2015-2016 AMERICAN DANCE FESTIVAL | \$36,000.00 | THOMAS BONFIELD |
| ECONOMIC DEVELOPMENT | GRANTS | 13160 | CENTER FOR DOCUMENTARY STUDIES | FUNDING FOR FULL FRAME DOCUMENTARY FILM FESTIVAL FOR JULY 2015-JUNE 2016 | \$55,000.00 | THOMAS BONFIELD |
| ECONOMIC DEVELOPMENT | GRANTS | 13402 | NET FRIENDS INC | INCUMBENT WORKER TRAINING GRANT NOV 2015 ROUND | \$10,000.00 | WANDA PAGE |
| ECONOMIC DEVELOPMENT | GRANTS | 13419 | BEYU CAFFE MANAGEMENT INC | INCUMBENT WORKER TRAINING GRANT FROM NOV 2015 | \$4,117.00 | THOMAS BONFIELD |
| ECONOMIC DEVELOPMENT | AGREEMENTS | 13239 | WEXFORD CHESTERFIELD PARKING LLC | ECONOMIC INCENTIVE AGREEMENT | \$6,000,000.01 | THOMAS BONFIELD |
| ECONOMIC DEVELOPMENT | SERVICE | 13290 | STONEBRIDGE COMMUNICATIONS INC | CONTRACT TO PRODUCE ANNUAL REPORT VIDEO FOR WORKFORCE DEVELOPMENT | \$6,500.00 | KEVIN DICK |
| TECHNOLOGY SOLUTIONS | INTERLOCAL | 13274 | COUNTY OF DURHAM | JOINT INITATIVE PUBLIC MOBILE REPORTING PROGRAM | \$0.00 | THOMAS BONFIELD |
| TECHNOLOGY SOLUTIONS | SERVICE-AMENDMENT | 10925 | US BANK NATIONAL ASSOCIATION | FOUR-YEAR SHARP BUSINESS SYSTEMS AGREEMENT-ADD EQUIPMENT TO MAINTENANCE INVENTORY- NO ADDITIONAL FUNDS | \$1,091,513.00 | THOMAS BONFIELD |
| TECHNOLOGY SOLUTIONS | SERVICE | 13266 | INFO TECH RESEARCH INC | INFORMATION TECHNOLOGY GOVERNANCE WORKSHOP | \$19,000.00 | THOMAS BONFIELD |
| TECHNOLOGY SOLUTIONS | SERVICE | 13381 | NWN CORPORATION | CISCO SMARTNET MAINTENANCE AGREEMENT RENEWAL | \$37,922.22 | THOMAS BONFIELD |
| TECHNOLOGY SOLUTIONS | SERVICE | 13283 | NWN CORPORATION | TELECOMMUNICATION SYSTEM MANAGED SERVICES AND SUPPORT WITH NWN CORPORATION | \$495,300.00 | THOMAS BONFIELD |
| TECHNOLOGY SOLUTIONS | SERVICE-EXTENSION | 9512 | ENVIRONMENTAL SYSTEMS RESEARCH INSTITUTE INC | SOFTWARE MAINTENANCE SERVICES MODIFICATION #4 ESRI ANNUAL SOFTWARE MAINTENANCE AGREEMENT (2015-2016) ADD: 2015--0N030000-723410 (\$95,947.81)-SOFTWARE MAINTENANCE SERVICES MODIFICATION #5 ESRI ANNUAL SOFTWARE MAINTENANCE AGREEMENT (2016-2017) ADD: 2016--0N030000-723410 (\$98,350) | \$474,647.81 | THOMAS BONFIELD |

Contracts Approved by City Manager

3rd Quarter Contracts FY2016 - January 1, 2016 to March 31, 2016

| | | | | | | |
|--------------------------|----------------------|-------|--------------------------------|---|----------------|-----------------|
| EMERGENCY COMMUNICATIONS | SERVICE-AMENDMENT | 10132 | INTRADO INC | NEXT GENERATION TELEPHONE SYSTEM-NEXT GENERATION TELEPHONE SYSTEM FOR DURHAM 9-1-1 AND DURHAM COUNTY SHERIFF'S OFFICE | \$3,943,800.00 | THOMAS BONFIELD |
| CITY MANAGERS OFFICE | AGREEMENTS-EXTENSION | 12015 | ALLIANCE BEHAVIORAL HEALTHCARE | MOA WITH ALLIANCE BEHAVIORAL HEALTHCARE-MOA EXTENTION WITH ALLIANCE BEHAVIORAL HEALTHCARE | \$109,802.00 | THOMAS BONFIELD |
| SOLID WASTE | AGREEMENTS | 13399 | GLOBAL NORTH CAROLINA, INC. | E-WASTE HAULER | \$25,000.00 | THOMAS BONFIELD |

Impact Fees
Summary of Revenues and Expenditures
for Quarter Ending March 2016

Exhibit 7

| Zone | 6/30/2015 Account Balance | FY 2016 | | | | |
|-----------------------------|---------------------------------|---------------------------------|--|--|---|--|
| | | 3/31/2016 Account Balance | 3/31/2016 Funds obligated to CIP Projects* | 3rd Quarter 3/31/2016 Funds Available | Projected Revenue to 6/30/2016 | Projected Funds Available 6/30/2016 |
| Streets | | | | | | |
| Zone 1 | 2,218,614 | 2,158,143 | 1,697,074 | 461,070 | - | 461,070 |
| Zone 2 | 2,696,272 | 2,709,053 | - | 2,709,053 | - | 2,709,053 |
| Zone 3 | 3,415,998 | 3,432,191 | 2,000,000 | 1,432,191 | - | 1,432,191 |
| Zone 4 | 14,664,902 | 15,750,232 | 10,357,187 | 5,393,045 | 383,035 | 5,776,080 |
| Zone 5 | 8,851,542 | 9,247,693 | 7,132,525 | 2,115,168 | 132,066 | 2,247,234 |
| Zone 6 | 735,175 | 771,121 | - | 771,121 | 10,927 | 782,048 |
| Parks and Recreation | | | | | | |
| Zone 1 | 1,342,911 | 719,225 | 336,450 | 382,775 | 45,442 | 428,217 |
| Zone 2 | 986,363 | 1,323,920 | 445,850 | 878,070 | 112,598 | 990,668 |
| Zone 3 | 589,228 | 656,563 | 448,137 | 208,427 | 33,613 | 242,040 |
| Open Space | | | | | | |
| Zone 1 | 485,349 | 421,637 | 130,280 | 291,357 | 23,323 | 314,680 |
| Zone 2 | 417,700 | 595,877 | 200,000 | 395,877 | 59,866 | 455,743 |
| Zone 3 | 446,787 | 395,793 | 314,858 | 80,935 | 18,212 | 99,147 |
| | 36,850,842 | 38,181,449 | 23,062,360 | 15,119,089 | 819,082 | 15,938,171 |

*Obligated Funds represent amounts allocated but not yet transferred to the projects.

City of Durham, North Carolina
Planned Debt Issuance as of March 31, 2016

As part of the annual budget process, the City Council approved a number of projects in the 2016-2021 Capital Improvement Plan and had previously approved other capital projects in the prior year's CIP. The City is in the process of finalizing use of a line of credit to provide interim funding for projects that have been previously approved during the annual CIP process. The financing closed in April of 2016.

Reimbursement Resolutions

At the August 2nd, 2010, City Council meeting, Council adopted a resolution delegating authority to approve individual Reimbursement Resolutions to the Finance Director. This delegation of authority included the requirement to report to Council on a quarterly basis about declarations of intent to reimburse itself. Pursuant to this requirement, during the current quarter of FY2015-16, the Finance Director did not adopt a reimbursement resolution.

City of Durham
Donations
For Quarter Ending March 31, 2016

Exhibit 9

Parks and Recreation Department

| | |
|-------------------------------|---------------|
| Triangle Community Foundation | 250.00 |
| Allison Appraisals | <u>100.00</u> |
| | 350.00 |

Economic & Workforce Development

| | |
|--------------|----------|
| Lewis Meyers | 1,500.00 |
|--------------|----------|

| | |
|-------------------------|--------|
| Water into trees | 586.70 |
|-------------------------|--------|

| | |
|-------|---------------------------|
| Total | <u><u>\$ 2,436.70</u></u> |
|-------|---------------------------|

**Capital Improvements Program - Projects Listing
 March 31, 2016 Quarterly Report
 FY 2016 – Third Quarter**

| Culture & Recreation | | | | | |
|---|--------------------------|---------------------------------------|------------------------------|--|------------------|
| Projects | Financial Summary | | | Project Status | |
| Project Title | Authorized Budget | Expenditures/ Encumbrances | Available Balance | Latest Project Status Reports | Stoplight |
| Aquatic Updates (Pools) - Dehumidifier Units | \$643,000.00 | \$42,927.00 | \$600,073.00 | (Jan/05/2016) Project Phase: Design Percent of Current Phase Complete: 20% Major Activities This Period: Edison Johnson Pool: Design Development drawings for the new dehumidification and ventilation system were reviewed in December. The schedule was updated due to a 3 month lead time on the units in order to not interfere with winter swim meet schedule. Campus Hills Pool: A request for qualifications was advertised to SLBE architecture firms. The submittals are due January 7, 2016. This is a larger project than Edison Johnson, involving moving the units from an inside room to a new outside concrete pad. Expected Date of Substantial Completion: (qtr/year) 4/2016 | Green |
| Aquatics Upgrades - City-Wide Master Plan | \$120,000.00 | \$0.00 | \$120,000.00 | (Apr/05/2016) Project Phase: Planning Percent of Current Phase Complete: 85% Major Activities This Period: 1. Szostak Design, Inc. was selected as the best qualified consultant for the project in early January. 2. On 1/12/16, the City sent Szostak Design an "Intent to Award" letter. 3. Project Scope and | Green |

**Capital Improvements Program - Projects Listing
 March 31, 2016 Quarterly Report
 FY 2016 – Third Quarter**

| | | | | | |
|-----------------------------------|----------------|----------------|-------------|---|--------------|
| | | | | <p>Fee negotiations with Szostak began in late January and wrapped up in early March. 4. The draft Szostak Design contract was entered into City Council's agenda for approval at their 4/18 meeting.</p> <p>Expected Date of Substantial Completion: (qtr/year) 4/2016</p> | |
| Athletic Court Renovations | \$1,699,806.00 | \$1,656,046.00 | \$43,760.00 | <p>(Apr/01/2016) Project Phase: Construction/Installation Percent of Current Phase Complete: 50% Major Activities This Period: This project is comprised of multiple projects at various locations. Prior locations completed Rock Quarry (8 Tennis courts), Southern Boundaries (8 Tennis courts), Elmira (2 BB Courts; CR Woods (2 BB Courts) Elmira (8 Tennis Courts; Whippoorwill (8 Tennis Courts), East Durham (1 BB court), East End (2 BB courts), Lyon (2 BB courts). Expected Date of Substantial Completion: (qtr/year) 4/2016 Other Comments: Currently active sites: 1. Forest Hills Park tennis court construction was completed November 2015. (100%) 2. Sherwood Park futsal courts are currently at the end of the design phase. The project will be advertised for bidding in April 2016 and construction is anticipated to begin June 2016.</p> | Green |

**Capital Improvements Program - Projects Listing
 March 31, 2016 Quarterly Report
 FY 2016 – Third Quarter**

| | | | | | |
|---|---------------------|---------------|---------------------|--|---------------------|
| <p>ATT Parking Lot at Scott King Road</p> | <p>\$105,000.00</p> | <p>\$0.00</p> | <p>\$105,000.00</p> | <p>(Apr/05/2016) Project Phase: Design Percent of Current Phase Complete: 10% Major Activities This Period: The RFP for design, surveying and permitting has been awarded to Horvath and associates. The surveying and project due diligence is underway. Upon completing the preliminary base development a site plan will be developed along with coordination between NCDOT rail corridor personnel and duke energy. Expected Date of Substantial Completion: (qtr/year) 4/2016</p> | <p>Green</p> |
| <p>C.M. Herndon Park (Baseball Field Lights)</p> | <p>\$220,000.00</p> | <p>\$0.00</p> | <p>\$220,000.00</p> | <p>(Apr/05/2016) Project Phase: Completed Percent of Current Phase Complete: 100% Major Activities This Period: A contract with Musco the lighting manufacturer to fabricate and install the lighting for the two baseball fields was awarded and a notice to proceed was issued for 2/1/2016. The contractor completed the work on 3/18 and the punch list, operations and service was completed by 4/1. Just in time for baseball/softball season. Expected Date of Substantial Completion: (qtr/year) 4/2016</p> | <p>Green</p> |
| <p>Crest St. Park (Baseball Field Lights)</p> | <p>\$235,000.00</p> | <p>\$0.00</p> | <p>\$235,000.00</p> | <p>(Apr/05/2016) Project Phase: Planning Percent of Current Phase Complete: 15%</p> | <p>Green</p> |

**Capital Improvements Program - Projects Listing
 March 31, 2016 Quarterly Report
 FY 2016 – Third Quarter**

| | | | | | |
|--|--------------|-------------|--------------|--|-------------------------------------|
| | | | | <p>Major Activities This Period: PM has met with the Lighting manufacturer/ installer to review scope, cost and schedule of the project. Final proposal will commence upon identifying the impacts of the Duke Energy easements and fence relocation plans. Expected Date of Substantial Completion: (qtr/year) 4/2016</p> | |
| Demolition DPR Structure | \$58,751.00 | \$59,710.00 | (\$959.00) | <p>(Apr/05/2016) Project Phase: Completed Percent of Current Phase Complete: 100% Major Activities This Period: Construction is completed for the phase I & II building demolitions project which included demolishing a restroom building at Northgate Park and Red Maple Park, A garage structure at Westpoint on the Eno park and a Concession building a Solite Park. Supplemental funding has allowed project to include Phase II, deconstruction of the Duke Caretakers residence. Expected Date of Substantial Completion: (qtr/year) 4/2016</p> | Green PROJECT IS COMPLETE |
| DPR Restroom Pilot Project - Portland Loo | \$200,000.00 | \$0.00 | \$200,000.00 | <p>(Apr/01/2016) Project Phase: Other Percent of Current Phase Complete: 0% Major Activities This Period: No work to report this quarter. Expected Date of Substantial Completion: (qtr/year) unknown</p> | Green |

**Capital Improvements Program - Projects Listing
 March 31, 2016 Quarterly Report
 FY 2016 – Third Quarter**

| | | | | | |
|---|---------------------|---------------------|---------------------|--|---------------------|
| <p>Edgemont Park - Playground Equipment</p> | <p>\$200,000.00</p> | <p>\$4,150.00</p> | <p>\$195,850.00</p> | <p>(Dec/31/2015) Project Phase: Other Percent of Current Phase Complete: 0% Major Activities This Period: Major Activities This Period: Project Phase: Planning Percent of Current Phase Complete: 0% Major Activities This Period: Current Year CIP Request FUNDED for \$200,000 to purchase (4) Adjacent lots and install new playground equipment. A signed Option to Purchase the adjacent lots was received 12/21/15. The transaction will be reviewed by the Attorney General's office as the seller is a non-profit-Review process initiated. Pending this review the item will be taken to City Council. Expected Date of Substantial Completion: (qtr/year) 4/2016</p> | <p>Green</p> |
| <p>Herndon Park Artificial Turf Soccer Field</p> | <p>\$900,000.00</p> | <p>\$789,089.00</p> | <p>\$110,911.00</p> | <p>(Apr/05/2016) Project Phase: Completed Percent of Current Phase Complete: 100% Major Activities This Period: The Contractor has achieved substantial completion for the field base work and the artificial turf contract in the fall. A separate fencing purchase order is underway to provide fencing, benches and goals. Fencing contractor completed all work in January. Expected Date of Substantial Completion: (qtr/year) 4/2016</p> | <p>Green</p> |

Capital Improvements Program - Projects Listing
March 31, 2016 Quarterly Report
FY 2016 – Third Quarter

| | | | | | |
|--|--------------|--------------|-------------|---|--------|
| Lyon Park Upgrade 2014 | \$600,494.00 | \$549,662.00 | \$50,832.00 | (Oct/19/2015) Project Phase: Design Percent of Current Phase Complete: 5% Major Activities This Period: This project has been handed off to Public Works for completion. Survey is underway to begin sidewalk design. Construction is currently anticipated to begin in the spring of 2016. Expected Date of Substantial Completion: (qtr/year) 4/2016 Other Comments: All DPR components of the project have been 100% complete. | Yellow |
| Moreene Rd. Park (Field Expansions/Renovations) | \$0.00 | \$0.00 | \$0.00 | (Apr/06/2016) Project Phase: Planning Percent of Current Phase Complete: 0% Major Activities This Period: Initiate Design RFQ for Professional Services in 4th quarter 2016. Expected Date of Substantial Completion: (qtr/year) 4/2016 | Green |
| Park Renovations | \$226,590.00 | \$218,341.00 | \$8,249.00 | (Apr/06/2016) Project Phase: Other Percent of Current Phase Complete: 0% Major Activities This Period: For updates on various park locations, refer to the site specific projects. Expected Date of Substantial Completion: (qtr/year) unknown | Green |
| Public Art Fund | \$20,000.00 | \$0.00 | \$20,000.00 | (Apr/14/2016) Project Phase: Other Percent of Current Phase Complete: | Green |

**Capital Improvements Program - Projects Listing
 March 31, 2016 Quarterly Report
 FY 2016 – Third Quarter**

| | | | | | |
|---|--------------|--------------|--------------|--|--------------|
| | | | | 0% Major Activities This Period: No new information to report. Expected Date of Substantial Completion: (qtr/year) unknown | |
| Twin Lakes Park Upgrades (Feasibility Study) | \$625,000.00 | \$625,000.00 | \$0.00 | (Oct/12/2015) Project Phase: Construction/Installation Percent of Current Phase Complete: 60% Major Activities This Period: 1. The prefabricated restroom building was delivered and installed in early September. 2. The majority of grading operations were completed in early October. Expected Date of Substantial Completion: (qtr/year) 2/2016 Other Comments: This project is on schedule for Substantial completion 12/11/15. | Green |
| West Ellerbee Creek Trail - Phase II | \$940,000.00 | \$406,216.00 | \$533,784.00 | (Apr/01/2016) Project Phase: Other Percent of Current Phase Complete: 0% Major Activities This Period: Right of Way Certification comments issued by NC DOT are being addressed by the design engineer. Approval anticipated April 2016. The Plans, Specifications, & Estimate ("PS&E") are under review at NC DOT - approval anticipated May 2016. A TIP Amendment was for an additional \$358,640 in Federal CMAQ funding was approved by the DCHC MPO and will be reviewed by NC DOT - approval anticipated July | Green |

**Capital Improvements Program - Projects Listing
 March 31, 2016 Quarterly Report
 FY 2016 – Third Quarter**

| | | | | | |
|---|--------------------------|---------------------------------------|------------------------------|--|------------------|
| | | | | 2016. Expected Date of Substantial Completion: (qtr/year) 4/2016 Other Comments: ROW Certification, PS&E, and TIP amendment approval is required in order to be granted Construction Authorization. The City is not authorized to bid Construction or Construction Administration services until NC DOT issues Construction Authorization. | |
| Total for Culture & Recreation | \$6,793,641.00 | \$4,351,141.00 | \$2,442,500.00 | | |
| Downtown Revitalization | | | | | |
| Projects | | Financial Summary | | Project Status | |
| Project Title | Authorized Budget | Expenditures/ Encumbrances | Available Balance | Latest Project Status Reports | Stoplight |
| Brick Paver Repairs | \$250,000.00 | \$0.00 | \$250,000.00 | (Apr/11/2016) Project Phase: Other Percent of Current Phase Complete: 0% Major Activities This Period: This project is scheduled to begin in the summer of 2017. Expected Date of Substantial Completion: (qtr/year) unknown Other Comments: This project will repair brick paver sidewalks with safety issues in the core Downtown area. | Green |
| Total for Downtown Revitalization | \$250,000.00 | \$0.00 | \$250,000.00 | | |

Capital Improvements Program - Projects Listing
March 31, 2016 Quarterly Report
FY 2016 – Third Quarter

| General Services | | | | | |
|--|--------------------------|---------------------------------------|------------------------------|--|------------------|
| Projects | Financial Summary | | | Project Status | |
| Project Title | Authorized Budget | Expenditures/ Encumbrances | Available Balance | Latest Project Status Reports | Stoplight |
| 400 Cleveland St Exterior Restoration | \$612,000.00 | \$609,783.00 | \$2,217.00 | (Apr/04/2016) Project Phase: Completed Percent of Current Phase Complete: 75% Major Activities This Period: Additional masonry work was added by change order and is now complete. The project was substantially complete on 3/5/16. Minor punch list work is now underway. Additional funding for lighting was allocated to the project, and a PO was issued. Duke Energy will pay a portion of the lighting improvements, which will save energy and add exterior security lighting. Expected Date of Substantial Completion: (qtr/year) 4/2016 | Green |
| ADA Compliance | \$336,114.00 | \$337,713.00 | (\$1,599.00) | (Jan/05/2016) Project Phase: Design Percent of Current Phase Complete: 30% Major Activities This Period: Public Works Operations Center ADA Restroom Upgrades bidding completed and bids are in line with project estimates, EO/EA reviewing selected firm, award contract by 2/1/16, anticipated construction completion 6/1/16. Lake Mickie Dock accessibility improvements RFP design consultant | Green |

**Capital Improvements Program - Projects Listing
 March 31, 2016 Quarterly Report
 FY 2016 – Third Quarter**

| | | | | | |
|--|----------------|----------------|----------------|--|---|
| | | | | has been selected and we are in schematic design, anticipated construction completion 12/31/16 (factoring minimizing impacts to summer boating season). Valley Springs and West Point on Eno Professional Services RFQ issued and shortlisted two firms and interviews will be completed in January 2016. Expected Date of Substantial Completion: (qtr/year) 4/2016 | |
| Cemeteries Upgrade | \$1,560,000.00 | \$382,663.00 | \$1,177,337.00 | (Apr/05/2016) Project Phase: Design Percent of Current Phase Complete: 78% Major Activities This Period: 1) The Beechwood Cemetery Site Plan was approved on 3/11. 2) The 50% Construction Document Phase plans and specs were reviewed by staff in late March. Expected Date of Substantial Completion: (qtr/year) 4/2016 | Green The design phase is fully funded but there will be a CIP request for construction funding to complete the Priority One scope of work. |
| City Hall and Annex Building Envelope | \$7,250,057.00 | \$7,196,524.00 | \$53,533.00 | (Apr/04/2016) Project Phase: Completed Percent of Current Phase Complete: 100% Major Activities This Period: All project work is complete. Expected Date of Substantial Completion: (qtr/year) 3/2016 | Green PROJECT COMPLETE |
| City-Wide Security Upgrades- Ph. I | \$543,000.00 | \$0.00 | \$543,000.00 | (Jan/04/2016) Project Phase: Planning Percent of Current Phase Complete: 8% Major Activities This Period: | Green |

**Capital Improvements Program - Projects Listing
 March 31, 2016 Quarterly Report
 FY 2016 – Third Quarter**

| | | | | | |
|--------------------------------|----------------|----------------|--------------|--|-----------------------------------|
| | | | | <p>Request for Qualifications for Security Assessment and Strategic Plan was issued with nine (9) submitters submitting Statements of Qualifications. These are currently being reviewed by evaluation committee to arrive at a shortlist of most qualified candidates and interviews of those submitters to follow shortly thereafter.</p> <p>Expected Date of Substantial Completion: (qtr/year) 3/2016</p> | |
| DPR Operations Facility | \$2,186,545.00 | \$2,077,508.00 | \$109,037.00 | <p>(Apr/06/2016) Project Phase: Completed Percent of Current Phase Complete: 100% Major Activities This Period: Storm water Pond Certification approved and the Facility has received the final Certificate of Occupancy. Contractor and design team have been paid in full. Project Completed. No further reporting. Expected Date of Substantial Completion: (qtr/year) unknown</p> | Green PROJECT COMPLETE. |
| Energy Management | \$854,490.00 | \$808,047.00 | \$46,443.00 | <p>(Apr/05/2016) Project Phase: Construction/Installation Percent of Current Phase Complete: 5% Major Activities This Period: 1. City Hall- the new energy-savings lighting and controls for the interior of City Hall has bid and the contract is at the vendor for signature. 2. The new HVAC System for the City Council</p> | Green |

**Capital Improvements Program - Projects Listing
 March 31, 2016 Quarterly Report
 FY 2016 – Third Quarter**

| | | | | | |
|--|----------------|----------------|----------------|--|--------------|
| | | | | <p>Committee Room has completed drawing review and will bid in January 2016. 3. Fire Admin Controls are complete. 4. FS#2 the new HVAC system is under construction with a local contractor and will be completed 3/2016. 5. Several lighting projects with Duke Energy - Small Business Energy Saver program - are underway. Duke Energy pays a portion of the construction cost. Expected Date of Substantial Completion: (qtr/year) 1/2017</p> | |
| Facilities and Operations Staff Fall Protection | \$124,000.00 | \$0.00 | \$124,000.00 | <p>(Apr/02/2016) Project Phase: Bid Percent of Current Phase Complete: 100% Major Activities This Period: Bidding completed in March 2016 for both Edison Johnson and Fleet Administration. Expected Date of Substantial Completion: (qtr/year) 4/2016</p> | Green |
| General Fund Fleet Vehicles | \$7,788,112.00 | \$6,069,050.00 | \$1,719,062.00 | <p>(Apr/04/2016) Project Phase: Other Percent of Current Phase Complete: 95% Major Activities This Period: Project Phase: Other Percent of Current Phase Complete: 95% Major Activities This Period: 95% of vehicles have been ordered or have PO's Expected Date of Current Phase Completion: (qtr/year) 5/2016 Other Comments: Expected Date of Substantial Completion: (qtr/year) 4/2014</p> | Green |

**Capital Improvements Program - Projects Listing
 March 31, 2016 Quarterly Report
 FY 2016 – Third Quarter**

| | | | | | |
|--|--------------------------|-----------------------------------|--------------------------|---|--|
| Landfill Road Relocation | \$400,000.00 | \$400,000.00 | \$0.00 | (Apr/04/2016) Project Phase: Other Percent of Current Phase Complete: 0% Major Activities This Period: This project is on hold until other City priorities are addressed Expected Date of Substantial Completion: (qtr/year) unknown | Yellow Under Review in the CIP Pre list updates. |
| New Sign & Signal Shop | \$4,130,000.00 | \$1,901,473.00 | \$2,228,527.00 | (Apr/05/2016) Project Phase: Design Percent of Current Phase Complete: 25% Major Activities This Period: Designer has submitted the Programming and Schematic design deliverable for review by the City of Durham. Ongoing value management and coordination with NCDOT will assist with the design to continue into the Design Development phase of the project. Expected Date of Substantial Completion: (qtr/year) 4/2016 | Green |
| Total for General Services | \$25,784,318.00 | \$19,782,761.00 | \$6,001,557.00 | | |
| Other Enterprise Funds | | | | | |
| Projects | Financial Summary | | | Project Status | |
| Project Title | Authorized Budget | Expenditures/ Encumbrances | Available Balance | Latest Project Status Reports | Stoplight |
| Parking Garages - Elevator Modernizations | \$391,000.00 | \$2,450.00 | \$388,550.00 | | Green |
| Transit Fleet Vehicles | \$4,650,000.00 | \$0.00 | \$4,650,000.00 | (Apr/04/2016) | Green |

**Capital Improvements Program - Projects Listing
 March 31, 2016 Quarterly Report
 FY 2016 – Third Quarter**

| | | | | | |
|---|--------------------------|----------------------------------|--------------------------|--|------------------|
| | | | | Project Phase: Other Percent of Current Phase Complete: 95% Major Activities This Period: Project Phase: Other Percent of Current Phase Complete: 95% Major Activities This Period: All vehicles have PO's. Expected Date of Current Phase Completion: (qtr/year) 5/2016 Other Comments: Expected Date of Substantial Completion: (qtr/year) 4/2016 | |
| Total for Other Enterprise Funds | \$5,041,000.00 | \$2,450.00 | \$5,038,550.00 | | |
| Public Protection | | | | | |
| Projects | | Financial Summary | | Project Status | |
| Project Title | Authorized Budget | Expenditures/Encumbrances | Available Balance | Latest Project Status Reports | Stoplight |
| 911 Facility ---CONSOLIDATED with PD headqtrs 2015 | \$650,000.00 | \$0.00 | \$650,000.00 | (Apr/06/2015) Project Phase: Design Percent of Current Phase Complete: 1% Major Activities This Period: 1. Construction Manager at Risk contracts approved by City Council on 3/2 and entered into OnBase for City Manager signature on 4/6. 2. Professional Services contracts approved by City Council on 3/2, was executed on 3/31, and a Notice to Proceed was issued on 3/31. 3. Additional Environmental and Asbestos surveys were completed on 3/11. 4. Land acquisition was completed on 3/26 and | Green |

**Capital Improvements Program - Projects Listing
 March 31, 2016 Quarterly Report
 FY 2016 – Third Quarter**

| | | | | | |
|---|----------------|----------------|--------------|--|-----------------------------------|
| | | | | 3/30. 5. Validation Interviews scheduled for 4/8 to 4/10. 6. Community Visioning Session set for 4/16. Press release sent out on 4/1. Expected Date of Substantial Completion: (qtr/year) 2/2016 | |
| Camden Ave. Radio Building | \$1,293,036.00 | \$1,274,653.00 | \$18,383.00 | (Apr/05/2016) Project Phase: Construction/Installation Percent of Current Phase Complete: 100% Major Activities This Period: Expected Date of Substantial Completion: (qtr/year) 3/2016 | Green PROJECT COMPLETE. |
| DPD Firing Range Restroom Facility | \$258,581.00 | \$0.00 | \$258,581.00 | (May/03/2016) Project Phase: Planning Percent of Current Phase Complete: 35% Major Activities This Period: Site visits have been completed by both General Services and Durham Police Department Staff to review the two possible locations for the Restroom Facility. A design scope for the Facility has been completed. General Services is currently working with Bobbitt Design Build of Raleigh to provide and verify costing for both design and construction against the budgeted \$221,000. Once complete, the information will be presented to the Durham Police Department for review and approval before proceeding. Expected Date of Substantial Completion: (qtr/year) 4/2016 Other Comments: Construction 2/2017 | Green |

**Capital Improvements Program - Projects Listing
 March 31, 2016 Quarterly Report
 FY 2016 – Third Quarter**

| | | | | | |
|--|---------------------|--------------------|---------------------|---|---------------------|
| <p>Fire Admin Building Updates - Roof, Env & HVAC</p> | <p>\$730,000.00</p> | <p>\$0.00</p> | <p>\$730,000.00</p> | <p>(Apr/04/2016) Project Phase: Planning Percent of Current Phase Complete: 60% Major Activities This Period: Request for Qualifications for professional design services for roof/envelope/lobby & HVAC renovation work has been advertised on City's website. Statements of Qualifications are due April 29, 2016, interviews will be scheduled with shortlisted submitters shortly thereafter with anticipated selection of consulting design and engineering firm in May, 2016. Expected Date of Substantial Completion: (qtr/year) 4/2016 Other Comments: Contract award for design services is anticipated in June, 2016 with completion of renovation construction work anticipated in June, 2017.</p> | <p>Green</p> |
| <p>Fire Station #1 Upgrade</p> | <p>\$553,523.00</p> | <p>\$94,651.00</p> | <p>\$458,872.00</p> | <p>(Apr/07/2016) Project Phase: Design Percent of Current Phase Complete: 98% Major Activities This Period: Construction drawings for HVAC renovations have been prepared by the Mechanical Engineering firm (RDK) to complete performance and control upgrades for the failing/ inefficient HVAC systems in the facility. Currently review of the drawings and specifications is nearly complete. The project manual is being prepared in order to solicit bids for</p> | <p>Green</p> |

**Capital Improvements Program - Projects Listing
 March 31, 2016 Quarterly Report
 FY 2016 – Third Quarter**

| | | | | | |
|-------------------------|----------------|--------|----------------|--|--|
| | | | | demolition of the existing HVAC system and installation of new units and ductwork reconfiguration. Expected Date of Substantial Completion: (qtr/year) 2/2017 | |
| Fire Station #17 | \$250,000.00 | \$0.00 | \$250,000.00 | (Apr/04/2016) Project Phase: Planning Percent of Current Phase Complete: 98% Major Activities This Period: Statements of Qualifications from Design-Build firms have been reviewed with Bobbitt Design-Build selected as most qualified submitter. Contract negotiations are underway and preliminary design discussions have taken place. Design phase is expected to begin once contract is in place. Expected Date of Substantial Completion: (qtr/year) 4/2016 | Green |
| Fire Station #18 | \$1,000,000.00 | \$0.00 | \$1,000,000.00 | (Apr/04/2016) Project Phase: Land/ROW Acquisition Percent of Current Phase Complete: 10% Major Activities This Period: A specific site is currently being investigated near the Fire Department's target area of the intersection of Herndon Road and Stinhurst Drive. Preliminary site layout is being investigated to see how site will accommodate fire station prototype design. Design and construction funds are identified in outlying years with target completion of the station anticipated Fall 2018. Expected Date of Substantial | Green Real Estate and Project Management Divisions are currently investigating site possibilities for this new facility. |

**Capital Improvements Program - Projects Listing
 March 31, 2016 Quarterly Report
 FY 2016 – Third Quarter**

| | | | | | |
|------------------------|----------------|----------------|--------------|--|--|
| | | | | <p>Completion: (qtr/year) 4/2016 Other Comments: Fire response coverage for this area is currently covered by Fire Station 6, Fire Station 16, and Fire Station 12.</p> | |
| Fire Station #9 | \$4,321,600.00 | \$4,156,839.00 | \$164,761.00 | <p>(Jan/04/2016) Project Phase: Construction/Installation Percent of Current Phase Complete: 68% Major Activities This Period: 1.The City issued a letter of termination to poor performing general contractor, Morlando Construction, effective October 19, 2015. 2. North Carolina Department of Environmental Quality ("NCDEQ") issued a notice of violation for non-compliant erosion and sediment control systems which the City received on 10/20. Because the Contractor asserted the erosion control was in compliance and refused to provide corrective action, the City hired a specialty BPM contractor to repair the erosion and sediment control systems. The work is complete, and the City is awaiting correspondence from NCDEQ that the repairs are in compliance. 3. At the Surety's request, the terminated General Contractor ("GC"), truss subcontractor, GC's inspector, City's 3rd party inspector were onsite from 11/12 to 11/17, making additional repairs to the trusses as outlined in the Engineer of Record's ("EOR")correspondence. The EOR identified 14 remaining truss issues that need resolution. Completion and approval of the trusses still requires other</p> | <p>Red Project delayed due to non performing contractor.</p> |

**Capital Improvements Program - Projects Listing
 March 31, 2016 Quarterly Report
 FY 2016 – Third Quarter**

| | | | | | |
|--|-----------------|-----------------|-----------------|--|--------------|
| | | | | <p>inspection items that are ongoing and will require additional coordination between parties and may require additional work by the truss subcontractor. Completion date of truss work is currently unknown and is dependent upon results of independent inspections. 4. PM has created a file sharing site, in order to respond to Surety’s request for documents. PM has also responded to records request from various subcontractors. 5. City and Landmark Corporation (a completion contractor on behalf of Surety) met on site on 12/7 to review the site. Landmark is conducting an investigation of the project on behalf of the Surety.</p> <p>Expected Date of Substantial Completion: (qtr/year) 2/2017</p> | |
| Police HQ Replacement & Annex | \$62,468,959.00 | \$11,566,182.00 | \$50,902,777.00 | <p>(Apr/04/2016) Project Phase: Design Percent of Current Phase Complete: 47% Major Activities This Period: 1. 100% SD submittal is complete and included review of cost estimates and budget reconciliation. 2. Project status update presentation given to Council at 2/18/16 work session. Council concurred with Staff recommendation to proceed with Option 1. 3. Site Plan was submitted on March 1, 2016, and is under review by City/County Planning and other City Departments. 4. 50% Design Development set was submitted, reviewed, and comments were given to Design team in early March 2016 5.</p> | Green |

**Capital Improvements Program - Projects Listing
 March 31, 2016 Quarterly Report
 FY 2016 – Third Quarter**

| | | | | | |
|------------------------------------|------------------------|------------------------|------------------------|--|--|
| | | | | 100% Design Development Drawing submittal received on March 21 and is under review until 4/4. Cost estimates will be received on 4/6, and reconciliation and value management will occur through April 2016. 6. City Staff and the Architect met with City Development Review staff, who agreed that a concurrent site plan and construction drawing review is acceptable for this project. Staff memo is with Deputy City Manager of Development Review for approval. 7. Terracon contract for additional Geotechnical Borings, abatement design, and air monitoring services was approved and work is underway. 8. Project Team met on multiple occasions for meetings including meeting to discuss floor plan and suite layouts, security, telecommunications, audio visual, interior and exterior material selections, and fixtures/furnishings/equipment meetings. Expected Date of Substantial Completion: (qtr/year) 1/2017 | |
| Total for Public Protection | \$71,525,699.00 | \$17,092,325.00 | \$54,433,374.00 | | |

Solid Waste

| Projects | Financial Summary | | | Project Status | |
|---|-------------------|-------------------------------|----------------------|--|--------------|
| Project Title | Authorized Budget | Expenditures/ Encumbrances | Available Balance | Latest Project Status Reports | Stoplight |
| Solid Waste Annex and Truck Wash Feasibility Study | \$125,000.00 | \$0.00 | \$125,000.00 | (Apr/04/2016) Project Phase: Planning Percent of Current Phase Complete: 85% Major Activities This Period: | Green |

**Capital Improvements Program - Projects Listing
 March 31, 2016 Quarterly Report
 FY 2016 – Third Quarter**

| | | | | | |
|---|--------------------------|----------------------------------|--------------------------|--|------------------|
| | | | | RFQ for feasibility and schematic design services was issued on 2/17/16, and submittals were received on 3/18/16. Submittals are now under review. Expected Date of Substantial Completion: (qtr/year) 4/2016 | |
| Solid Waste Fleet Vehicles | \$1,700,000.00 | \$1,643,144.00 | \$56,856.00 | (Apr/05/2016) Project Phase: Other Percent of Current Phase Complete: 100% Major Activities This Period: 100% of vehicles are ordered/have PO's. Other Comments: Remainder have bids and are awaiting approval. Expected Date of Substantial Completion: (qtr/year) 4/2016 | Green |
| Total for Solid Waste | \$1,825,000.00 | \$1,643,144.00 | \$181,856.00 | | |
| Stormwater | | | | | |
| Projects | Financial Summary | | | Project Status | |
| Project Title | Authorized Budget | Expenditures/Encumbrances | Available Balance | Latest Project Status Reports | Stoplight |
| Drainage Repair of City Owned Properties | \$2,145,417.00 | \$793,121.00 | \$1,352,296.00 | (Apr/11/2016) Project Phase: Other Percent of Current Phase Complete: 70% Major Activities This Period: Construction Contract SD-2013-01 Storm Drainage Repairs and Improvements – Project Manager – Dana Hornkohl – This construction project includes twenty-nine completed sites, | Green |

**Capital Improvements Program - Projects Listing
 March 31, 2016 Quarterly Report
 FY 2016 – Third Quarter**

| | | | | |
|--|--|--|--|--|
| | | | <p>twelve of which are drainage improvements on City owned property (seven sites at Maplewood Cemetery, Third Fork Creek Trail, Red Maple Park, Long Meadow Park Pool, Campus Hills Park, and Twin Lakes Park). Staff brought a contract amendment before City Council in January 2016 to authorize additional work which was approved. Design Contract SD-2013-03 Third Fork Creek Stream Restoration - Project Manager – Greg Sousa - This professional services contract includes the design, permitting, and construction documents for a stream restoration of Third Fork Creek south of Martin Luther King Junior Parkway. The project seeks to more permanently stabilize this reach of the stream to protect water quality and City infrastructure including a trail and sanitary sewer trunk lines. The project has received a Floodplain Development Permit and the construction documents have been approved. Review of the sediment and erosion control plan is underway. A construction contract is expected to be advertised in June 2016. Construction Contract SD-2013-04 Routine Ditching and Pipe Replacement – Project Manager – Dana Hornkohl – This construction project includes routine pipe replacement as well as grading of existing road side ditches. Work at three sites on City owned property has been completed as of April 2016. The contract is expected to continue through June 2016. Construction Contract SD-2014-01</p> | |
|--|--|--|--|--|

**Capital Improvements Program - Projects Listing
 March 31, 2016 Quarterly Report
 FY 2016 – Third Quarter**

| | | | | | |
|------------------------------|--------------|--------------|-------------|---|--------------|
| | | | | <p>Municipal Separate Storm Sewer System (MS4) Inspections - Project Manager - Dana Hornkohl - This contract involves the video inspection and evaluation of portions of the City's storm sewer system for condition, verification, and illicit discharge detection. Work at eleven sites on City owned property has been completed. Work is planned at one additional site. The contract is expected to be completed by December 2016.</p> <p>Construction Contract SD-2015-02 Trenchless Pipe Repair – Project Manager – Dana Hornkohl – This construction contract involves the repair of compromised storm drainage pipe utilizing cured-in-place pipe and soil stabilization using polyurethane injection at twelve sites. Eight sites are located on City owned property. Construction should begin in May 2016 and last through September 2016.</p> <p>Expected Date of Substantial Completion: (qtr/year) 2/2017</p> <p>Other Comments: None.</p> | |
| Floodplain Management | \$225,000.00 | \$165,526.00 | \$59,474.00 | <p>(Apr/11/2016)</p> <p>Project Phase: Other</p> <p>Percent of Current Phase Complete: 80%</p> <p>Major Activities This Period: Floodplain Mapping Modification – Project Manager – Graham Summerson – This project is a cooperative effort between the North Carolina State Floodplain Mapping Program and the City of Durham to update the National</p> | Green |

**Capital Improvements Program - Projects Listing
 March 31, 2016 Quarterly Report
 FY 2016 – Third Quarter**

| | | | | | |
|--|--|--|--|---|--|
| | | | | <p>Flood Insurance Program (NFIP) Flood Insurance Rate Maps (FIRMs) for the City of Durham. The State is managing a consulting contract that is in the map release phase. The State and their consultant presented preliminary revised maps to the City in March 2015. Finalized maps should be presented to the City later in 2016. Unified Hazard Mitigation Assistance Grant Program – Project Manager – Graham Summerson - Stormwater & GIS Services Division staff participate on the Hazard Mitigation Planning Committee along with other City and County stakeholders. This committee is coordinated by Durham County Emergency Management. The mitigation plan includes a listing of properties that suffer from repetitive flood loss. The City applies to the Unified Hazard Mitigation Assistance Grant Program administered by the State on an annual basis and when the State presents non-routine grant opportunities (post disaster declarations, etc.). Eligible properties may receive grants for property acquisition and conversion to open space or elevation of structures above the floodplain. The Federal Government typically contributes 75% of the cost of the effort and the City is required to contribute 25% of the cost of the effort which can include in-kind services. The City received positive preliminary notification in March 2016 from the State and FEMA on the most recent application. The City is addressing</p> | |
|--|--|--|--|---|--|

**Capital Improvements Program - Projects Listing
 March 31, 2016 Quarterly Report
 FY 2016 – Third Quarter**

| | | | | | |
|---|----------------|----------------|--------------|--|--------------|
| | | | | <p>a request to provide information for the State Historic Preservation Office for six of the eligible properties. Staff continues to participate in the development of the annual hazard mitigation plan update. Expected Date of Substantial Completion: (qtr/year) 4/2017 Other Comments: None.</p> | |
| Private Property Drainage Projects | \$3,046,370.00 | \$2,552,569.00 | \$493,801.00 | <p>(Apr/11/2016) Project Phase: Other Percent of Current Phase Complete: 60% Major Activities This Period: Construction Contract SD-2012-02 University Drive Culvert – Project Manager – Dana Hornkohl – This project involves providing assistance to a commercial property owner with a culvert system in poor condition. The North Carolina Department of Transportation (NCDOT) has evaluated the condition of their existing culvert immediately downstream and made the decision to replace the system. NCDOT is evaluating replacement options. NCDOT has indicated that a schedule and budget for this project are forthcoming. Construction Contract SD-2013-01 Storm Drainage Repairs and Improvements – Project Manager – Dana Hornkohl – This construction project includes twenty-nine completed sites, five of which are private drainage assistance projects located on private property. Staff brought a contract amendment before City Council in January 2016 to authorize work on</p> | Green |

**Capital Improvements Program - Projects Listing
 March 31, 2016 Quarterly Report
 FY 2016 – Third Quarter**

| | | | | | |
|----------------------------------|----------------|----------------|----------------|---|--------------|
| | | | | <p>additional work which was approved. Construction Contract SD-2014-01 Municipal Separate Storm Sewer System (MS4) Inspections - Project Manager - Dana Hornkohl - This contract involves the video inspection and evaluation of portions of the City's storm sewer system for condition, verification, and illicit discharge detection. Work at three sites on private property has been completed. The contract is expected to be completed by December 2016. Construction Contract SD-2015-02 Trenchless Pipe Repair – Project Manager – Dana Hornkohl – This construction contract involves the repair of compromised storm drainage pipe utilizing cured-in-place pipe and soil stabilization using polyurethane injection at twelve sites. One site is located on private property. Construction should begin in May 2016 and last through September 2016. Expected Date of Substantial Completion: (qtr/year) 2/2017 Other Comments: None.</p> | |
| Stormwater Fleet Vehicles | \$2,417,256.00 | \$1,293,361.00 | \$1,123,895.00 | <p>(Apr/05/2016) Project Phase: Other Percent of Current Phase Complete: 70% Major Activities This Period: Project Phase: Other Percent of Current Phase Complete: 70% Major Activities This Period: Vehicles have been ordered. Expected Date of Current Phase Completion: (qtr/year) 5/2016 Other Comments:</p> | Green |

**Capital Improvements Program - Projects Listing
 March 31, 2016 Quarterly Report
 FY 2016 – Third Quarter**

| | | | | Expected Date of Substantial Completion: (qtr/year) 4/2014 | |
|---|----------------|----------------|----------------|--|--------------|
| Stormwater Infrastructure & BMP Improvements | \$6,665,700.00 | \$5,516,736.00 | \$1,148,964.00 | (Apr/11/2016) Project Phase: Other Percent of Current Phase Complete: 60% Major Activities This Period: Construction Contract SD-2013-01 Storm Drainage Repairs and Improvements – Project Manager – Dana Hornkohl – This construction project includes twenty-nine completed sites, twelve of which are pipe replacements and intersection improvements within City maintained rights-of-way. Staff brought a contract amendment before City Council in January 2016 to authorize additional work which was approved. One additional site has been completed since authorization. Construction Contract SD-2013-04 Routine Ditching and Pipe Replacement – Project Manager – Dana Hornkohl – This construction project includes routine pipe replacement as well as grading of existing road side ditches. Work at three sites within City maintained rights-of-way was completed as of April 2016. Work at two additional sites is expected to continue through June 2016. Construction Contract SD-2014-01 Municipal Separate Storm Sewer System (MS4) Inspections - Project Manager - Dana Hornkohl - This contract involves the video inspection and evaluation of portions of the City's storm sewer system for condition, verification, and illicit | Green |

**Capital Improvements Program - Projects Listing
 March 31, 2016 Quarterly Report
 FY 2016 – Third Quarter**

| | | | | |
|--|--|--|---|--|
| | | | <p>discharge detection. Work at six sites within City maintained rights-of-way has been completed. Work is planned at two additional sites. The contract is expected to be completed by December 2016.</p> <p>Construction Contract SD-2015-01 East Main Street Culvert Stabilization – Project Manager – Dana Hornkohl – This construction contract involves the stabilization of a 6-foot by 6-foot concrete box culvert underneath East Main Street near North Maple Street. Work began in February 2016 and was completed in April 2016.</p> <p>Construction Contract SD-2015-02 Trenchless Pipe Repair – Project Manager – Dana Hornkohl – This construction contract involves the repair of compromised storm drainage pipe utilizing cured-in-place pipe and soil stabilization using polyurethane injection at twelve sites. Three sites are located within City maintained rights-of-way. Construction should begin in May 2016 and last through September 2016.</p> <p>Construction Contract ST-258 Angier-Driver Commercial Area Streetscape – Project Manager – Dana Hornkohl – This construction contract includes an amendment to address surface drainage problems at the intersection of Driver and Peabody Streets. City Council authorized the contract amendment in January 2016. Work should begin in May 2016 and continue through December 2016.</p> <p>Expected Date of Substantial Completion: (qtr/year) 2/2017</p> <p>Other Comments:</p> | |
|--|--|--|---|--|

**Capital Improvements Program - Projects Listing
 March 31, 2016 Quarterly Report
 FY 2016 – Third Quarter**

| | | | | | |
|--|----------------|----------------|----------------|---|--------------|
| | | | | None. | |
| Stormwater Retrofitting | \$3,207,000.00 | \$1,829,207.00 | \$1,377,793.00 | (Apr/11/2016) Project Phase: Other Percent of Current Phase Complete: 20% Major Activities This Period: Algae Turf Scrubber Technology Pilot Study (49% complete) Installation of the system is complete. The operation and monitoring phase continues. Regenerative Stream Conveyance Retrofit Grant Project in Third Fork Creek Watershed (75% complete) Construction is complete and monitoring is 75% done. South Ellerbe Wetland and Stream Restoration (1% complete) The property has been acquired for the project. Expected Date of Substantial Completion: (qtr/year) 2/2020 | Green |
| Watershed Planning & Implementation | \$5,194,774.00 | \$5,171,605.00 | \$23,169.00 | (Apr/04/2016) Project Phase: Other Percent of Current Phase Complete: 66% Major Activities This Period: Little Lick Creek Watershed Plan (93% complete).The watershed modeling reports on the use of the WARMF and SWMM water quality modeling are final. The watershed assessment report is final. Prioritization of stormwater projects and stream restorations is in progress for the draft final watershed implementation plan. Eno River Watershed Plan Project (0% complete). Expected Date of Current Phase Completion: | Green |

**Capital Improvements Program - Projects Listing
 March 31, 2016 Quarterly Report
 FY 2016 – Third Quarter**

| | | | | (qtr/year) 3/2018 | |
|--------------------------------|------------------------|-------------------------------|-----------------------|---|--------------|
| Total for Stormwater | \$22,901,517.00 | \$17,322,125.00 | \$5,579,392.00 | | |
| Transportation | | | | | |
| Projects | Financial Summary | | | Project Status | |
| Project Title | Authorized Budget | Expenditures/ Encumbrances | Available Balance | Latest Project Status Reports | Stoplight |
| Carver Street Extension | \$7,185,000.00 | \$2,077,369.00 | \$5,107,631.00 | (Apr/11/2016) Project Phase: Bid Percent of Current Phase Complete: 95% Major Activities This Period: The Bids for construction have been received and the contract is being signed. There may be delays in beginning the project. Duke Energy has not relocated their utility poles, making it difficult for the City's Contractor to grade the site. Duke Energy is also taking a stance that the City must secure the necessary utility easements on Duke Energy's behalf. Such an acquisition is outside the City's authority and the respective attorney's for the City and Duke Energy are working on the legal issues. Expected Date of Substantial Completion: (qtr/year) 1/2016 Other Comments: This project extends Carver Street in northeastern Durham from Danube Lane to Old Oxford Highway. | Green |

**Capital Improvements Program - Projects Listing
 March 31, 2016 Quarterly Report
 FY 2016 – Third Quarter**

| | | | | | |
|---|----------------|--------|----------------|--|--------------|
| Dirt/Petition Street Paving | \$250,000.00 | \$0.00 | \$250,000.00 | (Apr/11/2016) Project Phase: Design Percent of Current Phase Complete: 10% Major Activities This Period: Design of these streets has been transferred to the internal Public Works Design staff and is underway. Expected Date of Substantial Completion: (qtr/year) 2/2017 Other Comments: Funding for these projects is used to pave gravel or dirt streets. The projects have been ordered by City Council once a successful petition has been completed by the property owners, or have been ordered under City Councils Enabling Act Authority. Currently there are nine streets ordered by Council for paving. | Green |
| Duke Belt Line Trail | \$297,700.00 | \$0.00 | \$297,700.00 | (Apr/15/2016) Project Phase: Other Percent of Current Phase Complete: 0% Major Activities This Period: The project RFP was released on 2/22/16. Three responses were received by the due date of 3/30/16. The selection committee is currently reviewing the proposals and is scheduling a time to interview and receive presentations, in order to make a final recommendation. Expected Date of Substantial Completion: (qtr/year) unknown | Green |
| Failed and Struggling Development Infrastructure | \$3,611,903.00 | \$0.00 | \$3,611,903.00 | (Apr/16/2016) Project Phase: Construction/Installation Percent of Current Phase Complete: | Green |

**Capital Improvements Program - Projects Listing
 March 31, 2016 Quarterly Report
 FY 2016 – Third Quarter**

| | | | | | |
|---|----------------|----------------|----------------|---|-------|
| | | | | 50% Major Activities This Period: Expected Date of Substantial Completion: (qtr/year) 3/2017 | |
| Fayetteville / Buxton / Riddle Road Improvements | \$3,400,000.00 | \$195.00 | \$3,399,805.00 | (Apr/11/2016) Project Phase: Other Percent of Current Phase Complete: 95% Major Activities This Period: Acquisition to secure needed public right of way and construction easements is underway. Due to comments from NCDOT, parts of the project are being redesigned causing a delay in getting the project under construction. Expected Date of Substantial Completion: (qtr/year) 2/2016 Other Comments: This project will align Riddle Road with Buxton Street where they cross Fayetteville Street to improve intersection function and safety. | Green |
| Fayetteville Road Improvements Ph. II | \$8,035,789.00 | \$1,088,232.00 | \$6,947,557.00 | (Apr/11/2016) Project Phase: Design Percent of Current Phase Complete: 97% Major Activities This Period: The consultant for this project, Kimley-Horn and Associates, is nearing completion of their work to design this widening to improve capacity and safety. NCDOT has offered a comment to the design travel and bike lane widths that required additional redesign effort. Expected Date of Substantial Completion: (qtr/year) 2/2016 | Green |

**Capital Improvements Program - Projects Listing
 March 31, 2016 Quarterly Report
 FY 2016 – Third Quarter**

| | | | | | |
|---|----------------|--------------|----------------|---|--------------|
| | | | | <p>Other Comments: The selected corridor targeted for this work is Fayetteville Road from the Riddle Road intersection south to Barbee Road.</p> | |
| Federal-State Matching Projects | \$5,300,690.00 | \$162,315.00 | \$5,138,374.00 | <p>(Apr/06/2016) Project Phase: Other Percent of Current Phase Complete: 0% Major Activities This Period: NCDOT right-of-way acquisition and utility relocation continues for the Old Durham Chapel Hill Rd. bike and pedestrian project. Duke Energy utility relocation is underway. Water and sewer utility design is in progress. NCDOT expects project to be bid in September. Municipal (grant) agreements for four City managed bike and pedestrian projects have now been approved and are now moving into the RFQ process for final design. The projects are: Morreene Road (Erwin Rd. to Neal Rd.); Carpenter Fletcher Road (Woodcroft Pkwy. to Alston Ave.); Cornwallis Road (S. Roxboro St. to University Dr.); and Hillandale Road (I-85 to NC 147). Expected Date of Substantial Completion: (qtr/year) unknown</p> | Green |
| Misc Thoroughfares and Street Improvements | \$586,352.00 | (\$17.00) | \$586,368.00 | <p>(Apr/06/2016) Project Phase: Other Percent of Current Phase Complete: 0% Major Activities This Period: The project includes pedestrian signal upgrades at: Hillsborough Rd. and LaSalle St.; Anderson St. and Erwin Rd.;</p> | Green |

**Capital Improvements Program - Projects Listing
 March 31, 2016 Quarterly Report
 FY 2016 – Third Quarter**

| | | | | | |
|---|----------------|--------------|--------------|--|--------------|
| | | | | Vickers St. /E. Forest Hills Blvd. and University Dr.; Shannon Rd. and University Dr.; and Miami Blvd. and Raynor St. Construction is 100% complete. Project design and approval is underway for 11 additional pedestrian signal projects in FY 2016. Expected Date of Substantial Completion: (qtr/year) unknown | |
| New Sidewalk Construction-- CONSOLIDATED w/LF150 | \$1,567,036.00 | \$730,724.00 | \$836,311.00 | (Apr/10/2015) Project Phase: Design Percent of Current Phase Complete: 95% Major Activities This Period: This item funds various new sidewalk construction projects throughout the City. The percentage of completion is being reported for the contract SW-28 Barbee, Cornwallis and Fay Sidewalks. SW-28 Barbee, Cornwallis and Fay Sidewalks: The project manual for the project is being approved by the NCDOT to allow the City to bid the project. SW-33 Garrett Road Sidewalk: The project is complete. Expected Date of Substantial Completion: (qtr/year) 2/2015 Other Comments: Two New Sidewalk construction projects are anticipated for Fiscal Year 2015. The projects include: SW-28 Barbee, Cornwallis and Fay Sidewalks, SW-33 Garrett Road Sidewalk | Green |
| Petition Sidewalk Const. CONSOLIDATED W/ LF150 | \$389,119.00 | \$0.00 | \$389,119.00 | (Jul/24/2015) Project Phase: Other Percent of Current Phase Complete: 0% | Green |

**Capital Improvements Program - Projects Listing
 March 31, 2016 Quarterly Report
 FY 2016 – Third Quarter**

| | | | | | |
|--|----------------|----------------|----------------|--|--------------|
| | | | | <p>Major Activities This Period: There are no sidewalk petition projects approved by City Council at this time. Expected Date of Substantial Completion: (qtr/year) unknown Other Comments: This item funds various new petition sidewalk construction projects throughout the City. These projects can be requested by citizens thorough a petition process and approved by City Council.</p> | |
| Sidewalk Repair, ADA and Gaps | \$200,000.00 | (\$500,000.00) | \$700,000.00 | <p>(Jan/08/2016) Project Phase: Construction/Installation Percent of Current Phase Complete: 80% Major Activities This Period: Sidewalk repairs are underway as a part of Contract SW-38. Sidewalk Repairs will be completed on Ashe Street (From Maple to Briggs) both sides, on Guthrie Avenue (From Angier to Main) both sides, and on Buchanan Blvd. (From Club to W. Chapel Hill St.) at selected blocks. Expected Date of Current Phase Completion: (qtr/year) 2/2016 Other Comments: This CIP item addressed sidewalk repairs, ADA compliant curb ramps in the right-of-way, and short gap sidewalk construction projects.</p> | Green |
| Street Paving & Maintenance | \$3,000,000.00 | \$0.00 | \$3,000,000.00 | <p>(Apr/11/2016) Project Phase: Bid Percent of Current Phase Complete:</p> | Green |

**Capital Improvements Program - Projects Listing
 March 31, 2016 Quarterly Report
 FY 2016 – Third Quarter**

| | | | | | |
|------------------------|--------------|--------|--------------|---|--------------|
| | | | | <p>50%</p> <p>Major Activities This Period: The ST-280 Repaving 2016 project has been advertised and paving will begin this summer.</p> <p>Expected Date of Substantial Completion: (qtr/year) 2/2016</p> <p>Other Comments: Contract ST-280 is a project to repave various streets in the Durham City Limits.</p> | |
| Traffic Calming | \$800,040.00 | \$0.00 | \$800,040.00 | <p>(Apr/11/2016)</p> <p>Project Phase: Other</p> <p>Percent of Current Phase Complete: 0%</p> <p>Major Activities This Period: The Club Blvd. traffic calming project design/scope reevaluation with neighborhood, BPAC, and other interested parties continues. The project is currently awaiting a response from the neighborhood for their preference among the various presented alternative design options. The meeting outcome will determine next steps. The design firm preparing the project plans for the Duke/Gregson Street traffic calming (pedestrian improvements) project continues. The layout design is complete and the grading plans are being prepared. The project is scheduled to be bid this spring. The Markham/Mangum/Roxboro intersection raised curb island project is scheduled for construction in December 2016.</p> <p>Expected Date of Substantial Completion: (qtr/year) unknown</p> | Green |

**Capital Improvements Program - Projects Listing
 March 31, 2016 Quarterly Report
 FY 2016 – Third Quarter**

| Total for Transportation | \$34,623,629.00 | \$3,558,821.00 | \$31,064,808.00 | | |
|----------------------------------|------------------------|-------------------------------|------------------------|---|--------------|
| Wastewater | | | | | |
| Projects | Financial Summary | | | Project Status | |
| Project Title | Authorized Budget | Expenditures/ Encumbrances | Available Balance | Latest Project Status Reports | Stoplight |
| Enhanced Nitrogen Removal | \$12,645,469.00 | \$0.00 | \$12,645,469.00 | (Apr/01/2016) Project Phase: Design Percent of Current Phase Complete: 60% Major Activities This Period: This is an ongoing project that addresses biological treatment improvements at our Water Reclamation Facilities. Construction of carbon feed facilities at the North and South Durham Water Reclamation Facilities (WRFs) and a proprietary biological nutrient removal process at the South Durham WRF are complete. The next set of design projects for continued biological treatment enhancements at NDWRF and SDWRF. Expected Date of Substantial Completion: (qtr/year) 4/2016 | Green |
| Facility Paving | \$2,436,715.00 | \$621,594.00 | \$1,815,121.00 | (Apr/01/2016) Project Phase: Planning Percent of Current Phase Complete: 50% Major Activities This Period: This is an ongoing CIP item that addresses paving and resurfacing needs at water/wastewater facilities. The most recent project in this annual CIP project | Green |

**Capital Improvements Program - Projects Listing
 March 31, 2016 Quarterly Report
 FY 2016 – Third Quarter**

| | | | | | |
|--|----------------|--------------|----------------|--|--------------|
| | | | | was parking lot improvements at the Water Management Mist Lake facility. Expected Date of Substantial Completion: (qtr/year) unknown | |
| Orange Co. Economic Development Zone Improvements | \$579,000.00 | \$0.00 | \$579,000.00 | (Apr/08/2015) Project Phase: Planning Percent of Current Phase Complete: 100% Major Activities This Period: Master planning for water and wastewater are completed. Orange County evaluated the costs and requested the City to analyze a reduced study area. Change order work associated with revised scope complete, final recommendations submitted to Orange County. Expected Date of Substantial Completion: (qtr/year) unknown | Green |
| Reclaimed Water Systems, Phases 1 & 2 | \$1,955,829.00 | \$0.00 | \$1,955,829.00 | (Apr/05/2016) Project Phase: Planning Percent of Current Phase Complete: 40% Major Activities This Period: Reclaimed Water Master Plan is under development. Potential reuse opportunities have been identified, and demand projections are complete. Alternatives under development for detailed modeling. Completion of plan expected in Fall of 2016. Expected Date of Substantial Completion: (qtr/year) unknown | Green |
| Sewer Collection System Rehabilitation | \$8,388,991.00 | \$343,212.00 | \$8,045,779.00 | (Apr/01/2015) Project Phase: Other Percent of Current Phase Complete: | Green |

**Capital Improvements Program - Projects Listing
 March 31, 2016 Quarterly Report
 FY 2016 – Third Quarter**

| | | | | | |
|--|----------------|--------|----------------|---|--------------|
| | | | | <p>0%</p> <p>Major Activities This Period: Contract SR-57 2012 SSES: Final Cleaning/CCTV and Smoke Testing being finished. Contract SR-58: CIPP/MH Rehab: Approx. 12000' of CIPP installed. MH rehab has been completed. SR-59 Chemical Root Control: Three releases of sites were issued and all work has been completed. Sanitary Sewer Eval, I/I Reduction: CDM Smith selected as consultant, contract in OnBase City Council Agenda queue. SR-61 2015 Point Repair Contract: Preconstruction meeting held, NTP issued, work has started.</p> <p>Expected Date of Substantial Completion: (qtr/year) unknown</p> <p>Other Comments: This is an ongoing CIP project where various projects are in different phases of planning, design, or construction.</p> | |
| Sewer Extensions & Improvements | \$4,586,933.00 | \$0.00 | \$4,586,933.00 | <p>(Apr/11/2016)</p> <p>Project Phase: Other</p> <p>Percent of Current Phase Complete: 10%</p> <p>Major Activities This Period: Design of these sewer lines has been transferred to the internal Public Works Design staff. The first step will be to collect survey information.</p> <p>Expected Date of Substantial Completion: (qtr/year) 4/2018</p> <p>Other Comments: This is an ongoing series of contracts to install sewer projects in response to citizen petitions.</p> | Green |

Capital Improvements Program - Projects Listing
March 31, 2016 Quarterly Report
FY 2016 – Third Quarter

| | | | | | |
|--|-----------------|----------------|-----------------|---|--------------|
| Southeast Regional Lift Station | \$4,700,000.00 | \$0.00 | \$4,700,000.00 | (Apr/04/2016) Project Phase: Planning Percent of Current Phase Complete: 95% Major Activities This Period: Hazen and Sawyer selected for contract negotiations. Consultant contract scheduled for award April 4, 2016. Expected Date of Substantial Completion: (qtr/year) 4/2016 | Green |
| Wastewater Process Rehabilitation | \$29,356,699.00 | \$1,663,271.00 | \$27,693,428.00 | (Apr/01/2015) Project Phase: Design Percent of Current Phase Complete: 60% Major Activities This Period: Wastewater Process Rehabilitation is an ongoing CIP item where processes and major equipment are repaired or replaced at both the North Durham Water Reclamation Facility (WRF) and the South Durham WRF. FY 14 CIP Improvements are under detailed design. Expected Date of Current Phase Completion: (qtr/year) 2/2017 | Green |
| Water Management Facility Expansion | \$7,155,476.00 | \$158,150.00 | \$6,997,327.00 | Project Phase: Design Percent of Current Phase Complete: 10% Major Activities This Period: Selected a firm to handle the project Program Management Finalizing the scope of work and fees for council approval. Program Manager will be preparing the RFQ's for Design and | Green |

**Capital Improvements Program - Projects Listing
 March 31, 2016 Quarterly Report
 FY 2016 – Third Quarter**

| | | | | CMAR Services. Expected Date of Current Phase Completion: (qtr/year) 4/2017 | |
|--|------------------------|-------------------------------|------------------------|--|--------------|
| Total for Wastewater | \$71,805,112.00 | \$2,786,226.00 | \$69,018,886.00 | | |
| Water | | | | | |
| Projects | Financial Summary | | | Project Status | |
| Project Title | Authorized Budget | Expenditures/ Encumbrances | Available Balance | Latest Project Status Reports | Stoplight |
| Brown WTP Expansion, Phase 2 | \$13,577,957.00 | \$5,536,881.00 | \$8,041,076.00 | (Apr/01/2016) Project Phase: Bid Percent of Current Phase Complete: 50% Major Activities This Period: Construction bids are expected to be received April 25, 2016. Project bids to be awarded either at the June 6 or June 20 City Council meeting. Expected Date of Current Phase Completion: (qtr/year) 2/2016 | Green |
| Downtown East-West Reinforcing Main | \$2,350,000.00 | \$0.00 | \$2,350,000.00 | (Apr/05/2015) Project Phase: Planning Percent of Current Phase Complete: 95% Major Activities This Period: SOQs received in response to RFQ for routing study, contract negotiations complete. Preparing agenda item to submit for Council action. Expected Date of Substantial Completion: (qtr/year) unknown | Green |
| Future Water Supply/Source Protection | \$4,114,921.00 | \$2,966,872.00 | \$1,148,049.00 | (Apr/15/2016) Project Phase: Other | Green |

Capital Improvements Program - Projects Listing
March 31, 2016 Quarterly Report
FY 2016 – Third Quarter

| | | | | | |
|--|----------------|----------------|----------------|--|--------------|
| | | | | <p>Percent of Current Phase Complete: 0%</p> <p>Major Activities This Period: This is an on-going effort to protect the City's reservoirs by purchasing land around them within the water quality buffer. Properties near the reservoirs are considered for purchase as they become available.</p> <p>Expected Date of Substantial Completion: (qtr/year) unknown</p> | |
| Jordan Lake WTP | \$5,182,146.00 | \$1,552,065.00 | \$3,630,081.00 | <p>(Apr/01/2016)</p> <p>Project Phase: Other</p> <p>Percent of Current Phase Complete: 20%</p> <p>Major Activities This Period: Department of Water Management and other Jordan Lake Partners continue to collaborate on planning projects related to a regional Jordan Lake WTP.</p> <p>Expected Date of Substantial Completion: (qtr/year) unknown</p> | Green |
| Lake Michie & Little River Rehabilitation | \$2,440,173.00 | \$115,065.00 | \$2,325,107.00 | <p>(Apr/05/2016)</p> <p>Project Phase: Planning</p> <p>Percent of Current Phase Complete: 65%</p> <p>Major Activities This Period: This is an ongoing CIP project addressing regulatory, planning, operational, and equipment needs of the two reservoirs, intake structures, pumps, and impoundments. 50 year facility rehab and equipment replacement plan has been completed. Preventative Maintenance Procedures have been completed and training is in progress.</p> | Green |

**Capital Improvements Program - Projects Listing
 March 31, 2016 Quarterly Report
 FY 2016 – Third Quarter**

| | | | | | |
|--|-----------------|----------------|-----------------|---|--------------|
| | | | | Contract amendment has been drafted to perform first round of evaluation for future rehab projects, requested Council agenda for 4/18/16. Expected Date of Substantial Completion: (qtr/year) unknown | |
| Southeast Distribution System Expansion | \$5,947,000.00 | \$940,497.00 | \$5,006,503.00 | (Apr/01/2016) Project Phase: Construction/Installation Percent of Current Phase Complete: 95% Major Activities This Period: The 1.5 million gallon elevated storage tank on Page Rd. is complete. Filling, Disinfection and putting the new Southeast Pressure Zone System online is scheduled for April 13, 2016 Expected Date of Current Phase Completion: (qtr/year) 4/2016 | Green |
| Teer Quarry Water Supply Project, Phase 2 | \$15,516,950.00 | \$1,552,342.00 | \$13,964,608.00 | (Apr/01/2016) Project Phase: Planning Percent of Current Phase Complete: 50% Major Activities This Period: This project is on hold. The project is proposed to be restarted in 2016. Re-evaluation of the current Preliminary Engineering Report will be required. Expected Date of Substantial Completion: (qtr/year) unknown | Green |
| Two-Inch Water Main Replacement | \$1,988,000.00 | \$1,796,881.00 | \$191,119.00 | (Apr/18/2016) Project Phase: Other Percent of Current Phase Complete: 100% Major Activities This Period: This former CIP project has been rolled | Green |

**Capital Improvements Program - Projects Listing
 March 31, 2016 Quarterly Report
 FY 2016 – Third Quarter**

| | | | | | |
|---|-----------------|----------------|-----------------|---|--------------|
| | | | | in to the Water Distribution System Rehabilitation project. Expected Date of Substantial Completion: (qtr/year) unknown | |
| Water & Sewer Fleet Vehicles | \$650,869.00 | \$95,706.00 | \$555,163.00 | (Apr/05/2016) Project Phase: Other Percent of Current Phase Complete: 90% Major Activities This Period: 90% vehicles have PO's or have been ordered. Other Comments: Remainder of vehicles are in the bidding process Expected Date of Substantial Completion: (qtr/year) 4/2014 | Green |
| Water Distribution System Rehabilitation | \$11,215,385.00 | \$1,108,080.00 | \$10,107,305.00 | (Apr/04/2016) Project Phase: Other Percent of Current Phase Complete: 50% Major Activities This Period: Significant number of projects currently in planning, design or construction including AC Water Line Replacement, Water Distribution Master Plan Update, and Durham Central Park Distribution Rehabilitation. Downtown Loop Water Line Replacement construction under way, approximately 90% complete. Central Park 90% design review meeting scheduled, 50% drawings reviewed and provided comment American Tobacco District agenda approved, survey under way Expected Date of Substantial Completion: (qtr/year) unknown | Green |

**Capital Improvements Program - Projects Listing
 March 31, 2016 Quarterly Report
 FY 2016 – Third Quarter**

| | | | | | |
|--|-----------------|----------------|-----------------|---|--------------|
| Water Facilities Rehabilitation | \$26,089,224.00 | \$5,081,384.00 | \$21,007,840.00 | (Apr/01/2016) Project Phase: Design Percent of Current Phase Complete: 100% Major Activities This Period: Water Facilities Rehabilitation is an ongoing CIP item where processes and major equipment are repaired or replaced at the Brown Water Treatment Plant (WTP) and the Williams WTP. Current projects under this CIP item are in design: Williams Terminal Reservoir - Apron Replacement 90% complete Williams Terminal Reservoir Solids Removal - Design and Bid Phase - 100% Williams Back-up Generator - 95% Brown and Williams Expansion - 100% Expected Date of Substantial Completion: (qtr/year) 4/2016 | Green |
| Water Regulatory Improvements | \$33,768,000.00 | \$3,932,149.00 | \$29,835,851.00 | (Apr/01/2016) Project Phase: Bid Percent of Current Phase Complete: 50% Major Activities This Period: This work is tied into the progress of the Brown Plant Expansion. System Integration services have bid, and selected completed. Bids are due for the complete construction phase are due April 25, 2016. Expected Date of Substantial Completion: (qtr/year) unknown | Green |
| Water Residuals Handling | \$6,003,900.00 | \$0.00 | \$6,003,900.00 | (Apr/01/2016) Project Phase: Design Percent of Current Phase Complete: 100% | Green |

**Capital Improvements Program - Projects Listing
 March 31, 2016 Quarterly Report
 FY 2016 – Third Quarter**

| | | | | |
|------------------------|-------------------------|------------------------|-------------------------|---|
| | | | | <p>Major Activities This Period: New water plant residual process facilities are designed for the Williams and Brown Water Treatment Facilities. Engineer is in the process of completing and obtaining all environmental and construction permits. Bidding is expected in May 2016. Expected Date of Current Phase Completion: (qtr/year) 4/2016</p> |
| Total for Water | \$128,844,525.00 | \$24,677,923.00 | \$104,166,602.00 | |