

CITY OF DURHAM, NORTH CAROLINA

Exhibit 1

General Fund Revenues and Other

Financing Sources Activity and Year End

Projection for Quarter Ending December 2015

	FY 2016 ADOPTED BUDGET	FY 2016 ADJUSTED BUDGET	ACTIVITY THROUGH DEC 2015	PERCENTAGE USED TO DATE	PROJECTION THROUGH YEAR END	VARIANCE TO FINAL BUDGET- POSITIVE (NEGATIVE)
REVENUES						
Property taxes	\$ 89,197,999	\$ 89,197,999	\$ 67,402,244	75.6%	\$ 88,704,202	\$ (493,797)
Sales taxes	50,925,492	50,925,492	15,099,248	29.6%	53,525,700	2,600,208
Hotel/Motel Occupancy tax	2,132,683	2,132,683	1,212,418	56.8%	2,345,828	213,145
Other local taxes	313,915	313,915	183,552	58.5%	352,000	38,085
Permits	4,408,736	308,460	377,883	122.5%	377,883	69,423
Utility franchise tax	4,400,000	4,400,000	1,022,797	23.2%	4,459,517	59,517
Powell bill	6,133,143	6,133,143	6,173,473	100.7%	6,173,473	40,330
Other intergovernmental revenues	3,171,371	3,171,371	1,054,398	33.2%	3,292,778	121,407
Investment and rental income	126,272	126,272	91,033	72.1%	126,272	-
Charges for services	6,855,356	6,855,356	3,225,180	47.0%	6,716,707	(138,649)
Intragovernmental services	225,000	225,000	172,809	76.8%	261,000	36,000
Assessments	51,100	51,100	6,372	12.5%	51,100	-
Sale of property and miscellaneous	679,747	679,747	596,110	87.7%	709,410	29,663
Total revenues	<u>168,620,814</u>	<u>164,520,538</u>	<u>96,617,517</u>	<u>58.7%</u>	<u>167,095,870</u>	<u>2,575,332</u>
OTHER FINANCING SOURCES						
Transfer from other funds	-	-	299	0.0%	299	299
Debt refunding	-	-	-	0.0%	-	-
Transfer from reserves	-	5,645,335	-	0.0%	5,587,912	(57,423)
Appropriation from fund balance	<u>3,223,305</u>	<u>4,832,926</u>	<u>-</u>	<u>0.0%</u>	<u>-</u>	<u>(4,832,926)</u>
Total other financing sources	<u>3,223,305</u>	<u>10,478,261</u>	<u>299</u>	<u>0.0%</u>	<u>5,588,211</u>	<u>(4,890,050)</u>
Total revenues and other financing sources	<u>\$ 171,844,119</u>	<u>\$ 174,998,799</u>	<u>\$ 96,617,816</u>	<u>55.2%</u>	<u>\$ 172,684,081</u>	<u>\$ (2,314,718)</u>

CITY OF DURHAM, NORTH CAROLINA

Exhibit 1

General Fund Activity and Year End
 Projection by Department and Class
 for Quarter Ending December 2015

DEPARTMENT	FY 2016 ADOPTED BUDGET	FY 2016 ADJUSTED BUDGET	ACTIVITY THROUGH DEC 2015	PERCENT USED TO DATE	ENCUM- BRANCE BALANCE	PROJECTION THROUGH YEAR END	FINAL BUDGET- POSITIVE (NEGATIVE)
Audit Services	\$ 561,899	\$ 578,899	\$ 309,081	53.4%	\$ 14,256	\$ 578,899	\$ -
Budget & Management Services	1,511,107	1,372,630	639,395	46.6%	17,875	1,372,630	-
City Attorney	1,662,170	1,683,627	877,635	52.1%	2,486	1,683,627	-
City Clerk	633,813	636,536	319,623	50.2%	1,639	636,536	-
City Council	1,032,528	1,032,634	405,888	39.3%	238	983,873	48,761
City Manager/One Call/Public Affairs	3,081,684	3,165,117	1,541,625	48.7%	43,117	3,165,117	-
City/County Inspections	3,913,261	-	-	0.0%	-	-	-
City/County Planning	3,136,228	3,170,458	1,521,536	48.0%	27,109	3,170,458	-
Community Development	1,683,781	1,709,969	1,080,999	63.2%	113,693	1,698,265	11,704
Economic & Workforce Development	2,887,017	3,941,113	1,125,210	28.6%	1,360,958	3,866,379	74,734
Emergency Communications	6,017,975	6,158,709	2,871,426	46.6%	281,982	5,914,744	243,965
Emergency Management	208,690	208,690	86,954	41.7%	-	208,690	-
Equal Opportunity-Equity Assurance	537,341	539,379	278,194	51.6%	63	539,379	-
Finance	4,323,993	4,484,000	2,245,801	50.1%	104,994	4,377,500	106,500
Fire	25,140,344	25,506,809	12,293,934	48.2%	204,121	25,506,809	-
Fleet Maintenance	3,159,967	3,319,222	1,559,971	47.0%	68,850	3,314,521	4,701
General Services	11,620,682	12,903,846	5,742,702	44.5%	997,701	12,728,731	175,115
Human Resources	1,824,038	1,995,473	934,664	46.8%	4,184	1,847,153	148,320
Neighborhood Improvement Service	3,495,358	3,711,398	1,716,538	46.3%	210,889	3,711,398	-
Parks & Recreation	11,860,862	12,654,480	5,693,150	45.0%	680,206	12,620,756	33,724
Police	54,581,852	55,543,893	27,395,278	49.3%	1,031,187	55,543,893	-
Public Works	7,098,310	8,042,510	3,701,888	46.0%	1,091,652	7,487,258	555,252
Technology Solutions	5,944,377	6,490,393	3,532,438	54.4%	468,458	6,490,393	-
Transportation	7,610,180	7,971,931	3,754,349	47.1%	341,228	7,767,469	204,462
NonDepartmental	11,306,963	11,340,399	6,428,296	56.7%	640,397	11,340,399	-
Indirect Cost	(7,928,349)	(8,808,844)	(4,404,422)	50.0%	-	(8,808,844)	-
Debt Service	-	-	-	0.0%	-	-	-
Transfer to Fund Balance	-	707,480	-	0.0%	-	-	707,480
Transfers	4,938,048	4,938,048	4,902,112	99.3%	-	4,938,048	-
Total	171,844,119	174,998,799	86,554,265	49.5%	7,707,283	172,684,081	2,314,718

CLASS	FY 2016 ADOPTED BUDGET	FY 2016 ADJUSTED BUDGET	ACTIVITY THROUGH DEC 2015	PERCENT USED TO DATE	ENCUM- BRANCE BALANCE	PROJECTION THROUGH YEAR END	VARIANCE WITH FINAL BUDGET- POSITIVE (NEGATIVE)
Personal services	\$ 134,224,064	\$ 130,675,335	\$ 64,335,611	49.2%	\$ 178,538	\$ 129,401,728	\$ 1,273,607
Operating expenditures	31,767,630	37,386,061	17,066,167	45.6%	7,385,932	\$ 37,101,542	284,519
Capital outlay	755,215	1,070,649	250,375	23.4%	142,813	\$ 1,064,687	5,962
Appropriation not authorized for expenditures	159,162	221,226	-	0.0%	-	\$ 178,076	43,150
Debt service	-	-	-	0.0%	-	\$ -	-
Transfer to Fund Balance	-	707,480	-	-	\$ -	\$ -	707,480
Transfers out	4,938,048	4,938,048	4,902,112	99.3%	-	\$ 4,938,048	-
Total	171,844,119	174,998,799	86,554,265	49.5%	7,707,283	172,684,081	2,314,718

Debt Service Fund
For Quarter Ending December 2015

Exhibit 1A

	Adopted Budget	Adjusted Budget	Actual	Compared to Adjusted Budget	Year-End Projection	Year-End Positive/ (Negative)
Revenues						
Property Taxes	\$ 32,231,624	\$ 32,231,624	\$ 24,622,738	76.39%	\$ 32,231,624	\$ -
Non-operating revenues						
Intergovernmental (Subsidy)	635,637	635,637	361,574	56.88%	635,637	-
Investment Income	-	-	(866)	-	-	-
Intergovernmental (County/NCCU share 911)	1,217,222	1,217,222	-	-	1,217,222	-
Debt Refunding	6,000,000	6,000,000	-	0.00%	6,000,000	-
Appropriation from Fund balance	1,160,985	1,160,985	-	-	1,160,985	-
Total Non-operating revenues	9,013,844	9,013,844	360,708	4.00%	9,013,844	-
Total revenues	\$ 41,245,468	\$ 41,245,468	\$ 24,983,446	60.57%	\$ 41,245,468	\$ -
Expenditures						
Special Contractual Services	370,664	370,664	258,709	69.80%	370,664	-
Transfers to Other Funds	4,019,511	4,019,511	4,019,511	100.00%	4,019,511	-
Debt Refunding	6,000,000	6,000,000	-	0.00%	6,000,000	-
Debt service principal	21,872,849	21,872,849	12,617,467	57.69%	21,872,849	-
Debt service interest	8,982,444	8,982,444	4,293,624	47.80%	8,982,444	-
Total expenditures	\$ 41,245,468	\$ 41,245,468	\$ 21,189,311	51.37%	\$ 41,245,468	\$ -
	-	-	3,794,135			

Water and Sewer Operating Fund
For Quarter Ending December 31, 2015

Exhibit 2

	Adopted Budget	Adjusted Budget	Actual	Compared to Adjusted Budget	Year-End Projection	Year-End Positive/ (Negative)
Revenues						
Operating revenues	\$ 86,935,103	\$ 86,935,103	\$ 48,027,911	55.25%	\$ 88,931,995	\$ 1,996,892
Permits	85,000	85,000	67,191	79.05%	100,000	15,000
Total operating revenues	87,020,103	87,020,103	48,095,102	55.27%	89,031,995	2,011,892
Non-operating revenues						
Miscellaneous	1,300,625	1,300,625	819,621	63.02%	1,749,903	449,278
Investment Income	136,000	136,000	28,005	20.59%	136,000	-
Operating transfers from other funds	276,982	276,982	276,982	100.00%	276,982	-
Transfer from reserves	-	2,591,898	-	0.00%	-	(2,591,898)
Total Non-operating revenues	1,713,607	4,305,505	1,124,608	26.12%	2,162,885	(2,142,620)
Total revenues	\$ 88,733,710	\$ 91,325,608	\$ 49,219,710	53.89%	\$ 91,194,880	\$ (130,728)
Expenditures						
Personal Services	\$ 25,463,435	\$ 25,431,252	\$ 11,428,103	44.94%	\$ 23,039,975	\$ 2,391,277
Operating expenditures	22,311,769	25,185,727	10,410,177	41.33%	22,941,536	2,244,191
Non-departmental administration	5,997,679	5,997,679	2,998,840	50.00%	5,997,679	-
Capital outlay	-	215,590	76,045	35.27%	221,074	(5,484)
Debt service principal and interest	10,646,702	10,646,702	3,149,008	29.58%	10,646,702	-
Operating transfers to other funds	19,650,869	19,650,869	19,650,869	100.00%	19,650,869	-
Transfer to fund balance	4,663,256	4,197,788	-	0.00%	8,697,045	(4,499,257)
Total expenditures	\$ 88,733,710	\$ 91,325,608	\$ 47,713,042	52.24%	\$ 91,194,880	\$ 130,728
Revenues less Expenditures	-	-	1,506,668	-	-	-

Water and Sewer Capital Facility Fee Fund
For Quarter Ending December 31, 2015

Exhibit 2

	Adopted Budget	Adjusted Budget	Actual	Compared to Adjusted Budget	Year-End Projection	Year-End Positive/ (Negative)
Revenues						
Operating revenues	\$ 4,535,090	\$ 4,535,090	\$ 2,239,034	49.37%	\$ 4,372,291	\$ (162,799)
Non-operating revenues						
Investment Income	49,000	49,000	5,865	11.97%	49,000	-
Total revenues	\$ 4,584,090	\$ 4,584,090	\$ 2,244,899	61.34%	\$ 4,421,291	\$ (162,799)
Expenditures						
Operating transfers to other funds	\$ 4,584,090	\$ 4,584,090	\$ 4,584,090	100.00%	\$ 4,421,291	\$ 162,799
Revenues less Expenditures	-	-	(2,339,191)		-	

Parking Facilities Fund
For Quarter Ending December 31, 2015

Exhibit 2

	Adopted Budget	Adjusted Budget	Actual	Compared to Adjusted Budget	Year-End Projection	Year-End Positive/ (Negative)
Revenues						
Operating revenues	\$ 3,306,726	\$ 3,306,726	\$ 1,757,661	53.15%	\$ 3,756,903	\$ 450,177
Non-operating revenues						
Investment Income	2,000	2,000	625	31.24%	2,000	-
Operating transfers from other funds	1,924,735	1,924,735	1,924,735	100.00%	1,924,735	-
Transfer from reserves	-	7,250	-	0.00%	-	(7,250)
Total Non-operating revenues	1,926,735	1,933,985	1,925,360	99.55%	1,926,735	(7,250)
Total revenues	\$ 5,233,461	\$ 5,240,711	\$ 3,683,021	70.28%	\$ 5,683,638	\$ 442,927
Expenditures						
Personal Services	\$ 141,802	\$ 141,802	\$ 73,527	51.85%	\$ 186,002	\$ (44,200)
Operating expenditures	2,470,087	2,552,343	1,113,426	43.62%	2,595,112	(42,769)
Non-departmental administration	484,100	484,100	242,050	50.00%	484,100	-
Capital outlay	17,500	47,494	36,075	75.96%	46,500	994
Debt service principal and interest	1,924,737	1,924,737	822,948	42.76%	1,924,737	-
Transfer to fund balance	195,235	90,235	-	0.00%	447,187	(356,952)
Total expenditures	\$ 5,233,461	\$ 5,240,711	\$ 2,288,026	43.66%	\$ 5,683,638	\$ (442,927)
Revenues less Expenditures	-	-	1,394,995		-	

Transit Operations Fund
For Quarter Ending December 31, 2015

Exhibit 2

	Adopted Budget	Adjusted Budget	Actual	Compared to Adjusted Budget	Year-End Projection	Year-End Positive/ (Negative)
Revenues						
Operating revenues	\$ 3,636,525	\$ 3,636,525	\$ 1,201,033	33.03%	\$ 3,372,013	\$ (264,512)
Non-operating revenues						
Taxes	9,580,368	9,580,368	7,317,024	76.38%	9,580,368	-
Miscellaneous	7,452,664	7,452,664	974,008	13.07%	7,599,718	147,054
Transfer from reserves	-	827,530	-	0.00%	5,529	(822,001)
Appropriation from fund balance	-	118,082	-	0.00%	-	(118,082)
Total Non-operating revenues	17,033,032	17,978,644	8,291,031	46.12%	17,185,615	(793,029)
Total revenues	\$ 20,669,557	\$ 21,615,169	\$ 9,492,064	43.91%	\$ 20,557,628	\$ (1,057,541)
Expenditures						
Operating expenditures	\$ 17,695,704	\$ 18,480,937	\$ 6,750,501	36.53%	\$ 17,704,098	\$ 776,839
Non-departmental administration	404,241	404,241	202,121	50.00%	404,241	-
Capital outlay	379,000	379,000	-	0.00%	120,000	259,000
Debt service principal and interest	203,460	203,460	160,871	79.07%	203,460	-
Operating transfers to other funds	1,828,609	1,988,988	1,975,829	99.34%	2,125,829	(136,841)
Transfer to fund balance	158,543	158,543	-	0.00%	-	158,543
Total expenditures	\$ 20,669,557	\$ 21,615,169	\$ 9,089,322	42.05%	\$ 20,557,628	\$ 1,057,541
Revenues less Expenditures	-	-	402,742		-	

Solid Waste Disposal Operating Fund
For Quarter Ending December 31, 2015

Exhibit 2

	Adopted Budget	Adjusted Budget	Actual	Compared to Adjusted Budget	Year-End Projection	Year-End Positive/ (Negative)
Revenues						
Operating revenues	\$ 6,237,052	\$ 6,237,052	\$ 3,119,517	50.02%	\$ 6,138,404	\$ (98,648)
Non-operating revenues						
Taxes	14,481,951	14,481,951	11,047,625	76.29%	14,481,951	-
Investment Income	7,000	7,000	333	4.75%	7,000	-
Miscellaneous	152,400	152,400	75,942	49.83%	152,400	-
Operating transfers from other funds	15,000	15,000	15,000	100.00%	15,000	-
Transfer from reserves	-	937,569	-	0.00%	474,002	(463,567)
Total Non-operating revenues	14,656,351	15,593,920	11,138,900	230.87%	15,130,353	(463,567)
Total revenues	\$ 20,893,403	\$ 21,830,972	\$ 14,258,417	65.31%	\$ 21,268,757	\$ (562,215)
Expenditures						
Personal Services	\$ 6,389,542	\$ 6,389,542	\$ 3,220,107	50.40%	\$ 6,407,297	\$ (17,755)
Operating expenditures	9,826,993	10,635,761	4,155,056	39.07%	10,294,041	341,720
Non-departmental administration	153,670	153,670	76,835	50.00%	153,670	-
Capital Outlay	-	128,801	128,801	0.00%	128,801	(0)
Debt service principal and interest	4,281,130	4,281,130	1,853,084	43.28%	4,281,130	-
Transfers to fund balance	238,250	238,250	-	0.00%	-	238,250
Operating transfers to other funds	3,818	3,818	3,818	100.00%	3,818	-
Total expenditures	\$ 20,893,403	\$ 21,830,972	\$ 9,437,701	43.23%	\$ 21,268,757	\$ 562,215
Revenues less Expenditures	-	-	4,820,716	-	-	-

Ballpark Fund
For Quarter Ending December 31, 2015

Exhibit 2

	Adopted Budget	Adjusted Budget	Actual	Compared to Adjusted Budget	Year-End Projection	Year-End Positive/ (Negative)
Revenues						
Operating revenues	\$ 215,793	\$ 215,793	\$ 62,875	29.14%	\$ 215,793	\$ -
Non-operating revenues						
Investment Income	2,000	2,000	1,176	58.80%	2,500	500
Operating transfers from other funds	1,244,776	1,244,776	1,244,776	100.00%	1,244,776	-
Total Non-operating revenues	1,246,776	1,246,776	1,245,952	99.93%	1,247,276	500
Total revenues	\$ 1,462,569	\$ 1,462,569	\$ 1,308,827	89.49%	\$ 1,463,069	\$ 500
Expenditures						
Operating expenditures	\$ -	\$ -	\$ -	0.00%	\$ 42,961	\$ (42,961)
Debt service principal and interest	1,287,329	1,287,329	994,511	77.25%	1,287,329	-
Operating transfers to other funds	123,240	123,240	123,240	100.00%	123,240	-
Transfers to fund balance	52,000	52,000	-	0.00%	9,539	42,461
Total expenditures	\$ 1,462,569	\$ 1,462,569	\$ 1,117,751	76.42%	\$ 1,463,069	\$ (500)
Revenues less Expenditures	-	-	191,076		-	

Notes: (DO NOT PRINT)

Storm Water Management Fund
For Quarter Ending December 31, 2015

Exhibit 2

	Adopted Budget	Adjusted Budget	Actual	Compared to Adjusted Budget	Year-End Projection	Year-End Positive/ (Negative)
Revenues						
Operating revenues	\$ 15,219,115	\$ 15,219,115	\$ 10,432,494	68.55%	\$ 15,235,115	\$ 16,000
Non-operating revenues						
Investment Income	20,000	20,000	2,375	11.87%	20,000	-
Operating transfers from other funds	109,047	109,047	109,047	100.00%	109,047	-
Transfer from reserves	-	482,802	-	0.00%	-	(482,802)
Total Non-operating revenues	129,047	611,849	111,422	18.21%	129,047	(482,802)
Total revenues	\$ 15,348,162	\$ 15,830,964	\$ 10,543,916	66.60%	\$ 15,364,162	\$ (466,802)
Expenditures						
Personal Services	\$ 6,580,491	\$ 6,582,843	\$ 3,050,042	46.33%	\$ 6,347,321	\$ 235,522
Operating expenditures	1,971,747	2,452,197	962,686	39.26%	2,144,303	307,894
Non-departmental administration	888,659	888,659	444,330	50.00%	888,659	-
Operating transfers to other funds	4,838,628	4,838,628	4,838,628	100.00%	4,838,628	-
Transfers to fund balance	1,068,637	1,068,637	-	0.00%	1,145,251	(76,614)
Total expenditures	\$ 15,348,162	\$ 15,830,964	\$ 9,295,686	58.72%	\$ 15,364,162	\$ 466,802
Revenues less Expenditures	-	-	1,248,230		-	

Performing Arts Center Fund
For Quarter Ending December 31, 2015

Exhibit 2

	Adopted Budget	Adjusted Budget	Actual	Compared to Adjusted Budget	Year-End Projection	Year-End Positive/ (Negative)
Revenues						
Operating revenues	\$ 1,183,449	\$ 1,183,449	\$ 8,823	0.75%	\$ 1,183,449	\$ -
Non-operating revenues						
Taxes	1,400,000	1,400,000	882,920	63.07%	1,400,000	-
Naming rights	425,000	425,000	425,000	100.00%	425,000	-
Ticket facility fee	480,800	480,800	288,336	59.97%	600,000	119,200
Investment Income	5,000	5,000	565	11.30%	5,000	-
Transfer from reserves	-	35,810	-	0.00%	-	(35,810)
Appropriation from fund balance	-	449,314	-	0.00%	-	(449,314)
Total Non-operating revenues	2,310,800	2,795,924	1,596,821	57.11%	2,430,000	(365,924)
Total revenues	\$ 3,494,249	\$ 3,979,373	\$ 1,605,644	40.35%	\$ 3,613,449	\$ (365,924)
Expenditures						
Operating expenditures	\$ 620,757	\$ 639,026	\$ 176,379	27.60%	\$ 477,595	\$ 161,431
Capital outlay	140,000	606,854	58,810	9.69%	606,853	1
Debt service principal and interest	2,236,253	2,236,253	460,626	20.60%	2,236,253	-
Transfers to fund balance	497,239	497,239	-	0.00%	292,748	204,491
Total expenditures	\$ 3,494,249	\$ 3,979,373	\$ 695,815	17.49%	\$ 3,613,449	\$ 365,924
Revenues less Expenditures	-	-	909,829		-	

City of Durham
Grants Report for the 2nd Quarter
FY 2016

Exhibit 3

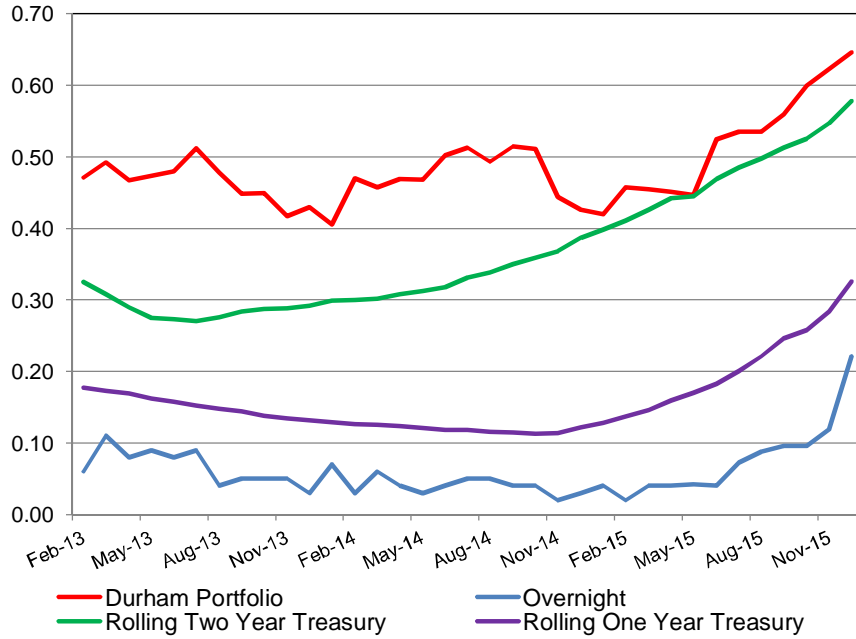
Grants	Revenues				Expenditures			Net Grant
	Prior	Current		Authorizations	Prior	Current		
	Years	Year	Total		Years	Year	Total	
Community Development Block Grant - Southside	2,543,786	148,282	2,692,067	5,486,398	2,803,135	244,235	3,047,370	(355,303)
Community Development Block Grant - Other	18,094,923	795,827	18,890,750	19,352,931	16,790,696	278,151	17,068,847	1,821,903
Total-Community Development Block Grant	20,638,709	944,108	21,582,817	24,839,330	19,593,831	522,386	20,116,217	1,466,600
Home Investment Partnership - Southside	2,283,777	59,998	2,343,775	5,124,408	2,946,626	-	2,946,626	(602,851)
Home Investment Partnership - Other	25,513,170	402,323	25,915,493	26,866,104	23,782,985	164,928	23,947,913	1,967,580
Total-Home	27,796,947	462,321	28,259,268	31,990,512	26,729,611	164,928	26,894,539	1,364,729
Employment and Training:								
Workforce Investment Act - 2012 - 2014	1,916,402	0	1,916,402	1,916,402	1,916,292	110	1,916,402	0
Workforce Investment Act - 2013 - 2015	1,833,737	396,685	2,230,422	4,069,760	1,840,982	729,193	2,570,176	(339,754)
Total-Employment and Training	3,750,139	396,685	4,146,824	5,986,162	3,757,274	729,304	4,486,578	(339,754)
Public safety:								
Local law enforcement	164,159	18,749	182,908	322,260	164,159	29,473	193,632	(10,723)
Controlled substance tax	699,808	90,528	790,336	1,275,212	514,311	15,086	529,397	260,939
Federal asset forfeiture	5,669,746	167,595	5,837,341	5,837,341	4,766,860	122,581	4,889,441	947,900
Staffing for Adequate Fire Emergency Response	1,384,650	-	1,384,650	1,384,650	1,384,650	2,133	1,386,783	(2,133)
2014 Financial Crimes Task Force	16,573	4,365	20,938	82,080	16,573	6,955	23,527	(2,590)
Fugitive Task Force Initiative	332,952	46,764	379,716	800,000	332,952	55,614	388,565	(8,849)
Bulletproof Vest Partnership	51,176	-	51,176	90,000	51,176	-	51,176	-
2011 Domestic Violence Grant	322,486	-	322,486	339,459	322,486	-	322,486	-
Fugitive Apprehension Task Force	46,707	4,661	51,368	77,052	46,707	5,154	51,861	(493)
2015 Paul Coverdell Forensic Science Grant	-	-	-	174,882	-	-	-	-
High Intensity Drug Trafficking Grant	810,832	62,237	873,068	1,260,182	810,832	79,791	890,623	(17,554)
2011 Triad Region Bike Safety	77,444	3,545	80,989	215,955	77,444	3,545	80,989	(0)
2013 Equipment Donation	3,558	-	3,558	40,000	3,558	-	3,558	-
Byrne Criminal Justice	44,313	24,251	68,564	100,000	44,313	24,251	68,564	-
Fox Family Donations	10,000	-	10,000	10,000	5,000	-	5,000	5,000
Halloween Grant - Chapel Hill MOU	18,996	-	18,996	50,000	18,996	-	18,996	-
Memo of Understanding- DNC 2012	317,900	-	317,900	413,379	298,762	-	298,762	19,139
DNC Equipment Grant	-	-	-	30,718	-	-	-	-
Distributed Interest to Move to Gen Fund	-	(3)	(3)	-	-	-	-	(3)
Police Athletic League (PAL)	13,096	(350)	12,746	25,000	9,684	14	9,698	3,048
Target Donations	3,000	-	3,000	3,000	3,000	-	3,000	-
2015 POLICE SPECIALIZED PROGRAMS	-	1,829	1,829	30,000	-	-	-	1,829
Public Safety-Other	352,993	1,476	354,469	552,097	330,441	14	330,456	24,013
Total-Public Safety	9,987,397	424,171	10,411,567	14,885,829	8,871,462	344,597	9,216,058	1,195,509
Emergency Telephone System Fund:								
Emergency Telephone System Fund	-	539,939	539,939	2,460,841	-	875,638	875,638	(335,698)
Total-Emergency Telephone System Fund	-	539,939	539,939	2,460,841	-	875,638	875,638	(335,698)
Downtown Revitalization Fund:								
Cultural Master Plan	629,299	51	629,350	604,100	554,772	7,000	561,772	67,578
Business Improvement District	-	608,449	608,449	693,294	-	345,553	345,553	262,897
Total-Downtown Revitalization Fund	629,299	608,500	1,237,800	1,297,394	554,772	352,553	907,325	330,475
Parks and Recreation:								
Carolina Panthers Grant	6,150	-	6,150	10,665	6,150	-	6,150	-
Adopt Trail Grant	5,000	-	5,000	5,000	4,805	195	5,000	-
NC Tennis Association	15,000	-	15,000	15,000	14,567	433	15,000	-
Nourshing North Carolina	3,100	-	3,100	3,100	3,099	1	3,100	-
Parks Build Community Grant	20,000	-	20,000	20,000	990	19,010	20,000	-
Total-Parks and Recreation	49,250	-	49,250	53,765	29,611	19,640	49,250	-
Transportation/MPO/Planning								
Transit Job Access Reverse Commute 11	306,894	63,356	370,250	646,808	335,179	50,795	385,974	(15,723)
Transit Job Access Reverse Commute 13	200,620	33,727	234,347	545,545	214,795	736	215,531	18,816
Transit Job Access Reverse Commute 14	486,342	376,348	862,690	1,266,559	727,818	336,888	1,064,706	(202,016)
Transit New Freedom 10	293,582	2,112	295,694	306,987	293,581	3,126	296,707	(1,013)
Transit New Freedom 13	141,318	4,238	145,556	175,557	140,260	5,297	145,557	(1)

City of Durham
Grants Report for the 2nd Quarter
FY 2016

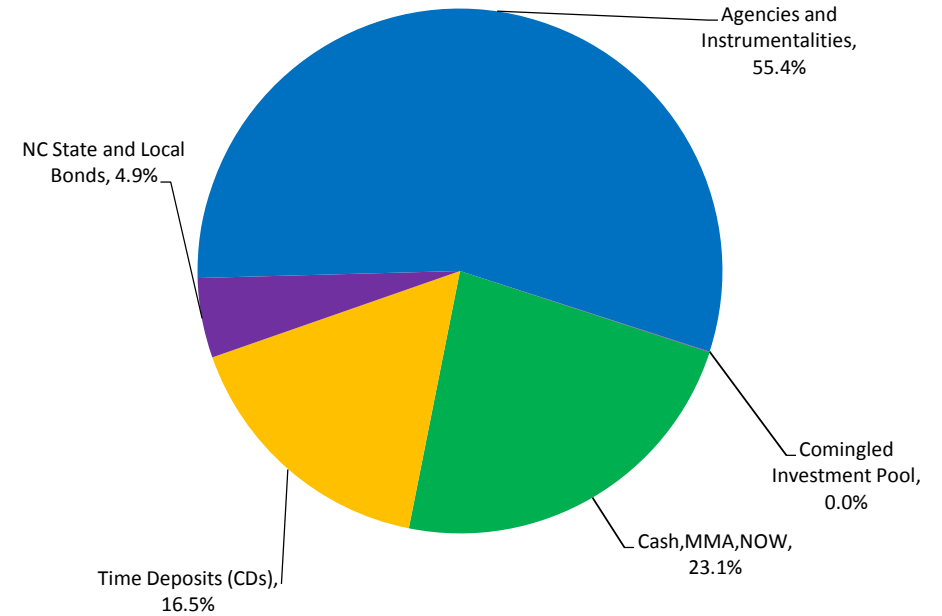
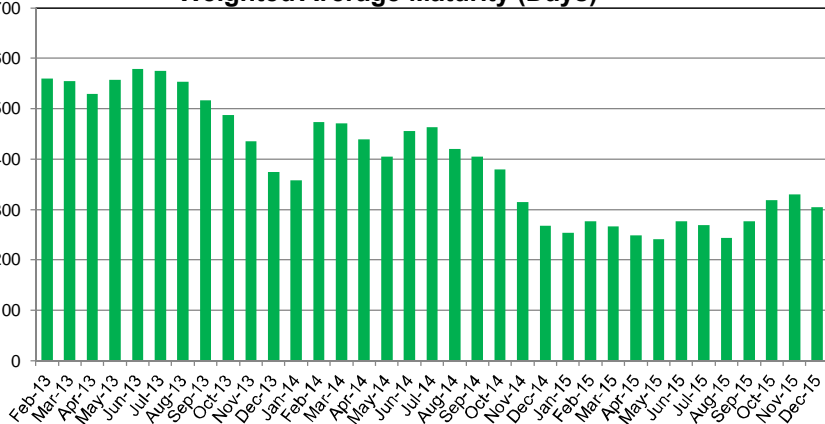
Exhibit 3

Grants	Revenues				Expenditures				Net Grant
	Prior	Current		Authorizations	Prior	Current		Activity	
	Years	Year	Total		Years	Year	Total		
CMAQ Improvement Program Bike	36,851	-	36,851	48,000	36,851	-	36,851	0	
Section 5309 Planning Grant 2014, 2015	828,909	184,032	1,012,942	1,271,852	827,499	140,555	968,054	44,888	
Section 5339 Planning Grant 2014-2015	112,600	181,655	294,255	2,059,407	-	139,920	139,920	154,335	
Transportation Planning 2013;2014; 2015	5,453,674	992,972	6,446,646	2,591,066	5,425,549	471,935	5,897,484	549,162	
FTA Section 5310	-	214,710	214,710	667,890	26,676	188,715	215,391	(681)	
USDOT Smart Growth Grant	-	34,878	34,878	50,000	-	34,878	34,878	-	
Long Range Transportation FY 2012	167,000	-	167,000	167,000	80,750	-	80,750	86,250	
City Match Funding	102,812	(5)	102,807	-	-	-	-	102,807	
City Match Funding	-	-	-	-	-	-	-	-	
Transportation/MPO/Planning-Other	102,812	(5)	102,807	-	-	-	-	102,807	
Total-Transportation/MPO/Planning	8,130,602	2,088,024	10,218,626	9,796,671	8,108,958	1,372,845	9,481,802	839,631	
Other Housing and Urban Development (HUD)									
HUD Lead Based Paint FY07	33,024	-	33,024	33,024	33,024	-	33,024	-	
HUD EDI-Parrish Street FY06	148,455	-	148,455	148,500	148,455	-	148,455	-	
HUD Emergency Shelter 11-12	133,248	-	133,248	133,248	133,248	-	133,248	-	
HUD Emergency Shelter 12-13	94,904	-	94,904	94,904	94,904	-	94,904	-	
HUD Emergency Shelter 13-14	110,571	8,965	119,536	119,536	119,536	-	119,536	-	
HUD Emergency Shelter 14-15	27,449	77,946	105,395	147,357	27,449	95,683	123,132	(17,737)	
HUD Emergency Shelter 15-16	-	-	-	160,046	-	-	-	-	
Housing Opps for Persons with AIDS 15-16	-	-	-	282,206	-	-	-	-	
Southside - HUD Neighborhood Stabilization 09 (DNS09)	109,875	-	109,875	109,875	109,875	-	109,875	-	
Southside - HUD Neighborhood Stabilization 12 (DNS12)	1,625,298	-	1,625,298	1,625,298	1,625,298	-	1,625,298	-	
Other HUD-Southside	1,735,173	-	1,735,173	1,735,173	1,735,173	-	1,735,173	-	
Total-Other Housing and Urban Development (HUD)	2,282,823	86,911	2,369,734	2,853,994	2,291,788	95,683	2,387,471	(17,737)	
Other Special Revenue Funds & Grants									
HUD Fair Housing Case Processing 13	164,381	-	164,381	164,381	165,087	(706)	164,381	-	
HUD Fair Housing Assistance Program 14	76,160	-	76,160	76,160	40,270	43,091	83,361	(7,201)	
HUD Fair Housing Assistance Program 15	81,530	-	81,530	81,350	-	3,234	3,234	78,296	
HUD Fair Housing Assistance 12	61,967	32,753	94,720	96,720	4,181	24,465	28,647	66,073	
EPA Brownfields Job Training 12	194,454	1,999	196,453	199,998	196,418	35	196,453	-	
EPA Brownfields Job Training 14	8,895	46,421	55,316	200,000	52,388	3,945	56,332	(1,016)	
EPA Brownfields Job Training 12	1,708	59,477	61,185	199,999	7,001	59,477	66,478	(5,293)	
EPA Brownfields Job Training 14	1,708	32,771	34,479	200,000	7,001	32,771	39,772	(5,293)	
DYE CTE GRANT	75,000	-	75,000	75,000	-	53,173	53,173	21,827	
2014-2015 Longfellow Grant	23,760	-	23,760	23,760	2,185	2,986	5,171	18,589	
Square 1 Bank Grant	-	10,000	10,000	10,000	-	-	-	10,000	
Square 1 Bank Grant	-	10,000	10,000	10,000	-	-	-	10,000	
Substance Abuse and Mental Health	174,278	-	174,278	130,000	135,767	-	135,767	38,511	
EPA Climate Showcase Communities FY10	498,057	-	498,057	500,000	498,057	-	498,057	-	
EPA Emerging Technology Diesel Reduction	25,000	-	25,000	25,000	24,624	-	24,624	376	
Northeast Central Livability	38,100	-	38,100	40,000	30,618	-	30,618	7,482	
Partnership for Healthier Living	50,000	-	50,000	153,750	26,172	6,905	33,077	16,923	
Miscellaneous Grants Fund	11,598	-	11,598	-	-	-	-	11,598	
Inspections	-	3,233,338	3,233,338	5,766,970	-	2,254,476	2,254,476	978,862	
Dedicated Funding Source	2,483,449	1,960,753	4,444,202	3,626,388	2,086,299	412,275	2,498,574	1,945,628	
State of the Economy Breakfast - Joint Portfolio Meeting	64,311	-	64,311	32,436	25,838	-	25,838	38,472	
Miscellaneous Other Special Revenue Funds	134,700	70	134,770	-	-	-	-	134,770	
Human Relations-Distributed Interest	5,264	99	5,363	-	-	-	-	5,363	
Dept Of Administration Youth Mini Grant	500	-	500	500	492	8	500	-	
Other Special Revenue Funds & Grants - Other	5,764	99	5,863	500	492	8	500	5,363	
Total-Other Special Revenue Funds & Grants	4,174,820	5,387,681	9,562,501	11,612,412	3,302,400	2,896,134	6,198,534	3,363,967	
Total Grants	77,439,986	10,938,341	88,378,327	105,776,910	73,239,707	7,373,706	80,613,412	7,867,722	

Portfolio Performance %



Weighted Average Maturity (Days)



Investment Parameters	Maximum %	Actual	% of Portfolio	Status
Cash, MMA, NOW		\$ 85,417,912	23.1%	
Time Deposits (CDs)	90%	61,085,490	16.5%	Pass
Bankers Acceptances	25%/5%	-	0.0%	Pass
US Obligations	90%	-	0.0%	Pass
Commercial Paper	25%/5%	-	0.0%	Pass
NC State and Local Bonds	75%	18,122,001	4.9%	Pass
Agencies and Instrumentalities	90%	204,646,123	55.4%	Pass
LGC Certified MMF	100%	-	0.0%	Pass
Comingled Investment Pool	100%	179,930	0.0%	Pass
Repurchase Agreements	25%	-	0.0%	Pass
Mortgage-backed Obligation	25%/10%	-	0.0%	Pass
Callable Securities	50%	-	0.0%	Pass
Total		\$ 369,451,456	100%	

CITY OF DURHAM -- PAYMENTS MADE TO LIABILITY CLAIMANTS
Payments Made During Period 10/01/2015 - 12/31/2015

Exhibit 5

<u>Fiscal Year</u>	<u>Incident Date</u>	<u>Claim Number</u>	<u>Claimant</u>	<u>Amount</u>
2015	10/13/2014	0571-AL-15-0500067-003	Walker, Robin	\$5,500.00
2015	1/14/2015	0571-AL-15-0500267-002	Duke, Energy	\$2,706.06
2015	3/5/2015	0571-AL-15-0500327-001	Elder-Spencer, Andrea	\$500.00
2015	6/9/2015	0571-AL-15-0500456-001	Boyd, Jacqueline	\$1,755.62
2016	8/31/2015	0571-AL-16-0500047-001	Thornton, Derrick	\$11,005.54
2016	8/21/2015	0571-AL-16-0500050-001	Watson, Daniel	\$943.68
2016	9/11/2015	0571-AL-16-0500052-001	Boycher, Crystal	\$2,474.04
2016	9/4/2015	0571-AL-16-0500055-001	Fuller, Marshall	\$1,745.27
2016	9/8/2015	0571-AL-16-0500056-001	Spaulding, Phyliss	\$3,127.51
2016	9/23/2015	0571-AL-16-0500062-001	King, Ronald	\$348.50
2016	10/15/2015	0571-AL-16-0500067-001	Harwell, Latresha	\$3,530.23
2016	10/21/2015	0571-AL-16-0500068-001	Leatherland, Brian	\$5,018.67
2016	10/21/2015	0571-AL-16-0500070-001	Oate, Andres	\$3,074.09
2016	11/9/2015	0571-AL-16-0500081-001	Gongora, Juan	\$1,650.96
2016	12/14/2015	0571-AL-16-0500108-001	Ballesteros, Carlos	\$865.00
Auto Liability Subtotal:				\$44,245.17

<u>Fiscal Year</u>	<u>Incident Date</u>	<u>Claim Number</u>	<u>Claimant</u>	<u>Amount</u>
2012	4/13/2012	0571-GL-12-0500804-001	MCI Communications, Inc	\$440.00
2015	7/29/2014	0571-GL-15-0500281-001	Forbes, Winslow	\$8,251.50
2015	6/12/2015	0571-GL-15-0500450-001	Webb, Joan	\$550.00
2016	8/18/2015	0571-GL-16-0500046-001	Stephens, Terry	\$390.29
2016	9/11/2015	0571-GL-16-0500060-002	Jones, Donald	\$500.00
2016	9/30/2015	0571-GL-16-0500066-001	Riley, Wayne	\$111.95
2016	10/29/2015	0571-GL-16-0500072-001	Lyons, David	\$506.30
2016	8/20/2015	0571-GL-16-0500073-001	Matory, Bunmi	\$930.00
2016	10/29/2015	0571-GL-16-0500074-001	Weaver, Bobby	\$15,000.00
2016	11/2/2015	0571-GL-16-0500077-001	Gamble, Jimmy	\$187.26
2016	8/28/2015	0571-GL-16-0500078-001	Somers, Clayton	\$154.39
2016	10/15/2015	0571-GL-16-0500082-001	Dovenitz, Stephen	\$100.00
2016	10/28/2015	0571-GL-16-0500089-001	Daughtrey, Alesha	\$608.63
2016	8/8/2015	0571-GL-16-0500106-001	Nguyen, Khang	\$132.43
2016	12/18/2015	0571-GL-16-0500111-001	Herschfield, Michael	\$754.67
General Liability Subtotal:				\$28,617.42

Total Payments for the Quarter: \$72,862.59

FY 2016

2nd Quarter - October 1, 2015 to December 31, 2015

Exhibit 6

Type of Contract

1st Quarter	Service	Prof. Serv	Living Wage	CMAR	Const.	Real Estate Sale/Purchase	Inter-Gov't	Other	Purchase	Amendment/Change Orders	Lease	Non-City Agency	Grant	Total
Budget	1													1
City Attorney										1				1
City Clerk	1													1
City Manager														
Community Development					2					3			3	8
Economic Development								2		1			3	6
Emergency Communications														
EOEA														
Finance	1							1						2
Fire	2									1				3
Fleet														
Gen Services		11			2				1	15	3			32
Human Resources	1							2		2				5
Inspections														
Internal Audit														
Neighborhood Improvement	1													1
Parks & Recreation	72									1				73
Planning														
Police	5							1		2			1	9
Public Affairs														
Public Works	1				4		1	29		2				37
Solid Waste										3				3
Tech Solutions	1													1
Transportation								19		1			2	22
Water Mgmt	3	5								18				26
Total 2nd Qtr	89	16	0	0	8	0	1	54	1	50	3	0	9	231

**Contracts Approved by City Manager
2nd Quarter Contracts FY2016 - October 1, 2015 to December 31, 2015**

Exhibit 6

Department	Type	Ct#	Contractor	Description	Amount	Signed By
BUDGET	SERVICE	13106	MUSEUM OF DURHAM HISTORY	SPONSORSHIP TO SUPPORT DURHAM HISTORY HUB	\$10,000.00	BERTHA JOHNSON
CITY ATTORNEYS OFFICE	SERVICE-EXTENSION	7208	WEST PUBLISHING CORPORATION	WEST LAW SUBSCRIPTION - ASSIST ATTORNEY'S WITH LEGAL RESEARCH-EXTENDED CONTRACT THROUGH 06/30/17	\$128,036.13	PATRICK BAKER
CITY CLERK	SERVICE	13062	ELLIE EDWARDS-SMITH	CONTRACT FOR DISPLAY OF ARTWORK IN MAYOR'S OFFICE	\$0.00	ANN GRAY
COMMUNITY DEVELOPMENT	CONSTRUCTION	13025	NC HOUSING & CONSTRUCTION INC	URGENT REPAIR AT 10 HALYARD COURT (THERESA REID)	\$6,197.71	REGINALD JOHNSON
COMMUNITY DEVELOPMENT	CONSTRUCTION	13026	RGO ENTERPRISES LLC	URGENT REPAIR AT 2 HOWLETT PLACE (MICHAEL BENJAMIN)	\$4,101.00	REGINALD JOHNSON
COMMUNITY DEVELOPMENT	GRANTS	13067	HARRELL SIGN CO INC	SIGNAGE INSTALLATION SOUTHSIDE NEIGHBORHOOD GATEWAY	\$5,030.26	THOMAS BONFIELD
COMMUNITY DEVELOPMENT	GRANTS	13194	DURHAM INTERFAITH HOSPITALITY NETWORK	2015-2016 ESG SERVICES CONTRACT FOR DURHAM INTERFAITH HOSPITALITY NETWORK FOR SHELTER OPERATING COSTS	\$21,488.00	THOMAS BONFIELD
COMMUNITY DEVELOPMENT	GRANTS	13193	DURHAM INTERFAITH HOSPITALITY NETWORK	2015-2016 CDBG SERVICES CONTRACT FOR DURHAM INTERFAITH HOSPITALITY NETWORK FOR HOMELESS CASE MANAGEMENT SERVICES	\$43,000.00	THOMAS BONFIELD
COMMUNITY DEVELOPMENT	AGREEMENTS-AMENDMENT	12766	DURHAM COMMUNITY LAND TRUSTEES INC	EXECUTION OF FORGIVABLE CONSTRUCTION/PERMANENT LOAN AGREEMENT (HOME) AND HOME INVESTMENT PARTNERSHIPS AGREEMENT FOR HOMEOWNER REPAIRS - DURHAM COMMUNITY LAND TRUSTEES, INC. (DCLT)-EXECUTION OF THE SECOND AMENDMENT TO THE FORGIVABLE CONSTRUCTION/PERMANENT LOAN AGREEMENT (HOME) FOR HOMEOWNER REPAIRS - DURHAM COMMUNITY LAND TRUSTEES, INC. (DCLT)	\$114,000.00	THOMAS BONFIELD
COMMUNITY DEVELOPMENT	CONSTRUCTION-AMENDMENT	13021	NC HOUSING & CONSTRUCTION INC	URGENT REPAIR AT 2608 OWEN STREET (BARBARA THOMPSON)-2608 OWEN STREET CHANGE ORDER	\$6,515.00	THOMAS BONFIELD

**Contracts Approved by City Manager
2nd Quarter Contracts FY2016 - October 1, 2015 to December 31, 2015**

Exhibit 6

COMMUNITY DEVELOPMENT	CONSTRUCTION-AMENDMENT	11826	DURHAM COMMUNITY LAND TRUSTEES INC	PIEDMONT RENTALS (SOUTHSIDE NEIGHBORHOOD) - DURHAM COMMUNITY LAND TRUSTEES, INC. MODIFICATION REASON: AMENDMENT T O THE FORGIVEABLE CONSTRUCTION/PERMANENT LOAN AGREEMENT FOR PIEDMONT R ENTALS PROJECT (DEDICATED HOUSING FUNDS AND HOME FUNDS)-SECOND AMENDMENT TO THE DURHAM COMMUNITY LAND TRUSTEES, INC. FORGIVABLE CONSTRUCTION/PERMANENT LOAN AGREEMENT (DEDICATED HOUSING FUNDS AND HOME)	\$747,806.00	THOMAS BONFIELD
ECONOMIC DEVELOPMENT	PROFESSIONAL SERVICES-AMENDMENT	9564	DURHAM BULLS BASEBALL CLUB INC	DAP OPERATING AGREEMENT-4TH AMENDMENT TO EXTEND THE AGREEMENT UNTIL OCT 30, 2016	\$362,152.53	THOMAS BONFIELD
ECONOMIC DEVELOPMENT	GRANTS	13181	ST. JOSEPH'S HISTORIC FOUNDATION INC	AGREEMENT FOR THE FY 2015-2016 BULL DURHAM BLUES FESTIVAL	\$5,000.00	THOMAS BONFIELD
ECONOMIC DEVELOPMENT	GRANTS	13203	LEGACY REPERTORY COMPANY	FUNDING FOR FY 2015-2016 LEGACY REPERTORY CO. ANNUAL SPECIAL NEEDS PERFORMANCE	\$2,000.00	THOMAS BONFIELD
ECONOMIC DEVELOPMENT	GRANTS	13138	THE ART OF COOL PROJECT	AGREEMENT TO FUND FY 2015-2016 ART OF COOL MUSIC FESTIVAL	\$5,000.00	THOMAS BONFIELD
ECONOMIC DEVELOPMENT	AGREEMENTS	13151	FRONTIER COMM OF THE CAROLINAS LLC	JOB CREATION INCENTIVE AGREEMENT	\$64,500.00	THOMAS BONFIELD
ECONOMIC DEVELOPMENT	AGREEMENTS	13152	WILLOWTREE INC	JOB CREATION INCENTIVE AGREEMENT	\$73,500.00	THOMAS BONFIELD
FINANCE	AGREEMENTS	13061	PAYMENTUS CORPORATION	PAYMENTUS MASTER SERVICES AGREEMENT	\$0.00	THOMAS BONFIELD
FINANCE	SERVICE	13184	ARTHUR J GALLAGHER RISK MGMT SERV INC	PROPERTY AND CASUALTY BROKER AND RISK MANAGEMENT C ONSULTING SERVICES	\$126,000.00	WANDA PAGE
FIRE ADMINISTRATION	SERVICE	13072	JA FARRINGTON INDUSTRIES INC	JANITORIAL SERVICES AT FIRE ADMINISTRATION BLDG	\$39,600.00	THOMAS BONFIELD
FIRE ADMINISTRATION	SERVICE	13182	THE RASHID GROUP LLC	LANDSCAPE MAINT & GRASS MOWING AT FIRE ADMIN CAMPU	\$52,773.00	WANDA PAGE
FIRE ADMINISTRATION	AGREEMENTS-EXTENSION	10693	MEDIC ONE FOUNDATION	MEDIC ONE FOUNDATION FISCAL SPONSORSHIP AGREEMENT-CONTRACT EXTENSION UNTIL MAY 9, 2016. NO DOLLAR AMOUNT TO TERMS OF CONTRACT.	\$0.00	DANIEL CURIA
GENERAL SERVICES	LEASE-AMENDMENT	10382	NEW CINGULAR WIRELESS PCS, LLC	WATER TANK LICENSE AGREEMENT WITH NEW CINGULAR-NEW CINGULAR NEEDS TO MODIFY THE ANTENNA FACILITIES BY SWAPPING OUT EXISTING ANTENNAS AND ADDING RADIO HEADS.	\$401,235.78	WILLIAM FERGUSON

**Contracts Approved by City Manager
2nd Quarter Contracts FY2016 - October 1, 2015 to December 31, 2015**

Exhibit 6

GENERAL SERVICES	PROFESSIONAL SERVICES	13036	MID ATLANTIC ASSOCIATES INC	PHASE 1 ASSESSMENT BY MID ATLANTIC ASSOCIATES , INC FOR THE PROPOSED AQUISITION OF ROBERTS ROAD PARCELS (191888, 191 886, & 191879) OWNED BY JAMES FRANKLIN ROBERTS	\$3,600.00	WILLIAM FERGUSON
GENERAL SERVICES	PROFESSIONAL SERVICES	13029	TERRACON INC	CONTRACT FOR PHASE 1 ENVIRONMENTAL ASSESSMENT SERVICES BETWEEN THE CITY OF DURHAM AND TERRACON CONSULTANTS. INC FOR THE PROPOSED AQUISITION OF 1902 CAMDEN AVENUE	\$1,800.00	WILLIAM FERGUSON
GENERAL SERVICES	PROFESSIONAL SERVICES	13058	DTW ARCHITECTS & PLANNERS LTD	PROFESSIONAL SERVICES CONTRACT FOR LAKE MICHIE ADA UPGRADES	\$15,500.00	THOMAS BONFIELD
GENERAL SERVICES	PROFESSIONAL SERVICES	13060	SIGMA ENGINEERED SOLUTIONS	DESIGN OF DEHUMIDIFICAITON FOR EDISON JOHNSON POOL	\$42,900.00	THOMAS BONFIELD
GENERAL SERVICES	PROFESSIONAL SERVICES	13068	HAY SCHNEIDER COPELAND	APPRAISAL OF CITY OWNED PROPERTY @ 515 W PETTIGREW	\$2,500.00	WILLIAM FERGUSON
GENERAL SERVICES	PROFESSIONAL SERVICES	13066	DTW ARCHITECTS & PLANNERS LTD	PROFESSIONAL SERVICES FOR SIGN AND SIGNAL SHOP	\$280,000.00	THOMAS BONFIELD
GENERAL SERVICES	PROFESSIONAL SERVICES	13078	S D PUCKETT & ASSOCIATES P C	SURVEY SERVICE BY S.D. PUCKETT AND ASSOCIATES FOR 2902 ROBERTS ROAD (PID 191888) 2620 BAHAMA ROAD (PID 191886) 2902 BAHAMA ROAD (PID 191879)	\$19,800.00	THOMAS BONFIELD
GENERAL SERVICES	PROFESSIONAL SERVICES	13104	DAVID A SMITH & ASSOCIATES	APPRAISAL FOR PARCELS 160584 US HWY 15 AND 160585 GEER STREET FOR MIST LAKE EXPANSION	\$2,000.00	STEVEN HICKS
GENERAL SERVICES	PROFESSIONAL SERVICES	13177	MCDONOUGH BOLYARD PECK INC	RETRO COMMISSIONING OF DURHAM CONVENTION CENTER WATER SYSTEM. HALF OF COST WILL BE REIMBURSED BY MARRIOTT HOTEL PER ME MORANDUM OF UNDERSTANDING	\$10,000.00	STEVEN HICKS
GENERAL SERVICES	PROFESSIONAL SERVICES	13226	AQUATECH POOL SERVICES LLC	DPR POOL FACILITIES-INVESITAGION AND ASSESSMENT OF POOL DEPTH MARKERS AT THE CITY OF DURHAM POOL FACILITIES	\$1,350.00	STEVEN HICKS
GENERAL SERVICES	PROFESSIONAL SERVICES	13229	DAVID A SMITH & ASSOCIATES	APPRAISAL OF LAKE MICHIE BOATHOUSE @ 2802 BAHAMA ROAD, BAHAMA, NC	\$500.00	STEVEN HICKS
GENERAL SERVICES	CONSTRUCTION	13049	TRADEMASTERS SERVICES INC.	FIRE STATION HVAC CONSTRUCTION	\$157,080.00	THOMAS BONFIELD
GENERAL SERVICES	CONSTRUCTION	13092	EDGE ENVIRONMENTAL INC	FIRE STATION #9-REPAIR OF THE EROSION CONTROL	\$32,250.00	THOMAS BONFIELD

**Contracts Approved by City Manager
2nd Quarter Contracts FY2016 - October 1, 2015 to December 31, 2015**

Exhibit 6

GENERAL SERVICES	CONSTRUCTION- CHANGE ORDER	12603	D W WARD CONSTRUCTION CO INC	C.M HERNDON PARK SOCCER FIELD UPGRADES- SYNTHETIC TURF SOCCER FIELD UPGRADES TO INCLDE EXCAVATION, FINE GRADING, BASE P REPARATION,SYNTHETIC TURF,CURBED NAILER, FENCING,EXISTING FIELD REPAIR S, ADA TRANSITIONS,PERIMETER NETTING, EXISTING FIELD DRAINAGE-CHANGE ORDER#1-EROSION CONTROL QUANTITY DIFFERENCES,ALTERNATE#1	\$272,630.00	WILLIAM FERGUSON
GENERAL SERVICES	CONSTRUCTION- CHANGE ORDER	12315	HINE SITEWORK INC	CONSTRUCTION OF SIDEWALK AND SITE WORK FOR RADIO BUILDING ALONG CAMDEN AVE MODIFICATION REASON: CHANGE ORDER #1-ADD 11 5 DAYS TO CONTRACT SUBSTANTIAL COMPLETION DATE DUE TO DELAYS IN NCDOT APPROVAL OF DRIVEWAY REPAIR PORTION OF THE CONTRACT. THIS-CHANGE ORDER #2-CMO4 REDUCE ASPHALT,CM07-ADD GRADING AND ROOF DRAINING IMPROVEMENTS,CM01-REMOVE ALLOWANCE FOR UNSUITABLE SOILS, ADD E- VERIFY.	\$72,591.59	THOMAS BONFIELD
GENERAL SERVICES	CONSTRUCTION- CHANGE ORDER	12718	DIVERSIFIED MECHANICAL LIMITED	DPR OPERATIONS FACILITY UPGRADES AND ADDITIONS NEW PLUMBING, MECHANICAL UPGRADES TO THE FACILITY GARAGE AND SUPPORT STRUCTURES ONSITE. MODIFICATION REASON: CHANGE ORDER#3-REPLACE 225A BR EAKER WITH 200A BREAKER-CHANGE ORDER #4- ADD LIGHT FIXTURE AT ELECTRICAL PANEL REQUIRED BY CODE	\$65,800.00	THOMAS BONFIELD
GENERAL SERVICES	CONSTRUCTION- CHANGE ORDER	11767	LA DOWNEY & SON, INCORPORATED	CONSTRUCTION CONTRACT FOR 400 CLEVELAND STREET ROOF AND ENVELOPE RENOVATION CHANGE ORDER #2 CHANGE ORDER #2-CHANGE IN ENVELOPE RENOVATION SCOPE. MODIFICATION REASON: CHANGE ORDER#3- CHANGES IN ENVELOPE RENOVATION SCOPE,CONCRETE WALKWAY DEMO,TEM-CHANGE ORDER #4-REPLACEMENT OF EXIT STAIR LANDING AND SEVERAL STEEL MEMBERS, ADDITIONAL BRICK WORK, PRESSURE WASH BUILDING, PAINT EXTERIOR DOORS, ADDITIONAL SUPERVISION, AND ADDITIONAL TIME	\$622,272.00	THOMAS BONFIELD

**Contracts Approved by City Manager
2nd Quarter Contracts FY2016 - October 1, 2015 to December 31, 2015**

Exhibit 6

GENERAL SERVICES	CONSTRUCTION- CHANGE ORDER	12065	RECREATION VENTURES, INC.	RESTORATION OF 5 BASKETBALL COURTS AT LYON, EAST END, AND EAST DURHAM PARKS MODIFICATION #1 REQUESTING A 95 DAY TIME EX TENSION TO ALLOW WEATHER-DEPENDANT WORK TO BE COMPLETED IN THE SPRING. WORK INCLUDES POURING CONCRETE, STAINING CONCRETE, AND A-THE ORIGINAL SCOPE INCLUDES STAINING THE EXISTING CONCRETE BASKETBALL COURTS AT LYON PARK AND EAST END PARK. THIS CHANGER ORDER ADD ADDITIONAL STAIN NEEDED TO COAT HIGHLY ABSORBANT CONCRETE AND REPAIRS TO AN EXISTING SIDEWALK. REQUESTING A 184 DAY TI	\$149,694.62	THOMAS BONFIELD
GENERAL SERVICES	CONSTRUCTION- CHANGE ORDER	12873	RECREATION VENTURES, INC.	FOREST HILLS TENNIS COURT RENOVATIONS- CHANGE ORDER #1-DEDUCT REMAINING ALLOWANCE #1 AND #2	\$211,901.35	STEVEN HICKS
GENERAL SERVICES	CONSTRUCTION- CHANGE ORDER	12964	CALLIS CONTRACTORS INC	DURHAM STATION CONCRETE REPAIRS-REPLACE EXISTING CONCRETE CROSSWALK DURING AFTER HOURS OPERATIONS-CHANGE ORDER #1- ADDITIONAL CONSTRUCTION/COMPACTION TESTING SERVICES	\$44,634.88	THOMAS BONFIELD
GENERAL SERVICES	CONSTRUCTION- CHANGE ORDER	10454	RIGGS HARROD BUILDERS INC	DPR OPERATIONS FACILITY CONSTRUCTION CONTRACT-CHANGE ORDER #3-SEE ATTACHED BACK UP	\$1,504,487.96	THOMAS BONFIELD
GENERAL SERVICES	CONSTRUCTION- CHANGE ORDER	12964	CALLIS CONTRACTORS INC	DURHAM STATION CONCRETE REPAIRS-REPLACE EXISTING CONCRETE CROSSWALK DURING AFTER HOURS OPERATIONS-CHANGE ORDER#2- ADDITIONAL CONSTRUCTION/COMPACTION FOR CONCRETE CROSS WALK.	\$44,634.88	THOMAS BONFIELD
GENERAL SERVICES	SERVICE- CHANGE ORDER	12614	SOUTHERN ELEVATOR CO INC	CHURCH STREET PARKING DECK ELEVATOR REPAIRS AND MODERNIZATION-CHANGE ORDER #1-CMO5-FURNISH ADDITIONAL ELECTRICAL MATERIAL AND LABOR.CMO1-ENGINEER FIRE SERVICES DRAWINGS.	\$110,538.00	WILLIAM FERGUSON
GENERAL SERVICES	OTHER- AMENDMENT	11467	HOTEL COMMERCIAL LLC	THIS DOCUMENT IS A LEASE AGREEMENT BETWEEN HOTEL COMMERCIAL, LLC AS LANDLORD AND CITY OF DURHAM AS TENANT FOR A SPACE T HAT HAS NOT YET BEEN BUILT BUT THAT WILL BE CONSTRUCTED BY LANDLORD NE XT TO THE DURHAM PERFORMING ARTS CENTER.-THIS CONTRACT IS BEING MODIFIED TO INCORPORATE EXHIBIT A, THE RESTROOM CONDOMINIUM UNIT, TOGETHER WITH THE ADJACENT LIMITED COMMON AREA TO THE EXISTING LEASE AGREEMENT.	\$0.00	STEVEN HICKS

**Contracts Approved by City Manager
2nd Quarter Contracts FY2016 - October 1, 2015 to December 31, 2015**

Exhibit 6

GENERAL SERVICES	OTHER-AMENDMENT	11467	HOTEL COMMERCIAL LLC	THIS DOCUMENT IS A LEASE AGREEMENT BETWEEN HOTEL COMMERCIAL, LLC AS LANDLORD AND CITY OF DURHAM AS TENANT FOR A SPACE THAT HAS NOT YET BEEN BUILT BUT THAT WILL BE CONSTRUCTED BY LANDLORD NEXT TO THE DURHAM PERFORMING ARTS CENTER. CONTRACT MODIFI-SECOND AMENDMENT TO LEASE AGREEMENT BETWEEN ATC EAST COMMERCIAL, FORMERLY KNOWN AS HOTEL COMMERCIAL, LLC AND THE CITY OF DURHAM.	\$0.00	STEVEN HICKS
GENERAL SERVICES	SERVICE-AMENDMENT	10483	DIXIE LAWN SERVICE, INC	RIGHT-OF-WAY MAINTENANCE, INCLUDING MOWING; LIMITED SIDEWALK AND CURB EDGING, STRING TRIMMING AROUND SIGNS, POLES, FIRE HYDRANTS AND GUARD RAILS AND LITTER AND DEBRIS REMOVAL ON INTERNAL MUNICIPAL AND STATE STREETS, OVERPASSES AND UNDERPASSES, AN-AMENDMENT NO.1 - A SERVICE CONTRACT FOR RIGHT-OF-WAY MAINTENANCE	\$1,006,000.00	THOMAS BONFIELD
GENERAL SERVICES	LEASE	13176	FRONTIER COMMUNICATIONS OF THE CAROLINAS LLC	LAND LEASE AGREEMENT BETWEEN THE CITY OF DURHAM & FRONTIER COMMUNICATIONS OF THE CAROLINAS LLC @ 6605 FARRINGTON ROAD PARCEL ID 141733	\$125,949.62	THOMAS BONFIELD
GENERAL SERVICES	LEASE	13154	GOOGLE FIBER NC LLC	GOOGLE FIBER HUT LICENSE AGREEMENT FOR MIAMI/ANGIER WATER TANK SITE	\$40,120.00	THOMAS BONFIELD
GENERAL SERVICES	LEASE	13230	EL CENTRO HISPANO INC	3 MONTH LEASE BETWEEN THE CITY OF DURHAM AND "EL CENTRO HISPANO" OF THE CARPENTER CHEVROLET BUILDING WHICH IS SCHEDULED FOR DEMOLITION TO BUILD A NEW CITY OF DURHAM POLICE HEADQUARTERS	\$3.00	STEVEN HICKS
GENERAL SERVICES	PURCHASE	13168	FRYE FENCE COMPANY	CM HERNDON PARK FENCING AND SITE FURNISHING INSTALL CHAIN LINK FENCE TO ENCLOSE THE FIELD, SOCCER BENCHES AND GOALS	\$82,012.00	DAVID BOYD

**Contracts Approved by City Manager
2nd Quarter Contracts FY2016 - October 1, 2015 to December 31, 2015**

Exhibit 6

GENERAL SERVICES	PROFESSIONAL SERVICES-AMENDMENT	12539	O BRIEN / ATKINS ASSOCIATES PA	STANDARD FORM OF AGREEMENT BETWEEN OWNER AND ARCHITECT FOR THE DURHAM POLICE HEADQUARTERS COMPLEX MODIFICATION REASON: FIRST AMENDMENT TO THE AIA DOCUMENT B101-2007 STANDARD FORM OF AGREEMENT BETWEEN OWNER AND ARCHITECT FOR THE DURHAM POLICE HEADQUARTERS COMPLEX AMENDMENT #2-ARCHITECT SHALL PERFORM ADDITIONAL SERVICES AS ADDITIONAL BASIC SERVICES AS FURTHER DESCRIBED IN EXHIBIT U-SECOND AMENDMENT SCOPE OF WORK.	\$5,369,497.00	THOMAS BONFIELD
HUMAN RESOURCES	SERVICE-EXTENSION	10101	P&A GROUP	COBRA COMPLIANCE RESPONSIBILITIES-COBRA ADMINISTRATIVE SERVICES - COMMERCIAL GENERAL LIABILITY; WORKERS COMP (EXTENDED FOR THREE YEARS 2015-2017)	\$0.00	REGINA YOUNGBLOOD
HUMAN RESOURCES	SERVICE-EXTENSION	7920	LIBERTY MUTUAL INSURANCE COMPANY	INSURANCE PRODUCTS-LIBERTY MUTUAL INSURANCE-PRODUCTS MEANS AUTO, HOME AND OTHER PERSONAL INSURANCE PRODUCTS OFFERED TO ELIGIBLE EMPLOYEES IN CONNECTION WITH PROGRAM.	\$0.00	REGINA YOUNGBLOOD
HUMAN RESOURCES	AGREEMENTS	13153	JJA CONSULTANTS INC	UNCONSCIOUS BIAS TRAINING FOR COD WATER MANAGEMENT	\$99,187.00	THOMAS BONFIELD
HUMAN RESOURCES	AGREEMENTS	13206	EMPLOYEE BENEFIT SPECIALISTS INC	COD-WORKTERRA SOW EXECUTED BY EMPLOYEE BENEFIT SPEC.	\$18,000.00	WANDA PAGE
HUMAN RESOURCES	SERVICE	13232	AMERICAN PROF COMPUTER CONSULTANTS GROUP INC	PROCOM CLIENT SERVICES AGREEMENT VARIOUS DEPARTMENTS USING PROCOM SERVICES FOR STAFFING NEEDS	\$1.00	REGINA YOUNGBLOOD
NEIGHBORHOOD IMPROVEMENT	SERVICE	13064	SULLIVAN CONSTRUCTION	510 RED OAK AVE. - STABILIZATION	\$7,850.00	CONSTANCE STANCIL
PARKS AND RECREATION	SERVICE	13052	AFRICAN AMERICAN DANCE ENSEMBLE	BIMBE 2016 DANCE AND PROCESSION OF ELDERS	\$700.00	RHONDA PARKER
PARKS AND RECREATION	SERVICE	13053	AVERIL SHAMIA COZART	HOLIDAY FUN FEST SANTA	\$450.00	RHONDA PARKER
PARKS AND RECREATION	SERVICE	13028	MARCUS WAYNE POOLE	HALLOWEENO PERFORMER	\$200.00	RHONDA PARKER
PARKS AND RECREATION	SERVICE	13045	EDWARDS ROSS JR	SECURITY SERVICES PROVIDED BY OFF-DUTY DURHAM COUNTY SHERIFF DEPARTMENT	\$1,250.00	RHONDA PARKER
PARKS AND RECREATION	SERVICE	13043	READY FITNESS	PREVENTITIVE MAINTENANCE AGREEMENT DPR FITNESS	\$4,000.00	RHONDA PARKER
PARKS AND RECREATION	SERVICE	13082	TAMIKA MURRILL	DANCE INSTRUCTOR	\$640.00	RHONDA PARKER

**Contracts Approved by City Manager
2nd Quarter Contracts FY2016 - October 1, 2015 to December 31, 2015**

Exhibit 6

PARKS AND RECREATION	SERVICE	13081	SEAN ADRUESE ELLISON	BIMBE 2016	\$150.00	RHONDA PARKER
PARKS AND RECREATION	SERVICE	13080	GREATER RALEIGH REFRIGERATION INC	SLEIGH RIDING FOR HOLIDAY FUN FEST	\$4,990.00	RHONDA PARKER
PARKS AND RECREATION	SERVICE	13093	RASHEEN R SANDERS	BASKETBALL SKILLS INSTRUCTOR	\$120.00	RHONDA PARKER
PARKS AND RECREATION	SERVICE	13088	BRIAN O DAWSON	BIMBE 2016 MC	\$2,700.00	RHONDA PARKER
PARKS AND RECREATION	SERVICE	13087	KEY SIGNATURE	2016 BIMBE PERFORMER	\$1,200.00	RHONDA PARKER
PARKS AND RECREATION	SERVICE	13089	MARCUS ANDERSON DUFF	HOLIDAY FUN FEST FACE PAINTER	\$250.00	RHONDA PARKER
PARKS AND RECREATION	SERVICE	12902	SOUTHERN EXPRESS INC	MATURE ADULT TRANSPORTATION TO TO MT AIRY	\$1,450.00	RHONDA PARKER
PARKS AND RECREATION	SERVICE	13126	KENDRA MONIQUE WILSON	FACE PAINTER EARTHDAY AND BIMBE	\$600.00	RHONDA PARKER
PARKS AND RECREATION	SERVICE	13125	MARCUS ANDERSON DUFF	FACE PAINTER EARTHDAY AND BIMBE	\$900.00	RHONDA PARKER
PARKS AND RECREATION	SERVICE	13124	ZAYD M SHAKUR	KARATE INSTRUCTOR	\$380.00	RHONDA PARKER
PARKS AND RECREATION	SERVICE	13123	YHOLIMA VARGAS PEDROZA	DANCE INSTRUCTOR	\$260.00	RHONDA PARKER
PARKS AND RECREATION	SERVICE	13122	CHERYL BELLAMY	DANCE INSTRUCTOR	\$475.00	RHONDA PARKER
PARKS AND RECREATION	SERVICE	13121	ASHLEY FARLOW	BALLET INSTRUCTOR	\$325.00	RHONDA PARKER
PARKS AND RECREATION	SERVICE	13120	THOMAS LEE LONG	BASKETBALL INSTRUCTOR	\$300.00	RHONDA PARKER
PARKS AND RECREATION	SERVICE	13119	MARQUISIA MESHAWN LEE	BALLET INSTRUCTOR	\$400.00	RHONDA PARKER
PARKS AND RECREATION	SERVICE	13118	WANDA MICHELLE BROWN	YOGA DANCE INSTRUCTOR	\$1,122.00	RHONDA PARKER
PARKS AND RECREATION	SERVICE	13117	DEKEISHA WEBB	CHEERLEADING INSTRUCTOR	\$252.00	RHONDA PARKER
PARKS AND RECREATION	SERVICE	13116	DAVID WEBB	MARTIAL ARTS INSTRUCTOR	\$400.00	RHONDA PARKER
PARKS AND RECREATION	SERVICE	13115	CRAIG JAMES	KICKBOXING INSTRUCTOR	\$600.00	RHONDA PARKER
PARKS AND RECREATION	SERVICE	13114	VICTORIA JA'-NET ROBINSON	ZUMBA INSTRUCTOR	\$1,144.00	RHONDA PARKER

**Contracts Approved by City Manager
2nd Quarter Contracts FY2016 - October 1, 2015 to December 31, 2015**

Exhibit 6

PARKS AND RECREATION	SERVICE	13113	ATIBA RORIE	KWANZAA PERFORMER	\$500.00	RHONDA PARKER
PARKS AND RECREATION	SERVICE	13112	ZAYD M SHAKUR	KWANZAA EMCEE	\$125.00	RHONDA PARKER
PARKS AND RECREATION	SERVICE	13111	THE MAGIC OF AFRICAN RHYTHM	KWANZAA PERFORMER	\$200.00	RHONDA PARKER
PARKS AND RECREATION	SERVICE	13110	RASHEED JOHNSON	FASHION INSTRUCTOR	\$450.00	RHONDA PARKER
PARKS AND RECREATION	SERVICE	13109	CEYONNE FITNESS LLC	FITNESS INSTRUCTOR	\$1,144.00	RHONDA PARKER
PARKS AND RECREATION	SERVICE	13090	SOUTHERN EXPRESS INC	MATURE ADULT TRIP TO WALTON MUSEUM	\$1,270.00	RHONDA PARKER
PARKS AND RECREATION	SERVICE	13132	EDWARDS ROSS JR	OFF DUTY SECURITY SERVICES PROVIDED BY DURHAM COUNTY SHERIFF'S DEPARTMENT	\$2,000.00	RHONDA PARKER
PARKS AND RECREATION	SERVICE	13131	ALBERT L DAVIS JR	OFF DUTY SECURITY SERVICES - PROVIDED BY DURHAM COUNTY SHERIFF'S DEPARTMENT	\$2,400.00	RHONDA PARKER
PARKS AND RECREATION	SERVICE	13135	JOHN WESLEY FERGUSON	BIMBE PERFORMER	\$1,200.00	RHONDA PARKER
PARKS AND RECREATION	SERVICE	13130	USPORTS CONSULTING LLC	USAGE AGREEMENT FOR WALLTOWN BASKETBALL LEAGUE	\$0.00	RHONDA PARKER
PARKS AND RECREATION	SERVICE	13143	DEBORAH WILSON	MUSIC INSTRUCTOR	\$420.00	RHONDA PARKER
PARKS AND RECREATION	SERVICE	13144	STACI M OTTAWAY	OFF DUTY SECURITY SERVICES PROVIDED BY DURHAM COUNTY SHERIFF'S DEPARTMENT	\$1,250.00	RHONDA PARKER
PARKS AND RECREATION	SERVICE	13147	CHERYL G NEILSON	HOLIDAY FUN FEST PONY RIDES	\$1,200.00	RHONDA PARKER
PARKS AND RECREATION	SERVICE	13148	ASHLEY TRICE	HOLIDAY FUN FEST PERFORMER	\$450.00	RHONDA PARKER
PARKS AND RECREATION	SERVICE	13149	JACOB A BOUKNIGHT	SQUARE DANCE INSTRUCTOR	\$936.00	RHONDA PARKER
PARKS AND RECREATION	SERVICE	13150	HEIDI EFIRD WHITE	ZUMBA INSTRUCTOR	\$1,166.00	RHONDA PARKER
PARKS AND RECREATION	SERVICE	12990	ANGELA GRAHAM ALLEN	TENNIS LESSON INSTRUCTION	\$7,800.00	RHONDA PARKER
PARKS AND RECREATION	SERVICE	13161	VALINDA L DAVIS	YOGA INSTRUCTOR	\$1,100.00	RHONDA PARKER
PARKS AND RECREATION	SERVICE	13162	WINSTON MASSEY	KARATE INSTRUCTOR	\$2,250.00	RHONDA PARKER
PARKS AND RECREATION	SERVICE	13163	SARA PENA	ZUMBA INSTRUCTOR	\$275.00	RHONDA PARKER

**Contracts Approved by City Manager
2nd Quarter Contracts FY2016 - October 1, 2015 to December 31, 2015**

Exhibit 6

PARKS AND RECREATION	SERVICE	13164	TIFFANY KELLY	AEROBICS INSTRUCTOR	\$1,560.00	RHONDA PARKER
PARKS AND RECREATION	SERVICE	13165	WILLA R ALLEN	ZUMBA INSTRUCTOR	\$625.00	RHONDA PARKER
PARKS AND RECREATION	SERVICE	13166	SUZZETTE S GOLDMON	FITNESS INSTRUCTOR	\$672.00	RHONDA PARKER
PARKS AND RECREATION	SERVICE	13167	WE BEA GRILLIN	DPR HOLIDAY PARTY CATERING	\$2,062.50	RHONDA PARKER
PARKS AND RECREATION	SERVICE	13170	R'MONE CLARK	BIMBE PERFORMER	\$1,110.00	RHONDA PARKER
PARKS AND RECREATION	SERVICE	13171	JORDAN A JARMON	DJ FOR TEEN EVENT	\$250.00	RHONDA PARKER
PARKS AND RECREATION	SERVICE	13172	BLANCHE DEAN	SANTA CLAUSE FOR SANTA PAWS	\$200.00	RHONDA PARKER
PARKS AND RECREATION	SERVICE	13173	SHEREYLL WOODS	ZUMBA INSTRUCTOR	\$572.00	RHONDA PARKER
PARKS AND RECREATION	SERVICE	13195	COURTNEY WOODS	DANCE INSTRUCTOR	\$560.00	RHONDA PARKER
PARKS AND RECREATION	SERVICE	13197	ZAYD M SHAKUR	KARATE INSTRUCTOR	\$775.00	RHONDA PARKER
PARKS AND RECREATION	SERVICE	13198	CRYSTAL FLETCHER	ZUMBA INSTRUCTOR	\$625.00	RHONDA PARKER
PARKS AND RECREATION	SERVICE	13199	TAMIKA MURRILL	DANCE INSTRUCTOR	\$400.00	RHONDA PARKER
PARKS AND RECREATION	SERVICE	13200	LINDA WOLFFE	TAI CHI INSTRUCTOR	\$780.00	RHONDA PARKER
PARKS AND RECREATION	SERVICE	13201	MARCELLA K SULLIVAN	MOVEMENT INSTRUCTOR	\$525.00	RHONDA PARKER
PARKS AND RECREATION	SERVICE	13208	RODRIGUEZ LOURDES G	ESL INSTRUCTOR	\$300.00	RHONDA PARKER
PARKS AND RECREATION	SERVICE	13210	TREYBURN COUNTRY CLUB	COURT USAGE AGREEMENT	\$0.00	RHONDA PARKER
PARKS AND RECREATION	SERVICE	13211	HARDSCRABBLE PLANTATIOM	TENNIS COURT USAGE AGREEMENT	\$0.00	RHONDA PARKER
PARKS AND RECREATION	SERVICE	13212	CHAPEL HILL TENNIS CLUB	TENNIS COURT USGAE AGREEMENT	\$0.00	RHONDA PARKER
PARKS AND RECREATION	SERVICE	13213	CHAPEL HILL COUNTRY CLUB	TENNIS COURT USAGE AGREEMENT	\$0.00	RHONDA PARKER
PARKS AND RECREATION	SERVICE	13214	UNC FACULTY STAFF ASSOCIATION	TENNIS COURT USAGE AGREEMENT	\$0.00	RHONDA PARKER

**Contracts Approved by City Manager
2nd Quarter Contracts FY2016 - October 1, 2015 to December 31, 2015**

Exhibit 6

PARKS AND RECREATION	SERVICE	13215	HOLLOW ROCK RACQUET AND SWIM CLUB INC	TENNIS COURT USAGE AGREEMENT	\$0.00	RHONDA PARKER
PARKS AND RECREATION	SERVICE	13216	CROASDAILE COUNTY CLUB INC	TENNIS COURT USAGE AGREEMENT	\$0.00	RHONDA PARKER
PARKS AND RECREATION	SERVICE	13217	HOPE VALLEY COUNTRY CLUB	TENNIS COURT USAGE AGREEMENT	\$0.00	RHONDA PARKER
PARKS AND RECREATION	SERVICE	13218	SOUTHERN VILLAGE CLUB LLC	TENNIS COURT USAGE AGREEMENT	\$0.00	RHONDA PARKER
PARKS AND RECREATION	SERVICE	13227	DIONE NOELL JACKSON	DANCE CHEERLEADING INSTRUCTOR	\$1,200.00	RHONDA PARKER
PARKS AND RECREATION	SERVICE	13196	REMAJJA FIELDS-DUNN	CHEERLEADING INSTRUCTOR	\$591.20	RHONDA PARKER
PARKS AND RECREATION	SERVICE-AMENDMENT	12872	LINDA VAUGHN INC	MEDIATION - STAFF SUPPORT-INCREASING TOTAL CONTRACT PRICE FROM \$4,975.00 TO \$9,325.00.	\$9,325.00	THOMAS BONFIELD
POLICE	SERVICE	13046	DWANE S HILDERBRAND	FORENSIC FOOTWEAR EXAMINER TRAINING FY16	\$6,000.00	JOSE LOPEZ
POLICE	SERVICE	13027	ETC INSTITUTE	RESIDENT SATISFACTION SURVEY OF POLICE SERVICES	\$22,250.00	THOMAS BONFIELD
POLICE	SERVICE	13137	PRESTON E FORD III	DIGITAL FORENSICS PEER REVIEWS	\$5,000.00	JOSE LOPEZ
POLICE	SERVICE	13145	DEVELOPMENTAL ASSOCIATES	CONSULTANT FOR CRIME SCENE INVESTIGATOR SELECTION HIRING PROCESS	\$12,975.00	THOMAS BONFIELD
POLICE	SERVICE	13142	FORAY TECHNOLOGIES	RENEWAL OF THE 1-YEAR SOFTWARE SUPPORT AGREEMENT FOR THE ADAMS SOFTWARE SYSTEM IN USE BY THE FORENSICS UNIT	\$15,641.75	THOMAS BONFIELD
POLICE	AGREEMENTS	13047	DUKE UNIVERSITY	DUKE UNIV POLICE EXTENDED JURISDICTION AGREEMENT	\$0.00	THOMAS BONFIELD
POLICE	GRANTS-AMENDMENT	12436	THE UNIVERSITY OF NORTH	2014 BCJI PLANNING GRANT UNC-G RESEARCH CONTRACT-2014 BCJI PLANNING GRANT UNC-G RESEARCH CONTRACT AMENDMENT	\$77,000.00	THOMAS BONFIELD
POLICE	GRANTS	13102	TOWN OF CHAPEL HILL	2015 HALLOWEEN CONTRACT TOWN OF CHAPEL HILL	\$25,000.00	THOMAS BONFIELD
POLICE	SERVICE-AMENDMENT	12690	INTERNATIONAL ASSOC OF CHIEF OF POLICE	COMPREHENSIVE REVIEW AND ANALYSIS OF THE STAFFING AND DEPLOYMENT OF THE PATROL AND INVESTIGATIONS FUNCTIONS WITHIN THE POLICE DEPARTMENT.-EXPANSION OF THE CONTRACT SCOPE TO INCLUDE A FULL STAFFING ANALYSIS OF THE POLICE DEPARTMENT IN AN AMOUNT NOT TO EXCEED \$91,323.00.	\$91,323.00	THOMAS BONFIELD

**Contracts Approved by City Manager
2nd Quarter Contracts FY2016 - October 1, 2015 to December 31, 2015**

Exhibit 6

PUBLIC WORKS	AGREEMENTS	13014	TALIS MANAGEMENT GROUP	STORMWATER FACILITY AGREEMENT FENDOL FARMS	\$0.00	THOMAS BONFIELD
PUBLIC WORKS	AGREEMENTS	13042	INGRAM FAMILY REAL ESTATE LLC	STORMWATER FACILITY AGREEMENT IRWIN PROPERTIES LOT2B - DRY DETENTION POND	\$0.00	THOMAS BONFIELD
PUBLIC WORKS	AGREEMENTS	13041	INGRAM FAMILY REAL ESTATE LLC	STORMWATER FACILITY AGREEMENT IRWIN PROPERTIES LOT 2B-UNDERGROUND DETENTION	\$0.00	THOMAS BONFIELD
PUBLIC WORKS	AGREEMENTS	13038	DAVIS-RODWELL LLC	STORMWATER FACILITY AGREEMENT SOUTHERN OAKS APARTMENTS	\$0.00	THOMAS BONFIELD
PUBLIC WORKS	AGREEMENTS	13039	DUKE UNIVERSITY A/P	STORMWATER FACILITY AGREEMENT DUKE UNIVERSITY WEST CAMPUS UNION	\$0.00	THOMAS BONFIELD
PUBLIC WORKS	AGREEMENTS	13051	WHITTED SCHOOL REDEVELOPMENT LLC	STORMWATER FACILITY AGREEMENT WHITTED SCHOOL	\$0.00	THOMAS BONFIELD
PUBLIC WORKS	AGREEMENTS	13057	MONTESSORI SCHOOL OF RALEIGH	UTILITY EXTENSION AGREEMENT WITH MONTESSORI SCHOOL OF RALEIGH	\$0.00	THOMAS BONFIELD
PUBLIC WORKS	AGREEMENTS	13054	AMERCO REAL ESTATE COMPANY	UTILITY EXTENSION AGREEMENT WITH AMERCO TO SERVE U-HAUL HIGHWAY 70	\$0.00	THOMAS BONFIELD
PUBLIC WORKS	AGREEMENTS	13055	MERITAGE HOMES OF NORTH CAROLINA	STORMWATER FACILITY AGREEMENT MEADOWS AT SOUTHPOINT	\$0.00	THOMAS BONFIELD
PUBLIC WORKS	AGREEMENTS	13056	DUKE UNIVERSITY	STORMWATER FACILITY AGREEMENT DUKE UNIVERSITY - R. DAVID THOMAS CENTER	\$0.00	THOMAS BONFIELD
PUBLIC WORKS	AGREEMENTS	13063	DSM BUILDERS INC	NORTHERN WAY FAILED DEVELOPMENT REIMBURSEMENT OF CITY INFRASTRUCTURE.	\$56,496.00	THOMAS BONFIELD
PUBLIC WORKS	AGREEMENTS	13075	SOUTHPOINT PROFESSIONAL PARTNERS LLC	STORMWATER FACILITY AGREEMENT SOUTHPOINT PROFESSIONAL CENTER PH. 2	\$0.00	THOMAS BONFIELD
PUBLIC WORKS	AGREEMENTS	13040	HOOSIER OUE LLC	STORMWATER FACILITY AGREEMENT CITY BARBEQUE	\$0.00	THOMAS BONFIELD
PUBLIC WORKS	AGREEMENTS	13076	DURHAM CITY CENTER LLC	STORMWATER FACILITY AGREEMENT CITY CENTER	\$0.00	THOMAS BONFIELD
PUBLIC WORKS	AGREEMENTS	13077	HENDRICK AUTOMOTIVE GROUP	STORMWATER FACILITY AGREEMENT HENDRICK SOUTHPOINT PH. 2A AND 2B	\$0.00	THOMAS BONFIELD
PUBLIC WORKS	AGREEMENTS	13084	FAIRVIEW LANE AND VENTURE II LLC	STORMWATER FACILITY AGREEMENT FAIRWAY TOWNHOMES AT CROASDAILE	\$0.00	THOMAS BONFIELD
PUBLIC WORKS	AGREEMENTS	13085	ELLIS ROAD APARTMENT I LP	STORMWATER FACILITY AGREEMENT ELLIS ROAD PH. 1	\$0.00	THOMAS BONFIELD
PUBLIC WORKS	AGREEMENTS	13091	CORIUM LLC	STORMWATER FACILITY AGREEMENT BLUE CROSS BLUE SHIELD OF NC CAMPUS SITE PLAN	\$0.00	THOMAS BONFIELD
PUBLIC WORKS	AGREEMENTS	13105	HP CHAPEL HILL LLC	STORMWATER FACILITY AGREEMENT CAROLINA POINTE II	\$0.00	THOMAS BONFIELD

**Contracts Approved by City Manager
2nd Quarter Contracts FY2016 - October 1, 2015 to December 31, 2015**

Exhibit 6

PUBLIC WORKS	AGREEMENTS	13140	TRUE COVENANT MISSIONARY BAPTIST CHURCH INC	UTILITY EXTENSION AGREEMENT WITH TRUE COVENANT MISSIONARY BAPTIST CHURCH, INC. OF DURHAM TO SERVE TRUE COVENANT MISSIONARY BAPTIST CHURCH	\$0.00	THOMAS BONFIELD
PUBLIC WORKS	AGREEMENTS	13086	HARRIS BEVERAGES LLC	UTILITY EXTENSION AGREEMENT WITH HARRIS BEVERAGES, LLC TO SERVE HARRIS BEVERAGES DISTRIBUTION CENTER	\$0.00	THOMAS BONFIELD
PUBLIC WORKS	AGREEMENTS	13079	BARRON COMPANY LLC	UTILITY EXTENSION AGREEMENT WITH BARRON COMPANY, LLC TO SERVE 729 CLAUSUN DRIVE	\$0.00	THOMAS BONFIELD
PUBLIC WORKS	AGREEMENTS	13133	MREC BRIGHTLEAF LLC	STORMWATER FACILITY AGREEMENT BRIGHTLEAF AT THE PARK TRACT 8 PHASE 4	\$0.00	THOMAS BONFIELD
PUBLIC WORKS	AGREEMENTS	13180	OWNER LEVEL 51 TEN LLC	STORMWATER FACILITY AGREEMENT LEVEL 51 TEN APTS (FORMERLY KNOWN AS THE VERGE APTS.)	\$0.00	THOMAS BONFIELD
PUBLIC WORKS	AGREEMENTS	13178	ELIZABETH W BARTON	AGREEMENT FOR STORMWATER DRAINAGE SYSTEM REPAIR PROJECT BETWEEN ELIZABETH W. BARTON AND THE CITY OF DURHAM	\$0.00	WANDA PAGE
PUBLIC WORKS	AGREEMENTS	13187	CRP/WF GATEWAY OWNER	STORMWATER FACILITY AGREEMENT GATEWAY CENTER APARTMENTS	\$0.00	THOMAS BONFIELD
PUBLIC WORKS	AGREEMENTS	13188	LENNAR CAROLINA, INC	STORMWATER FACILITY AGREEMENT SHERRON ROAD TRACT - EAST POND	\$0.00	THOMAS BONFIELD
PUBLIC WORKS	AGREEMENTS	13189	LENNAR CAROLINA, INC	STORMWATER FACILITY AGREEMENT SHERRON ROAD TRACT - WEST POND	\$0.00	THOMAS BONFIELD
PUBLIC WORKS	AGREEMENTS	13228	NEAL ROAD INDUSTRIAL PARK, LLC	STORMWATER FACILITY AGREEMENT HILLSBOROUGH ROAD BUSINESS PARK	\$0.00	THOMAS BONFIELD
PUBLIC WORKS	SERVICE	13059	WINSFORD AT THE PARK OWNERS ASSOCIATION, INC.	LICENSE AGREEMENT WITH WINSFORD AT THE PARK HOA FOR DECORATIVE POSTS WITHIN THE PUBLIC RIGHT OF WAY	\$0.00	MARVIN WILLIAMS
PUBLIC WORKS	RENTAL-AMENDMENT	12764	GREGORY POOLE EQUIPMENT CO	PAVEMENT EQUIPMENT RENTAL-ADDITION OF E-VERIFY LANGUAGE	\$257,000.00	THOMAS BONFIELD
PUBLIC WORKS	CONSTRUCTION	13050	D WASHINGTON GROUP	SW-28, SIDEWALK CONST. BARBEE, CORNWALLIS, & FAYE	\$65,025.07	THOMAS BONFIELD
PUBLIC WORKS	CONSTRUCTION	13070	DUDLEY'S FENCE COMPANY	SW-24B ATT FENCE INSTALLATION 2015	\$10,412.60	MARVIN WILLIAMS
PUBLIC WORKS	CONSTRUCTION	13103	PRISM CONTRACTORS & ENGINEERS INC	SD-2015-02, TRENCHLESS PIPE REPAIR	\$338,909.60	THOMAS BONFIELD
PUBLIC WORKS	CONSTRUCTION	13205	URETEK	SD-2015-01 EAST MAIN STR CULVERT STABILIZATION	\$495,822.50	THOMAS BONFIELD
PUBLIC WORKS	INTERLOCAL	13065	DURHAM COUNTY GENERAL SERVICES	FY16 INTERLOCAL WITH DURHAM COUNTY FOR PURCHASE OF SODIUM CHLORIDE (SALT)	\$0.00	THOMAS BONFIELD

**Contracts Approved by City Manager
2nd Quarter Contracts FY2016 - October 1, 2015 to December 31, 2015**

Exhibit 6

PUBLIC WORKS	AGREEMENTS-AMENDMENT	12933	EPCON FARRINGTON LLC	STORMWATER FACILITY AGREEMENT THE VILLAS AT CULP ARBOR-PLAT BOOK AND PAGE # WAS INCORRECT IN ORIGINAL AGREEMENT.	\$0.00	MARVIN WILLIAMS
SOLID WASTE	SERVICE-AMENDMENT	074770	CENTRAL CAROLINA HOLDINGS LLC	SCRAP TIRE DISPOSAL AND RECYCLING SERVICES MODIFICATION REASON: TO AUTOHORIZE THE CITY MANAGER TO EXECUTE AMENDMENT #4 TO THE EXISTING SCRAP TIRE DISPOSAL/RECYCLING SERVICE CONTRACT BETWEEN THE CITY OF DURHAM AND CENTRAL CAROLINA HOLDING, LLC TO AUTOHORIZE THE CITY MANAGER TO EXECUTE AMENDMENT #4 TO THE EXISTING SCRAP TIRE DISPOSAL/RECYCLING SERVICE CONTRACT BETWEEN THE CITY OF DURHAM AND CENTRAL CAROLINA HOLDING, LLC FOR TWO ADDITIONAL YEARS WITH THE OPTION TO RENEW FOR ONE ADDITIONAL TW	\$2,345,111.47	THOMAS BONFIELD
SOLID WASTE	SERVICE-AMENDMENT	10856	WASTE INDUSTRIES INC	THE CONTRACTOR WILL ACCEPT, TRANSFER, TRANSPORT AND DISPOSE OF MSW THAT IS DELIVERED TO THE CITY'S TRANSFER STATION. THE CONTRACTOR WILL ALSO ACCEPT, TRANSFER, AND TRANSPORT RECYCLABLE MATERIAL TO A DESIGNATED MATERIALS RECYCLING FACILITY (MRF).-AMENDMENT #1 TO THE CONTRACT BETWEEN THE CITY OF DURHAM AND WASTE INDUSTRIES LLC FOR TRANSFER STATION CONSTRUCTION,OPERATION AND TRANSPORT SERVICES.	\$52,600,366.24	THOMAS BONFIELD
SOLID WASTE	SERVICE-AMENDMENT	6587	WASTE INDUSTRIES INC	DUMPSTER COLLECTION SERVICE-STATIONARY CONTAINER RENTAL. SEC. __ [CITY STAFF - INSERT A SECTION NUMBER.]. E-VERIFY COMPLIANCE UNDER 143-133.3. THE CONTRACTOR AND ITS SUBCONTRACTORS SHALL COMPLY WITH THE REQUIREMENTS OF ARTICLE 2 OF CHAPTER 64 OF THE NORTH CAROLINA GENERAL ST	\$225,604.80	THOMAS BONFIELD
TECHNOLOGY SOLUTIONS	SERVICE	13030	OPENDATASOFT LLC	OPENDATASOFT -- TO PROVIDE ODP FOR THE CITY/COUNTY	\$90,000.00	THOMAS BONFIELD
TRANSPORTATION	GRANTS	13048	NC DEPT OF TRANSPORTATION	DURHAM-CHAPEL HILL - CARRBORO (DCHC) GRANT AGREEMENT WITH NCDOT	\$0.00	THOMAS BONFIELD
TRANSPORTATION	GRANTS	13083	NC DEPT OF TRANSPORTATION	TECHNOLOGY PROGRAM GRANT AGREEMENT FY 15-16	\$250,000.00	THOMAS BONFIELD

**Contracts Approved by City Manager
2nd Quarter Contracts FY2016 - October 1, 2015 to December 31, 2015**

Exhibit 6

TRANSPORTATION	ELECTRIC UTILITIES	13095	DUKE ENERGY CORP	HILLSBOROUGH RD. STREET LIGHTING CONTRACT. THE CONTRACT COST IS \$529.09 PER MONTH FOR 3 YRS. DO NOT ENCUMBER, WILL BE ROLLED INTO EXISTING MONTHLY ELECTRIC BILLS.	\$19,047.24	MARK AHRENSEN
TRANSPORTATION	ELECTRIC UTILITIES	13096	DUKE ENERGY CORP	W. CARVER ST. STREET LIGHTING CONTRACT. THE CONTRACT COST IS \$799.76 PER MONTH FOR 3 YRS. DO NOT ENCUMBER, WILL BE ROLLED INTO EXISTING MONTHLY ELECTRIC BILLS.	\$28,791.36	MARK AHRENSEN
TRANSPORTATION	ELECTRIC UTILITIES	13098	DUKE ENERGY CORP	CRABTREE AVENUE STREET LIGHTING CONTRACT. THE CONTRACT COST IS \$65.38 PER MONTH FOR 3 YRS. DO NOT ENCUMBER, WILL BE ROLLED INTO EXISTING MONTHLY ELECTRIC BILLS.	\$2,353.68	MARK AHRENSEN
TRANSPORTATION	ELECTRIC UTILITIES	13099	DUKE ENERGY CORP	150 CHATEAU ROAD STREET LIGHTING CONTRACT. THE CONTRACT COST IS \$10.27 PER MONTH FOR 3 YRS. DO NOT ENCUMBER, WILL BE ROLLED INTO EXISTING MONTHLY ELECTRIC BILLS.	\$369.72	MARK AHRENSEN
TRANSPORTATION	ELECTRIC UTILITIES	13035	DUKE ENERGY CORP	FRENCHMAN'S CREEK DR. STREET LIGHTING CONTRACT. THE CONTRACT COST IS \$87.29 PER MONTH FOR 3 YRS. DO NOT ENCUMBER, WILL BE ROLLED INTO EXISTING MONTHLY ELECTRIC BILLS. ONE TIME CHARGE TO THE CITY OF DURHAM FOR \$2,806.39.	\$2,806.39	MARK AHRENSEN
TRANSPORTATION	ELECTRIC UTILITIES	13034	DUKE ENERGY CORP	FAIRFIELD ROAD, STREET LIGHTING CONTRACT. THE CONTRACT COST IS \$67.61 PER MONTH FOR 3 YRS. DO NOT ENCUMBER, WILL BE ROLLED INTO EXISTING MONTHLY ELECTRIC BILLS.	\$2,433.96	MARK AHRENSEN
TRANSPORTATION	ELECTRIC UTILITIES	13033	DUKE ENERGY CORP	PACIFIC AVENUE, STREET LIGHTING CONTRACT. THE CONTRACT COST IS \$76.34 PER MONTH FOR 3 YRS. DO NOT ENCUMBER, WILL BE ROLLED INTO EXISTING MONTHLY ELECTRIC BILLS.	\$2,748.24	MARK AHRENSEN
TRANSPORTATION	ELECTRIC UTILITIES	13159	DUKE ENERGY CORP	3109 MOSSDALE AVENUE STREET LIGHTING CONTRACT. THE CONTRACT COST IS \$8.73 PER MONTH FOR 3 YRS. DO NOT ENCUMBER, WILL BE ROLLED INTO EXISTING MONTHLY ELECTRIC BILLS.	\$314.28	MARK AHRENSEN

**Contracts Approved by City Manager
2nd Quarter Contracts FY2016 - October 1, 2015 to December 31, 2015**

Exhibit 6

TRANSPORTATION	ELECTRIC UTILITIES	13157	DUKE ENERGY CORP	BELGREEN RD STREET LIGHTING CONTRACT. THE CONTRACT COST IS \$87.11 PER MONTH FOR 3 YRS. DO NOT ENCUMBER, WILL BE ROLLED INTO EXISTING MONTHLY ELECTRIC BILLS.	\$3,135.96	MARK AHRENSEN
TRANSPORTATION	ELECTRIC UTILITIES	13156	DUKE ENERGY CORP	SYBIL DRIVE, 700 BLOCK STREET LIGHTING CONTRACT. THE CONSTRACT COST IS \$26.19 PER MONTH FOR 3 YRS. DO NOT ENCUMBER, WI LL BE ROLLED INTO EXISTING MONTHLY ELECTRIC BILLS.	\$942.84	MARK AHRENSEN
TRANSPORTATION	ELECTRIC UTILITIES	13155	DUKE ENERGY CORP	FAIRFAX ROAD STREET LIGHTING CONTRACT. THE CONTRACT IS \$17.46 PER MONTH FOR 3 YRS. DO NOT ENCUMBER, WILL BE ROLL ED INTO EXISTING MONTHLY ELECTRIC BILLS.	\$628.56	MARK AHRENSEN
TRANSPORTATION	ELECTRIC UTILITIES	13220	DUKE ENERGY CORP	LASALLE ST. & SPRUNT AVE. STREET LIGHTING CONTRACT . THE CONTRACT COSE IS \$239.60 PER MONTH FOR 3 YRS. DO NOT ENCUMBER, WILL BE ROLLED INTO EXISTING MONTHLY ELECTRIC BILLS.	\$8,625.60	MARK AHRENSEN
TRANSPORTATION	ELECTRIC UTILITIES	13221	DUKE ENERGY CORP	E. MAIN ST. STREET LIGHTING CONTRACT. THE CONTRACT COSE IS \$63.15 PER MONTH FOR 3 YRS. DO NOT ENCUMBER, WILL BE ROLLED INTO EXISTING MONTHLY ELECTRIC BILLS.	\$2,273.40	MARK AHRENSEN
TRANSPORTATION	ELECTRIC UTILITIES	13222	DUKE ENERGY CORP	BONNIE BRAE RD. STREET LIGHTING CONTRACT. THE CONTRACT COST IS \$113.49 PER MONTH FOR 3 YRS. DO NOT ENCUMBER, WILL B E ROLLED INTO EXISTING MONTHLY ELECTRIC BILLS.	\$4,085.64	MARK AHRENSEN
TRANSPORTATION	ELECTRIC UTILITIES	13223	DUKE ENERGY CORP	SUBDIVISION HOPE VALLEY RIDGE STREET LIGHTING CONTRACT. THE CONTRACT COST IS \$178.74 PER MONTH FOR 3 YRS. DO NOT E NCUMBER, WILL BE ROLLED INTO EXISTING MONTHLY ELECTRIC BILLS.	\$6,434.64	MARK AHRENSEN
TRANSPORTATION	AGREEMENTS	13127	NC DEPT OF TRANSPORTATION	TIGER PLANNING GRANT - DUKE BELT LINE TRAIL MASTER PLAN	\$0.00	THOMAS BONFIELD
TRANSPORTATION	AGREEMENTS	13128	GANNETT FLEMING INC	SUPPLEMENTAL AGREEMENT #3 TO MASTER ON-CALL SERVICE AGREEMENT #10659 WITH GANNETT FLEMING, INC. TO HELP THE DURHAM - CHAPEL HILL-CARRBORO METROPOLITAN PLANNING ORGANIZATION (DCHC MPO) DE VELOP AN EFFECTIVE TRAFFIC INCIDENT MANAGEMENT (TIM) STRATEGIC	\$56,941.00	THOMAS BONFIELD

**Contracts Approved by City Manager
2nd Quarter Contracts FY2016 - October 1, 2015 to December 31, 2015**

Exhibit 6

TRANSPORTATION	AGREEMENTS	13175	PARSONS BRINCKERHOFF INC	SUPPLEMENTAL AGREEMENT #3 TO MASTER AGREEMENT #10662. THE PRIMARY PURPOSE OF THIS SUPPLEMENTAL AGREEMENT IS TO HELP THE DURHAM-CHAPEL HILL-CARRBORO METROPOLITAN PLANNING ORGANIZATION (D CHC MPO) CODE THE TRM V6 TRUE UNIVERSE NETWORK AND DEVELOP A C	\$39,686.94	THOMAS BONFIELD
TRANSPORTATION	AGREEMENTS	13202	NC DEPT OF TRANSPORTATION	TIGER PLANNING GRANT AGREEMENT - DUKE BELT LINE MASTER PLAN - FHWA FY 2014 TIGER PLANNING GRANT NO. P-14	\$0.00	THOMAS BONFIELD
TRANSPORTATION	AGREEMENTS-AMENDMENT	13127	NC DEPT OF TRANSPORTATION	TIGER PLANNING GRANT - DUKE BELT LINE TRAIL MASTER PLAN-LANGUAGE IN THE CONTRACT HAS CHANGED	\$0.00	THOMAS BONFIELD
WATER MANAGEMENT	PROFESSIONAL SERVICES	13032	RAYMOND ENGINEERING-GA, PLLC	ROOF REPLACEMENTS AT VARIOUS DWM FACILITIES	\$151,400.00	THOMAS BONFIELD
WATER MANAGEMENT	PROFESSIONAL SERVICES	12849	THE JOHN R MCADAMS COMPANY INC	AIKEN AVE. STREAM REALIGNMENT	\$99,160.00	THOMAS BONFIELD
WATER MANAGEMENT	PROFESSIONAL SERVICES	12848	THE JOHN R MCADAMS COMPANY INC	HOMELAND AVE. STREAM RELOCATION DESIGN	\$95,960.00	THOMAS BONFIELD
WATER MANAGEMENT	PROFESSIONAL SERVICES	13129	CDM SMITH INC	SAN. SEWER FLOW MONITORING AND INFL/INFILTR. REDUC TION EVALUATION	\$765,000.00	THOMAS BONFIELD
WATER MANAGEMENT	PROFESSIONAL SERVICES	13190	KIMLEY HORN AND ASSOCIATES INC	PROFESSIONAL ENGINEERING SERVICES FOR AMERICAN TOBACCO WATERLINE REPLACEMENT.	\$1,559,800.00	THOMAS BONFIELD
WATER MANAGEMENT	CONSTRUCTION-AMENDMENT	11596	CROWDER CONSTRUCTION CO	ND AND SD WRF NUTRIENT RELATED IMPROVEMENTS SUMMARY CHANGE ORDER #1 FOR NUTRIENT RELATED IMPROVEMENTS CONSTRUCTION CONTRACT ADD 2015--4100P002--731000--P251Q \$106,435.00-ADD RECENT E-VERIFY CHANGES TO CONTRACT	\$14,880,008.96	DON GREELEY
WATER MANAGEMENT	CONSTRUCTION-CHANGE ORDER	11596	CROWDER CONSTRUCTION CO	ND AND SD WRF NUTRIENT RELATED IMPROVEMENTS SUMMARY CHANGE ORDER #1 FOR NUTRIENT RELATED IMPROVEMENTS CONSTRUCTION CONTRACT ADD 2015--4100P002--731000--P251Q \$106,435.00-ND AND SD WRF NUTRIENT RELATED IMPROVEMENTS SUMMARY CHANGE ORDER #2 ADD 2015 - 4100P002-731000-P251Q \$304,348.13	\$14,880,008.96	THOMAS BONFIELD

**Contracts Approved by City Manager
2nd Quarter Contracts FY2016 - October 1, 2015 to December 31, 2015**

Exhibit 6

WATER MANAGEMENT	CONSTRUCTION- CHANGE ORDER	12004	J F WILKERSON CONTRACTING CO	DURHAM DOWNTOWN LOOP WATERLINE REPLACEMENT CONSTRU CHANGE ORDER #1 – DURHAM DOWNTOWN LOOP WATERLINE REPLACEMENT PROJECT CHANGE ORDER #2 – DURHAM DOWNTOWN LOOP WATERLINE REPLACEMENT PROJECT.. .2015 4100P002--731000--POBZ2-CHANGE ORDER #3 – DURHAM DOWNTOWN LOOP WATERLINE REPLACEMENT PROJECT	\$7,217,976.41	THOMAS BONFIELD
WATER MANAGEMENT	CONSTRUCTION- CHANGE ORDER	12223	CENTURION CONSTRUCTION COMPANY	2014 UNSCHEDULED PIPELINE REPAIRS CONTRACT-CHANGE ORDER #1 – UNSCHEDULED PIPELINE REPAIR CONTRACT TIME EXTENSION AND NOVATION AGREEMENT	\$325,000.00	THOMAS BONFIELD
WATER MANAGEMENT	CONSTRUCTION- CHANGE ORDER	12004	J F WILKERSON CONTRACTING CO	DURHAM DOWNTOWN LOOP WATERLINE REPLACEMENT CONSTRU CHANGE ORDER #1 – DURHAM DOWNTOWN LOOP WATERLINE REPLACEMENT PROJECT CHANGE ORDER #2 – DURHAM DOWNTOWN LOOP WATERLINE REPLACEMENT PROJECT.. .2015 4100P002--731000--POBZ2 CONTRACT MODIFICATION:-CHANGE ORDER #4 – DURHAM DOWNTOWN LOOP WATERLINE REPLACEMENT PROJECT	\$7,415,119.44	THOMAS BONFIELD
WATER MANAGEMENT	SERVICE- AMENDMENT	12014	NATIONAL POWER CORPORATION	GENERATOR MAINTENANCE AND EMERGENCY REPAIR SERVICE-AMENDMENT NO. 1 TO CONTRACT FOR GENERATOR MAINTENANCE AND EMERGENCY REPAIR SERVICES	\$339,673.00	THOMAS BONFIELD
WATER MANAGEMENT	SERVICE- AMENDMENT	10462	NEXGEN UTILITY MANAGEMENT INC	CMMS SOFTWARE CONTRACT-AMENDMENT #1 - NEXGEN ASSET MANAGEMENT CMMS EXPANSION TO INCLUDE CROSS CONNECTION WORK GROUP	\$403,692.00	THOMAS BONFIELD
WATER MANAGEMENT	SERVICE- AMENDMENT	7579	ADS LLC	SANITARY SEWER COLLECTION SYSTEM FLOW MONITORING CONTRACT MODIFICATION REASON: SANITARY SEWER COLLECTION SYSTEM FLOW MO NITORINGTIME EXTENSION FOR 2 MONTHS.-EXTEND CURRENT CONTRACT AN ADDITIONAL 5 YEARS, TO 10/31/2020.	\$3,053,635.23	THOMAS BONFIELD

**Contracts Approved by City Manager
2nd Quarter Contracts FY2016 - October 1, 2015 to December 31, 2015**

Exhibit 6

WATER MANAGEMENT	PROFESSIONAL SERVICES-AMENDMENT	12081	SCHNABEL ENGINEERING SOUTH PC	ON-CALL MASTER SERVICE AGREEMENT AMENDMENT NO. 3 - WILLIAMS AND BROWN WTP HAZARD CLASSIFICATIONS MODIFICATION REASON: ON CALL MASTER SERVICES AGREEMENT AMENDMENT NO. 4 - WILLIAMS TERMINAL RESERVOIR SOLIDS REMOVAL - FINAL DESIGN AND BI-ON-CALL MASTER SERVICE AGREEMENT AMENDMENT NO. 5 - LITTLE RIVER DAM EROSION REPAIR	\$422,401.00	THOMAS BONFIELD
WATER MANAGEMENT	PROFESSIONAL SERVICES-AMENDMENT	12024	HAZEN AND SAWYER PC	ON-CALL MASTER SERVICE AGREEMENT AMENDMENT #2 TO MSA NO. 12024 - LAKE MICHIE DAM AND PUMP STATION STAIR WAY REPLACEMENT. ADD 2015-4100P002-731004-P0502 \$70,000.00 MODIFICATION REASON: AMENDMENT #3 - WILLIAMS WATER TREATMENT PLANT CAU-AMENDMENT #5 - SDWRF SCUM TUBE REPLACEMENT	\$258,202.00	THOMAS BONFIELD
WATER MANAGEMENT	PROFESSIONAL SERVICES-AMENDMENT	12074	BROWN & CALDWELL INC	ON-CALL MASTER SERVICE AGREEMENT AMENDMENT #1 - BROWN WTP TEMPORARY PERMANGANATE AND ALGAECIDE FEED SYSTEM ADD \$100,000.00 TO THE CONTRACT. MODIFICATION 2 ON-CALL MASTER SERVICE AGREEMENT AMENDMENT #2 - WATER TREATMENT PLANT FLOW METER-AMENDMENT #5 - BROWN AND WILLIAMS ARC FLASH ASSESSMENTS	\$384,101.00	THOMAS BONFIELD
WATER MANAGEMENT	PROFESSIONAL SERVICES-AMENDMENT	12056	ARCADIS G&M OF NC INC	ON-CALL MASTER SERVICE AGREEMENT-AMENDMENT #2 - FINAL BIDDING AND DESIGN SERVICES CLAIMS	\$53,701.00	THOMAS BONFIELD
WATER MANAGEMENT	PROFESSIONAL SERVICES-AMENDMENT	12024	HAZEN AND SAWYER PC	ON-CALL MASTER SERVICE AGREEMENT AMENDMENT #2 TO MSA NO. 12024 - LAKE MICHIE DAM AND PUMP STATION STAIR WAY REPLACEMENT. ADD 2015-4100P002-731004-P0502 \$70,000.00 MODIFICATION REASON: AMENDMENT #3 - WILLIAMS WATER TREATMENT PLANT CAU-AMENDMENT #4 - NDWRF BIOSOLIDS BUILDING HX REPLACEMENT	\$257,557.00	THOMAS BONFIELD
WATER MANAGEMENT	PROFESSIONAL SERVICES-AMENDMENT	12056	ARCADIS G&M OF NC INC	ON-CALL MASTER SERVICE AGREEMENT-AMENDMENT #3 - CONSTRUCTION RELATED SERVICES FOR THE WILLIAMS WATER TREATMENT PLANT GENERATOR CONSTRUCTION	\$127,601.00	THOMAS BONFIELD

**Contracts Approved by City Manager
2nd Quarter Contracts FY2016 - October 1, 2015 to December 31, 2015**

Exhibit 6

WATER MANAGEMENT	PROFESSIONAL SERVICES-AMENDMENT	12074	BROWN & CALDWELL INC	ON-CALL MASTER SERVICE AGREEMENT AMENDMENT #1 - BROWN WTP TEMPORARY PERMANGANATE AND ALGAECIDE FEED SYSTEM ADD \$100,000.00 TO THE CONTRACT. MODIFICATION 2 ON-CALL MASTER SERVICE AGREEMENT AMENDMENT #2 - WATER TREATMENT PLANT FLOW METER-AMENDMENT NO. 6 - LITTLE RIVER RAW WATER MAIN CONDITION ASSESSMENT	\$335,001.00	THOMAS BONFIELD
WATER MANAGEMENT	CONSTRUCTION-EXTENSION	12146	J F WILKERSON CONTRACTING CO	2014 UNSCHEDULED PIPELINE REPAIRS CONTRACT-CHANGE ORDER #1 – UNSCHEDULED PIPELINE REPAIR CONTRACT TIME EXTENSION	\$250,000.00	THOMAS BONFIELD
WATER MANAGEMENT	SERVICE	13073	L-J INC	SR-62 EASEMENT MAINTNENACE TREE REMOVAL	\$437,360.00	THOMAS BONFIELD
WATER MANAGEMENT	SERVICE	13071	FOUNTAINWORKS INC	FACILITATION AND SUPPORT FOR THE JODAN LAKE PARTNE	\$120,000.00	THOMAS BONFIELD
WATER MANAGEMENT	SERVICE	13074	TRIANGLE J COUNCIL OF GOVTS	JLP CONT TO DEVELOP RAW WATER SOURCE COMPENDIUM	\$29,262.00	THOMAS BONFIELD
WATER MANAGEMENT	SERVICE-EXTENSION	7579	ADS LLC	SANITARY SEWER COLLECTION SYSTEM FLOW MONITORING-SANITARY SEWER COLLECTION SYSTEM FLOW MONITORINGTIME EXTENSION FOR 2 MONTHS.	\$1,092,316.63	DON GREELEY
WATER MANAGEMENT	PROFESSIONAL SERVICES-CHANGE ORDER	12080	RAFTELIS FINANCIAL CONSULTING	ON-CALL MASTER SERVICE AGREEMENT-SSA 1 - 2017 RATE MODEL	\$39,431.00	THOMAS BONFIELD

Impact Fees
Summary of Revenues and Expenditures
for Quarter Ending December 2015

Exhibit 7

Zone	FY 2016					
	6/30/2015 Account Balance	12/31/2015 Account Balance	12/31/2015 Funds obligated to CIP Projects*	2nd Quarter 12/31/2015 Funds Available	Projected Revenue to 6/30/2016	Projected Funds Available 6/30/2016
Streets						
Zone 1	2,218,614	2,189,165	1,737,122	452,043	5,618	457,661
Zone 2	2,696,272	2,697,928	-	2,697,928	7,343	2,705,271
Zone 3	3,415,998	3,418,097	2,000,000	1,418,097	8,901	1,426,998
Zone 4	14,664,902	15,485,167	10,357,187	5,127,980	842,036	5,970,016
Zone 5	8,851,542	9,134,896	6,733,445	2,401,450	243,842	2,645,292
Zone 6	735,175	753,571	-	753,571	19,485	773,056
Parks and Recreation						
Zone 1	1,342,911	776,334	443,762	332,572	88,904	421,476
Zone 2	986,363	1,205,886	431,344	774,542	234,262	1,008,804
Zone 3	589,228	650,427	448,137	202,290	94,292	296,582
Open Space						
Zone 1	485,349	527,826	260,000	267,826	43,903	311,729
Zone 2	417,700	541,860	200,000	341,860	124,728	466,588
Zone 3	446,787	450,297	374,554	75,742	49,831	125,573
	36,850,842	37,831,454	22,985,552	14,845,902	1,763,145	16,609,047

*Obligated Funds represent amounts allocated but not yet transferred to the projects.

City of Durham, North Carolina
Planned Debt Issuance as of December 31, 2015

As part of the annual budget process, the City Council approved a number of projects in the 2016-2021 Capital Improvement Plan and had previously approved other capital projects in the prior year's CIP. The City is evaluating the use of a line of credit to provide interim funding for projects that have been previously approved during the annual CIP process, which may be finalized in the 3rd or 4th quarter of this fiscal year.

Reimbursement Resolutions

At the August 2nd, 2010, City Council meeting, Council adopted a resolution delegating authority to approve individual Reimbursement Resolutions to the Finance Director. This delegation of authority included the requirement to report to Council on a quarterly basis about declarations of intent to reimburse itself. Pursuant to this requirement, during the current quarter of FY2015-16, the Finance Director did not adopt a reimbursement resolution.

CITY OF DURHAM, NORTH CAROLINA

Donations

For Quarter Ending December 31, 2015

Parks and Recreation Department

Public Works	250.00
HUMANA	1,000.00
Durham Center for Senior Life	2.55
Misc cash donations	41.80
	<hr/>
	1,294.35

Department of Housing and Community Development

Sharon Fowler	500.00
---------------	--------

Water into trees	581.77
-------------------------	--------

Total	<hr/> <u>\$ 2,376.12</u> <hr/>
-------	--------------------------------

Capital Improvements Program - Projects Listing
December 31, 2015 Quarterly Report
FY 2016 – Second Quarter

Culture & Recreation					
Projects	Financial Summary			Project Status	
Project Title	Authorized Budget	Expenditures/ Encumbrances	Available Balance	Latest Project Status Reports	Stoplight
Aquatic Updates (Pools) - Dehumidifier Units	\$643,000.00	\$42,927.00	\$600,073.00	(Jan/05/2016) Project Phase: Design Percent of Current Phase Complete: 20% Major Activities This Period: Edison Johnson Pool: Design Development drawings for the new dehumidification and ventilation system were reviewed in December. The schedule was updated due to a 3 month lead time on the units in order to not interfere with winter swim meet schedule. Campus Hills Pool: A request for qualifications was advertised to SLBE architecture firms. The submittals are due January 7, 2016. This is a larger project than Edison Johnson, involving moving the units from an inside room to a new outside concrete pad. Expected Date of Substantial Completion: (qtr/year) 4/2016	Green
Aquatics Upgrades - City-Wide Master Plan	\$120,000.00	\$0.00	\$120,000.00	(Dec/31/2015) Project Phase: Other Percent of Current Phase Complete: 50% Major Activities This Period: 1) The Aquatics Master Plan Request for Proposals (RFQ's) was advertised in October. 2) Eight consultant teams responded to the RFQ in November. 3) In December, four consultant teams were short-listed for interviews by the evaluation committee. The interviews will be held the first week in January. Expected Date of Substantial Completion: (qtr/year) 2/2017	Green

Capital Improvements Program - Projects Listing
December 31, 2015 Quarterly Report
FY 2016 – Second Quarter

Athletic Court Renovations	\$1,699,806.00	\$1,656,046.00	\$43,760.00	<p>Project Phase: Construction/Installation Percent of Current Phase Complete:50% Major Activities This Period: This project is comprised of multiple projects at various locations. Prior locations completed Rock Quarry (8 Tennis courts), Southern Boundaries (8 Tennis courts), Elmira (2 BB Courts; CR Woods (2 BB Courts) Elmira (8 Tennis Courts; Whippoorwill (8 Tennis Courts), East Durham (1 BB court), East End (2 BB courts), Lyon (2 BB courts).</p> <p>Currently active sites: 1. Forest Hills Park tennis courts are currently under construction and are anticipated to be complete in November 2015. (80%)</p> <p>2. Sherwood Park futsal courts are currently at the end of the design phase. Construction services will be bid in October 2015.</p> <p>Expected Date of Current Phase Completion: (qtr/year) 2/2016</p>	Green
ATT Parking Lot at Scott King Road	\$105,000.00	\$0.00	\$105,000.00	<p>(Dec/30/2015) Project Phase: Planning Percent of Current Phase Complete: 90% Major Activities This Period: Additional funding requirements have been identified. The RFP for design, surveying and permitting has been advertised. Upon selecting a designer and finalizing the programming and permitting requirements a revised cost estimate will determine if additional funding is required. Expected Date of Substantial Completion: (qtr/year) 2/2016</p>	Green
C.M. Herndon Park	\$220,000.00	\$0.00	\$220,000.00	(Dec/30/2015)	Green

**Capital Improvements Program - Projects Listing
December 31, 2015 Quarterly Report
FY 2016 – Second Quarter**

(Baseball Field Lights)				<p>Project Phase: Bid Percent of Current Phase Complete: 95% Major Activities This Period: A contract with the lighting manufacturer to fabricate and install the lighting for the two baseball fields is under review before City Council. A notice to proceed will be issued mid-January with a mid-March substantial completion date anticipated. Expected Date of Substantial Completion: (qtr/year) 2/2016</p>	
Crest St. Park (Baseball Field Lights)	\$235,000.00	\$0.00	\$235,000.00	<p>(Dec/30/2015) Project Phase: Planning Percent of Current Phase Complete: 15% Major Activities This Period: PM has met with the Lighting manufacturer/ installer to review scope, cost and schedule of the project. Final proposal will commence upon identifying the impacts of the Duke Energy easements and fence relocation plans. Expected Date of Substantial Completion: (qtr/year) 2/2016</p>	Green
Demolition DPR Structure	\$58,751.00	\$59,710.00	(\$959.00)	<p>(Dec/30/2015) Project Phase: Construction/Installation Percent of Current Phase Complete: 98% Major Activities This Period: Construction is completed for the phase I building demolitions project which included demolishing a restroom building at Northgate Park and Red Maple Park, A garage structure at Westpoint on the Eno park and a Concession building a Solite Park. Supplemental funding has allowed project to include deconstruction of the Duke Caretakers residence. Construction is 98% complete with Close-out items remaining. Expected Date of Substantial Completion: (qtr/year) 2/2016</p>	Green

**Capital Improvements Program - Projects Listing
December 31, 2015 Quarterly Report
FY 2016 – Second Quarter**

DPR Restroom Pilot Project - Portland Loo	\$200,000.00	\$0.00	\$200,000.00	(Jan/05/2016) Project Phase: Planning Percent of Current Phase Complete: 0% Major Activities This Period: Major Activities This Period: GS staff will be advertising a Request for Qualifications for professional services with an engineering firm to design the sewer connection between a sidewalk bathroom (Portland loo) and the existing sewer utility on Alston Ave. across from Long Meadow Park. Expected Date of Substantial Completion: (qtr/year) 4/2016	Green
Edgemont Park - Playground Equipment	\$200,000.00	\$4,150.00	\$195,850.00	(Dec/31/2015) Project Phase: Other Percent of Current Phase Complete: 0% Major Activities This Period: Project Phase: Planning Percent of Current Phase Complete: 0% Major Activities This Period: Current Year CIP Request FUNDED for \$200,000 to purchase (4) Adjacent lots and install new playground equipment. A signed Option to Purchase the adjacent lots was received 12/21/15. The transaction will be reviewed by the Attorney General's office as the seller is a non-profit-Review process initiated. Pending this review the item will be taken to City Council. Expected Date of Substantial Completion: (qtr/year) 4/2016	Green
Herndon Park Artificial Turf Soccer Field	\$900,000.00	\$789,089.00	\$110,911.00	(Dec/30/2015) Project Phase: Construction/Installation Percent of Current Phase Complete: 95% Major Activities This Period: The Contractor has achieved substantial completion for the field base work and the artificial turf contract. A separate fencing purchase order is underway to	Green

**Capital Improvements Program - Projects Listing
December 31, 2015 Quarterly Report
FY 2016 – Second Quarter**

				provide fencing, benches and goals. Completion is anticipated Mid-January, 2016. Expected Date of Substantial Completion: (qtr/year) 2/2016	
Lyon Park Upgrade 2014	\$600,494.00	\$549,662.00	\$50,832.00	(Oct/19/2015) Project Phase: Design Percent of Current Phase Complete: 5% Major Activities This Period: This project has been handed off to Public Works for completion. Survey is underway to begin sidewalk design. Construction is currently anticipated to begin in the spring of 2016. Expected Date of Substantial Completion: (qtr/year) 4/2016 Other Comments: All DPR components of the project have been 100% complete.	Yellow
Park Renovations	\$226,590.00	\$218,341.00	\$8,249.00	(Jan/05/2016) Project Phase: Other Percent of Current Phase Complete: 0% Major Activities This Period: Major Activities This Period: For updates on various park locations, refer to the site specific projects. Expected Date of Substantial Completion: (qtr/year) unknown	Green
Public Art Fund	\$20,000.00	\$0.00	\$20,000.00	(Jan/20/2016) Project Phase: Other Percent of Current Phase Complete: 0% Major Activities This Period: Mural celebration was conducted at the site of the mural. Expected Date of Substantial Completion: (qtr/year) unknown Other Comments: Staff is currently working process to re-evaluate to	Green

**Capital Improvements Program - Projects Listing
December 31, 2015 Quarterly Report
FY 2016 – Second Quarter**

				move future art projects forward.	
Twin Lakes Park Upgrades (Feasibility Study)	\$625,000.00	\$625,000.00	\$0.00	(Dec/31/2015) Project Phase: Construction/Installation Percent of Current Phase Complete: 98% Major Activities This Period: 1) Substantial Completion was achieved on 12/29/15. 2) Contractor is completing punch list items with completion expected by mid-January. Expected Date of Current Phase Completion: (qtr/year) 3/2016	Green
West Ellerbee Creek Trail - Phase II	\$940,000.00	\$406,216.00	\$533,784.00	(Jan/06/2016) Project Phase: Design Percent of Current Phase Complete: 90% Major Activities This Period: The environmental Programmatic Categorical Exclusion or "PCE" deliverable was approved by NCDOT. All greenway easements were secured by the City for this project. The Right of Way Certification application was submitted to NCDOT for review - approval anticipated April 2016. A TIP Amendment was submitted to NCDOT for additional Federal funding - approval anticipated July 2016. The Plans, Specifications, & Estimate ("PS&E") will be submitted to NCDOT review Feb 2016. Expected Date of Current Phase Completion: (qtr/year) 4/2016 Other Comments: ROW Certification, PS&E, and TIP amendment approval is required in order to be granted Construction Authorization. The City is not authorized to bid Construction or Construction Administration services until NC DOT issues Construction Authorization.	Green
Total for Culture & Recreation	\$6,793,641.00	\$4,351,142.00	\$2,442,499.00		

**Capital Improvements Program - Projects Listing
December 31, 2015 Quarterly Report
FY 2016 – Second Quarter**

Downtown Revitalization					
Projects	Financial Summary			Project Status	
Project Title	Authorized Budget	Expenditures/ Encumbrances	Available Balance	Latest Project Status Reports	Stoplight
Brick Paver Repairs	\$250,000.00	\$0.00	\$250,000.00	(Jan/08/2016) Project Phase: Other Percent of Current Phase Complete: 0% Major Activities This Period: This project is scheduled to begin in the summer of 2017. Expected Date of Substantial Completion: (qtr/year) unknown Other Comments: This project will repair brick paver sidewalks with safety issues in the core Downtown area.	Green
Durham Armory Upgrades II	\$999,703.00	\$992,602.00	\$7,101.00	(Jan/05/2016) Project Phase: Completed Percent of Current Phase Complete: 100% Major Activities This Period: Major Activities This Period: PROJECT COMPLETED OCTOBER 2015 Expected Date of Substantial Completion: (qtr/year) 1/2016	Green
Total for Downtown Revitalization	\$1,249,703.00	\$992,602.00	\$257,101.00		

Capital Improvements Program - Projects Listing
December 31, 2015 Quarterly Report
FY 2016 – Second Quarter

General Services					
Projects	Financial Summary			Project Status	
Project Title	Authorized Budget	Expenditures/ Encumbrances	Available Balance	Latest Project Status Reports	Stoplight
400 Cleveland St Exterior Restoration	\$612,000.00	\$609,783.00	\$2,217.00	(Dec/31/2015) Project Phase: Construction/Installation Percent of Current Phase Complete: 99% Major Activities This Period: All project work is complete with minor punch list items remaining. However, a proposal to have additional masonry repairs added to the contract is currently under review. Additional funding for lighting was allocated to the project, and a PO was issued. Duke Energy will pay a portion of the lighting improvements, which will save energy and add exterior security lighting. Expected Date of Substantial Completion: (qtr/year) 3/2016	Red Unforeseen conditions have extended the project duration beyond 20% of the original schedule.
ADA Compliance	\$336,114.00	\$337,713.00	(\$1,599.00)	(Jan/05/2016) Project Phase: Design Percent of Current Phase Complete: 30% Major Activities This Period: Public Works Operations Center ADA Restroom Upgrades bidding completed and bids are in line with project estimates, EO/EA reviewing selected firm, award contract by 2/1/16, anticipated construction completion 6/1/16. Lake Mickie Dock accessibility improvements RFP design consultant has been selected and we are in schematic design, anticipated construction completion 12/31/16 (factoring minimizing impacts to summer boating season). Valley Springs and West Point on Eno Professional Services RFQ issued and shortlisted two firms and interviews will be completed in January 2016.	Green

**Capital Improvements Program - Projects Listing
December 31, 2015 Quarterly Report
FY 2016 – Second Quarter**

				Expected Date of Substantial Completion: (qtr/year) 4/2016	
Cemeteries Upgrade	\$1,560,000.00	\$382,663.00	\$1,177,337.00	(Dec/31/2015) Project Phase: Design Percent of Current Phase Complete: 67% Major Activities This Period: 1) Site Plans have been revised and resubmitted to the Planning Dept. Site Plan approval is expected by mid-February. The design phase is fully funded but there will be a CIP request for construction funding to complete the Priority One scope of work. Expected Date of Substantial Completion: (qtr/year) 1/2017	Green
City Hall and Annex Building Envelope	\$7,250,057.00	\$7,196,524.00	\$53,533.00	(Jan/04/2016) Project Phase: Completed Percent of Current Phase Complete: 98% Major Activities This Period: All project work is complete, and substantial completion was achieved on 10/13/15 as scheduled. Minor punchlist items remain. Expected Date of Substantial Completion: (qtr/year) 3/2016	Green
City-Wide Security Upgrades- Ph. I	\$543,000.00	\$0.00	\$543,000.00	(Jan/04/2016) Project Phase: Planning Percent of Current Phase Complete: 8% Major Activities This Period: Request for Qualifications for Security Assessment and Strategic Plan was issued with nine (9) submitters submitting Statements of Qualifications. These are currently being reviewed by evaluation committee to arrive at a shortlist of most qualified candidates and interviews of those submitters to follow shortly thereafter. Expected Date of Substantial Completion: (qtr/year) 3/2016	Green

Capital Improvements Program - Projects Listing
December 31, 2015 Quarterly Report
FY 2016 – Second Quarter

DPR Operations Facility	\$2,186,545.00	\$2,077,508.00	\$109,037.00	(Jan/05/2016) Project Phase: Other Percent of Current Phase Complete: 99% Major Activities This Period: Major Activities This Period: The Project Civil Engineer has submitted the final pond certification package to the City Stormwater Dept. for sign off. Upon gaining compliance; GC will receive Final CO Other Comments: Expected Date of Substantial Completion: (qtr/year) 2/2016	Green
Energy Management	\$854,490.00	\$808,047.00	\$46,443.00	(Jan/05/2016) Project Phase: Construction/Installation Percent of Current Phase Complete: 5% Major Activities This Period: <ol style="list-style-type: none"> 1. City Hall- the new energy-savings lighting and controls for the interior of City Hall has bid and the contract is at the vendor for signature. 2. The new HVAC System for the City Council Committee Room has completed drawing review and will bid in January 2016. 3. Fire Admin Controls are complete. 4. FS#2 the new HVAC system is under construction with a local contractor and will be completed 3/2016. 5. Several lighting projects with Duke Energy - Small Business Energy Saver program - are underway. Duke Energy pays a portion of the construction cost. Expected Date of Substantial Completion: (qtr/year) 1/2017	Green
Facilities and Operations Staff Fall Protection	\$124,000.00	\$0.00	\$124,000.00	(Oct/16/2015) Project Phase: Planning Percent of Current Phase Complete: 100%	Green

Capital Improvements Program - Projects Listing
December 31, 2015 Quarterly Report
FY 2016 – Second Quarter

				<p>Major Activities This Period: Bidding anticipated in February for both Edison Jonson and Fleet Administration.</p> <p>Expected Date of Substantial Completion: (qtr/year) 4/2016</p>	
General Fund Fleet Vehicles	\$7,788,112.00	\$6,069,050.00	\$1,719,062.00	<p>(Jan/06/2016)</p> <p>Project Phase: Other</p> <p>Percent of Current Phase Complete: 50%</p> <p>Major Activities This Period: 80% of vehicles have requisitions or PO's, some are still awaiting approval, but funding has been allocated in MUNIS.</p> <p>Expected Date of Substantial Completion: (qtr/year) 3/2016</p>	Green
Landfill Road Relocation	\$400,000.00	\$400,000.00	\$0.00	<p>(Jan/19/2016)</p> <p>Project Phase: Other</p> <p>Percent of Current Phase Complete: 0%</p> <p>Major Activities This Period: This project is on hold until other City priorities are addressed</p> <p>Expected Date of Substantial Completion: (qtr/year) unknown</p>	Yellow Under Review in the CIP Pre list updates.
New Sign & Signal Shop	\$4,130,000.00	\$1,901,473.00	\$2,228,527.00	<p>(Dec/30/2015)</p> <p>Project Phase: Design</p> <p>Percent of Current Phase Complete: 10%</p> <p>Major Activities This Period: Designer has initiated additional testing, analysis, and investigations. Programming phase completion is anticipated mid-late January and will continue right into schematic design afterwards.</p> <p>Expected Date of Substantial Completion: (qtr/year) 2/2016</p>	Green
Total for General Services	\$25,784,318.00	\$19,782,761.00	\$6,001,557.00		

Capital Improvements Program - Projects Listing
December 31, 2015 Quarterly Report
FY 2016 – Second Quarter

Other Enterprise Funds					
Projects	Financial Summary			Project Status	
Project Title	Authorized Budget	Expenditures/ Encumbrances	Available Balance	Latest Project Status Reports	Stoplight
Parking Garages - Elevator Modernizations	\$391,000.00	\$2,450.00	\$388,550.00	(Dec/31/2015) Project Phase: Planning Percent of Current Phase Complete: 60% Major Activities This Period: GSD contracted with Stewart Elevator Consulting, LLC (SEC) to complete an indepth assessment of each elevator in the Project. The Report will be used to establish a comprehensive scope-of-work for modernization design services. Both Stewart Consulting and an Engineering Firm will be contracted to prepare construction documents for issue to Contractors in 3rd quarter 2016. Expected Date of Current Phase Completion: (qtr/year) 3/2016	Green
Transit Fleet Vehicles	\$4,650,000.00	\$0.00	\$4,650,000.00	(Jan/14/2016) Project Phase: Other Percent of Current Phase Complete: 0% Major Activities This Period: Project Phase: Bid Percent of Current Phase Complete: 0% Major Activities This Period: Bids were due on December 18, 2015. Only one bid received. Finalizing review of the bid with recommendation coming forward to City Council for approval for March 2, 2016 meeting. Expected Date of Current Phase Completion: (qtr/year) 2/2016	Green
Total for Other Enterprise Funds	\$5,041,000.00	\$2,450.00	\$5,038,550.00		

**Capital Improvements Program - Projects Listing
December 31, 2015 Quarterly Report
FY 2016 – Second Quarter**

Public Protection					
Projects	Financial Summary			Project Status	
Project Title	Authorized Budget	Expenditures/ Encumbrances	Available Balance	Latest Project Status Reports	Stoplight
911 Facility --- CONSOLIDATED with PD headqtrs 2015	\$650,000.00	\$0.00	\$650,000.00	(Apr/06/2015) Project Phase: Design Percent of Current Phase Complete: 1% Major Activities This Period: 1. Construction Manager at Risk contracts approved by City Council on 3/2 and entered into OnBase for City Manager signature on 4/6. 2. Professional Services contracts approved by City Council on 3/2, was executed on 3/31, and a Notice to Proceed was issued on 3/31. 3. Additional Environmental and Asbestos surveys were completed on 3/11. 4. Land acquisition was completed on 3/26 and 3/30. 5. Validation Interviews scheduled for 4/8 to 4/10. 6. Community Visioning Session set for 4/16. Press release sent out on 4/1. Expected Date of Substantial Completion: (qtr/year) 2/2016	Green
Camden Ave. Radio Building	\$1,293,036.00	\$1,274,653.00	\$18,383.00	(Jan/05/2016) Project Phase: Construction/Installation Percent of Current Phase Complete: 99% Major Activities This Period: The drainage improvements around the building are now complete and proved successful during the heavy December rains. A PO with the original landscaping firm has been issued to finalize the project for final certificate of occupancy. Temporary CO was issued in Summer 2014, prior to sidewalk completion. Expected Date of Substantial	Green

**Capital Improvements Program - Projects Listing
December 31, 2015 Quarterly Report
FY 2016 – Second Quarter**

				Completion: (qtr/year) 3/2016	
Digital File Management System	\$258,500.00	\$255,889.00	\$2,611.00	(Jan/4/2016) Project Phase: Final billing Percent of Current Phase Complete: 100% Major Activities This Period: Received / paid final invoice from Sungard Public Sector, Inc. Expected Date of Current Phase Completion: (qtr/year) 2/2016 Other Comments: Project is 100% complete	Green
DPD Firing Range Restroom Facility	\$258,581.00	\$0.00	\$258,581.00	(Dec/31/2015) Project Phase: Planning Percent of Current Phase Complete: 11% Major Activities This Period: Major Activities This Period: Todd Tingler with GSD is now the Project Manager. To-date there has been little to no progress on this Project. Current budget stands at \$221,000.00 which should be sufficient unless the scope has changed. GSD will continue to contact DPD to set a meeting at the Firing Range Site to review the Project's scope, funding, schedule and water & sewer certificate status. Expected Date of Substantial Completion: (qtr/year) 4/2016	Green
Fire Admin Building Updates - Roof, Env & HVAC	\$730,000.00	\$0.00	\$730,000.00	(Jan/04/2016) Project Phase: Design Percent of Current Phase Complete: 55% Major Activities This Period: Request for Qualifications is being drafted to select consultant for professional design services for roof/envelope & HVAC renovation work. Expected Date of Substantial Completion: (qtr/year) 4/2016	Green

Capital Improvements Program - Projects Listing
December 31, 2015 Quarterly Report
FY 2016 – Second Quarter

Fire Station #1 Upgrade	\$553,523.00	\$94,651.00	\$458,872.00	(Jan/07/2016) Project Phase: Design Percent of Current Phase Complete: 98% Major Activities This Period: Construction drawings for HVAC renovations have been prepared by the Mechanical Engineering firm (RDK) to complete performance and control upgrades for the failing/ inefficient HVAC systems in the facility. Currently review of the drawings and specifications is nearly complete. The project manual is being prepared in order to solicit bids for demolition of the existing HVAC system and installation of new units and ductwork reconfiguration. Expected Date of Substantial Completion: (qtr/year) 2/2017	Green
Fire Station #17	\$250,000.00	\$0.00	\$250,000.00	(Jan/04/2016) Project Phase: Planning Percent of Current Phase Complete: 95% Major Activities This Period: Statements of Qualifications have been received from Design-Build firms/partnerships. Review is underway by evaluation committee with interviews of candidates anticipated mid-January, 2016. Expected Date of Substantial Completion: (qtr/year) 3/2016	Green
Fire Station #18	\$1,000,000.00	\$0.00	\$1,000,000.00	(Jan/04/2016) Project Phase: Land/ROW Acquisition Percent of Current Phase Complete: 5% Major Activities This Period: This new Fire Station will provide improved City service and quicker emergency response times and is important in order to keep up with the growth experienced in the area. Real Estate and Project Management Divisions are currently investigating	Green

**Capital Improvements Program - Projects Listing
December 31, 2015 Quarterly Report
FY 2016 – Second Quarter**

				<p>site possibilities for this new facility. Design and construction funds are identified in outlying years with target completion of the station anticipated Fall 2018.</p> <p>Expected Date of Substantial Completion: (qtr/year) 4/2016</p> <p>Other Comments: Fire response coverage for this area is currently covered by Fire Station 6, Fire Station 16, and Fire Station 12.</p>	
Fire Station #9	\$4,321,600.00	\$4,156,839.00	\$164,761.00	<p>(Jan/04/2016)</p> <p>Project Phase: Construction/Installation</p> <p>Percent of Current Phase Complete: 68%</p> <p>Major Activities This Period: 1. The City issued a letter of termination to poor performing general contractor, Morlando Construction, effective October 19, 2015. 2. North Carolina Department of Environmental Quality ("NCDEQ") issued a notice of violation for non-compliant erosion and sediment control systems which the City received on 10/20. Because the Contractor asserted the erosion control was in compliance and refused to provide corrective action, the City hired a specialty BPM contractor to repair the erosion and sediment control systems. The work is complete, and the City is awaiting correspondence from NCDEQ that the repairs are in compliance. 3. At the Surety's request, the terminated General Contractor ("GC"), truss subcontractor, GC's inspector, City's 3rd party inspector were onsite from 11/12 to 11/17, making additional repairs to the trusses as outlined in the Engineer of Record's ("EOR") correspondence. The EOR identified 14 remaining truss issues that need resolution. Completion and approval of the trusses still requires other inspection items that are ongoing and will require additional coordination between</p>	<p>Red Project delayed due to non performing contractor.</p>

**Capital Improvements Program - Projects Listing
December 31, 2015 Quarterly Report
FY 2016 – Second Quarter**

				<p>parties and may require additional work by the truss subcontractor. Completion date of truss work is currently unknown and is dependent upon results of independent inspections. 4. PM has created a file sharing site, in order to respond to Surety's request for documents. PM has also responded to records request from various subcontractors. 5. City and Landmark Corporation (a completion contractor on behalf of Surety) met on site on 12/7 to review the site. Landmark is conducting an investigation of the project on behalf of the Surety. Expected Date of Substantial Completion: (qtr/year) 2/2017</p>	
Police HQ Replacement & Annex	\$62,468,959.00	\$11,566,182.00	\$50,902,777.00	<p>(Jan/04/2016) Project Phase: Other Percent of Current Phase Complete: 0% Major Activities This Period: 1. 100% SD submittal was received and is under review. Staff relayed that Architect needs to develop massing and elevations, and Architect is progressing. The Architect will be submitting an addendum to the 100% submittal that incorporates changes resulting from the development of elevations and resulting changes to floor plans. 2. City Project Manager has incorporated Bluebeam review tool as part of the Submittal review process for this project. There will likely be a hybrid of Bluebeam and excel spreadsheet comments until all computers are updated and staff is trained on this tool. 3. Recombination plat was reviewed, approved, and recorded. 4. City Staff and the Architect met with City Development Review staff, who agreed that a concurrent site plan and construction drawing review is acceptable for this project. Staff has crafted a memo which needs to be sent to the Deputy City Manager of Development Review for approval. 5. Traffic Impact Analysis was</p>	Green

**Capital Improvements Program - Projects Listing
December 31, 2015 Quarterly Report
FY 2016 – Second Quarter**

				submitted and approved. No roadway improvements are proposed or required within the study area to accommodate the additional site traffic. 6. Required Site Plan Pre-submittal meeting was held in December. 7. Staff met with Terracon to discuss approach for environmental remediation. Terracon is in contact with state agency to give progress update and have completed a draft soil management which is under review. 8. Architect amendment 2 was executed for additional services required as part of the site concept approvals. Expected Date of Substantial Completion: (qtr/year) 1/2017	
Total for Public Protection	\$71,784,199.00	\$17,348,214.00	\$54,435,985.00		
Solid Waste					
Projects	Financial Summary			Project Status	
Project Title	Authorized Budget	Expenditures/ Encumbrances	Available Balance	Latest Project Status Reports	Stoplight
Solid Waste Annex and Truck Wash Feasibility Study	\$125,000.00	\$0.00	\$125,000.00	(Jan/04/2016) Project Phase: Planning Percent of Current Phase Complete: 25% Major Activities This Period: A project kick-off meeting was held on 11/12/15, and an RFQ for feasibility and schematic design services is currently being drafted, to be advertised in February 2016. Expected Date of Substantial Completion: (qtr/year) 3/2016	Green
Solid Waste Fleet Vehicles	\$1,700,000.00	\$1,643,144.00	\$56,856.00	(Jan/06/2016) Project Phase: Other Percent of Current Phase Complete: 90% Major Activities This Period:	Green

**Capital Improvements Program - Projects Listing
December 31, 2015 Quarterly Report
FY 2016 – Second Quarter**

				90% of vehicles are ordered. Expected Date of Substantial Completion: (qtr/year) 3/2016 Other Comments: Remainder has bids and is awaiting approval.	
Total for Solid Waste	\$1,825,000.00	\$1,643,144.00	\$181,856.00		
Stormwater					
Projects	Financial Summary			Project Status	
Project Title	Authorized Budget	Expenditures/ Encumbrances	Available Balance	Latest Project Status Reports	Stoplight
Drainage Repair of City Owned Properties	\$2,145,417.00	\$793,121.00	\$1,352,296.00	(Jan/11/2016) Project Phase: Other Percent of Current Phase Complete: 60% Major Activities This Period: Construction Contract SD-2013-01 Storm Drainage Repairs and Improvements – Project Manager – Dana Hornkohl – This construction project includes twenty-eight sites, twelve of which are drainage improvements on City owned property (seven sites at Maplewood Cemetery, Third Fork Creek Trail, Red Maple Park, Long Meadow Park Pool, Campus Hills Park, and Twin Lakes Park). All sites were completed as of December 2015. Staff is bringing a contract amendment before City Council on January 19, 2016 to authorize work on five additional sites, one of which is located on City owned property. Design Contract SD-2013-03 Third Fork Creek Stream Restoration - Project Manager – Greg Sousa - This professional services contract includes the design, permitting, and construction documents for a stream restoration of Third Fork	Green

**Capital Improvements Program - Projects Listing
 December 31, 2015 Quarterly Report
 FY 2016 – Second Quarter**

				<p>Creek south of Martin Luther King Junior Parkway. The project seeks to more permanently stabilize this reach of the stream to protect water quality and City infrastructure including a trail and sanitary sewer trunk lines. Design work was substantially completed in December 2015. The project is currently under review by several permitting agencies. The design contract is expected to be completed by March 2016. Construction Contract SD-2013-04 Routine Ditching and Pipe Replacement – Project Manager – Dana Hornkohl – This construction project includes routine pipe replacement as well as grading of existing road side ditches. Work at three sites on City owned property has been completed as of October 2015. The contract is expected to continue through May 2016. Construction Contract SD-2014-01 Municipal Separate Storm Sewer System (MS4) Inspections - Project Manager - Dana Hornkohl - This contract involves the video inspection and evaluation of portions of the City's storm sewer system for condition, verification, and illicit discharge detection. Work at four sites on City owned property has been completed. Work is planned at an additional six sites. The contract is expected to be completed by December 2016. Construction Contract SD-2015-02 Trenchless Pipe Repair – Project Manager – Dana Hornkohl – This construction contract involves the repair of compromised storm drainage pipe utilizing cured-in-place pipe and soil stabilization using polyurethane injection at eleven sites. Eight sites are located on City owned property. A Notice to Proceed will be issued in January 2016. Construction should last through July 2016.</p> <p>Expected Date of Substantial Completion: (qtr/year) 2/2017</p> <p>Other Comments:</p>	
--	--	--	--	---	--

**Capital Improvements Program - Projects Listing
December 31, 2015 Quarterly Report
FY 2016 – Second Quarter**

				None.	
Floodplain Management	\$225,000.00	\$165,526.00	\$59,474.00	<p>(Jan/11/2016) Project Phase: Other Percent of Current Phase Complete: 75% Major Activities This Period: Floodplain Mapping Modification – Project Manager – Graham Summerson – This project is a cooperative effort between the North Carolina State Floodplain Mapping Program and the City of Durham to update the National Flood Insurance Program (NFIP) Flood Insurance Rate Maps (FIRMs) for the City of Durham. The State is managing a consulting contract that is in the map release phase. The State and their consultant presented preliminary revised maps to the City in March 2015. Finalized maps should be presented to the City later in 2016. Unified Hazard Mitigation Assistance Grant Program – Project Manager – Graham Summerson - Stormwater & GIS Services Division staff participate on the Hazard Mitigation Planning Committee along with other City and County stakeholders. This committee is coordinated by Durham County Emergency Management. The mitigation plan includes a listing of properties that suffer from repetitive flood loss. The City applies to the Unified Hazard Mitigation Assistance Grant Program administered by the State on an annual basis and when the State presents non-routine grant opportunities (post disaster declarations, etc.). Eligible properties may receive grants for property acquisition and conversion to open space or elevation of structures above the floodplain. The Federal Government typically contributes 75% of the cost of the effort and the City is required to contribute 25% of the cost of the effort which can include in-kind services. The City is waiting on notification from the State and FEMA on the most</p>	Green

**Capital Improvements Program - Projects Listing
December 31, 2015 Quarterly Report
FY 2016 – Second Quarter**

				<p>recent application made in March 2015. Staff continues to participate in the development of the annual hazard mitigation plan update. Expected Date of Substantial Completion: (qtr/year) 2/2016 Other Comments: None.</p>	
Private Property Drainage Projects	\$3,046,370.00	\$2,552,569.00	\$493,801.00	<p>(Jan/11/2016) Project Phase: Other Percent of Current Phase Complete: 55% Major Activities This Period: Construction Contract SD-2012-02 University Drive Culvert – Project Manager – Dana Hornkohl – This project involves providing assistance to a commercial property owner with a culvert system in poor condition. The North Carolina Department of Transportation (NCDOT) has evaluated the condition of their existing culvert immediately downstream and made the decision to replace the system. NCDOT is evaluating replacement options. This project is in the analysis phase. Construction Contract SD-2013-01 Storm Drainage Repairs and Improvements – Project Manager – Dana Hornkohl – This construction project includes twenty-eight sites, five of which are private drainage assistance projects located on private property. Four of these sites have been completed and work on the remaining site will be completed by February 2016. Staff is bringing a contract amendment before City Council on January 19, 2016 to authorize work on five additional sites, one of which is located on private property. Construction Contract SD-2014-01 Municipal Separate Storm Sewer System (MS4) Inspections - Project Manager - Dana Hornkohl - This contract involves the video inspection and evaluation of portions of the City's storm sewer system for condition, verification, and illicit</p>	Green

**Capital Improvements Program - Projects Listing
December 31, 2015 Quarterly Report
FY 2016 – Second Quarter**

				<p>discharge detection. Work at one site on private property has been completed. Work is planned at an additional two sites. The contract is expected to be completed by December 2016. Construction Contract SD-2015-02 Trenchless Pipe Repair – Project Manager – Dana Hornkohl – This construction contract involves the repair of compromised storm drainage pipe utilizing cured-in-place pipe and soil stabilization using polyurethane injection at eleven sites. One site is located on private property. A Notice to Proceed will be issued in January 2016. Construction should last through July 2016.</p> <p>Expected Date of Substantial Completion: (qtr/year) 2/2017 Other Comments: None.</p>	
Stormwater Fleet Vehicles	\$2,417,256.00	\$1,293,361.00	\$1,123,895.00	<p>(Jan/06/2016) Project Phase: Other Percent of Current Phase Complete: 20% Major Activities This Period: Vehicles have been ordered. Expected Date of Substantial Completion: (qtr/year) 3/2016 Other Comments: Awaiting bid returns for the remainder of vehicles.</p>	Green
Stormwater Infrastructure & BMP Improvements	\$6,665,700.00	\$5,516,736.00	\$1,148,964.00	<p>(Jan/11/2016) Project Phase: Other Percent of Current Phase Complete: 55% Major Activities This Period: Construction Contract SD-2013-01 Storm Drainage Repairs and Improvements – Project Manager – Dana Hornkohl – This construction project includes twenty-eight sites, eleven of which are pipe replacements and intersection improvements within City maintained rights-of-way.</p>	Green

**Capital Improvements Program - Projects Listing
 December 31, 2015 Quarterly Report
 FY 2016 – Second Quarter**

				<p>These sites have been completed. Staff is bringing a contract amendment before City Council on January 19, 2016 to authorize work on five additional sites, three of which are within City rights-of-way. Construction Contract SD-2013-04 Routine Ditching and Pipe Replacement – Project Manager – Dana Hornkohl – This construction project includes routine pipe replacement as well as grading of existing road side ditches. Work at two sites within City maintained rights-of-way was completed as of December 2015. Work at four additional sites is expected to begin in January 2016. The contract is expected to continue through May 2016. Construction Contract SD-2014-01 Municipal Separate Storm Sewer System (MS4) Inspections - Project Manager - Dana Hornkohl - This contract involves the video inspection and evaluation of portions of the City's storm sewer system for condition, verification, and illicit discharge detection. Work at four sites within City maintained rights-of-way has been completed. Work is planned at an additional site. The contract is expected to be completed by December 2016. Construction Contract SD-2015-01 East Main Street Culvert Stabilization – Project Manager – Dana Hornkohl – This construction contract involves the stabilization of a 6-foot by 6-foot concrete box culvert underneath East Main Street near North Maple Street. A Notice to Proceed will be issued in January 2016. Construction should last through July 2016. Construction Contract SD-2015-02 Trenchless Pipe Repair – Project Manager – Dana Hornkohl – This construction contract involves the repair of compromised storm drainage pipe utilizing cured-in-place pipe and soil stabilization using polyurethane injection at eleven sites. Two sites are located within City maintained rights-of-way. A</p>	
--	--	--	--	--	--

Capital Improvements Program - Projects Listing
December 31, 2015 Quarterly Report
FY 2016 – Second Quarter

				<p>Notice to Proceed will be issued in January 2016. Construction should last through July 2016.</p> <p>Expected Date of Substantial Completion: (qtr/year) 2/2017</p> <p>Other Comments: None.</p>	
Stormwater Retrofitting	\$3,207,000.00	\$1,829,207.00	\$1,377,793.00	<p>(Jan/11/2016)</p> <p>Project Phase: Other</p> <p>Percent of Current Phase Complete: 20%</p> <p>Major Activities This Period: Algae Turf Scrubber Technology Pilot Study (49% complete) Installation of the system is complete. The operation and monitoring phase continues. Regenerative Stream Conveyance Retrofit Grant Project in Third Fork Creek Watershed (75% complete) Construction is complete and monitoring is 75% done. South Ellerbe Wetland and Stream Restoration (1% complete) The property has been acquired for the project.</p> <p>Expected Date of Substantial Completion: (qtr/year) 2/2020</p>	Green
Watershed Planning & Implementation	\$5,194,774.00	\$5,171,605.00	\$23,169.00	<p>(Jan/11/2016)</p> <p>Project Phase: Other</p> <p>Percent of Current Phase Complete: 65%</p> <p>Major Activities This Period: Little Lick Creek Watershed Plan (79% complete).The watershed modeling reports on the use of the WARMF and SWMM water quality modeling have been reviewed and are being finalized. The watershed assessment report is final. A public meeting was held on Nov 12, 2015 to receive comments on the evaluation of the fieldwork and watershed assessment. Eno River Watershed Plan Project (0% complete) Contract negotiation with the selected consultant are underway.</p> <p>Expected Date of Current Phase Completion:</p>	Green

**Capital Improvements Program - Projects Listing
December 31, 2015 Quarterly Report
FY 2016 – Second Quarter**

				(qtr/year) 4/2016	
Total for Stormwater	\$22,901,517.00	\$17,322,125.00	\$5,579,392.00		
Transportation					
Projects	Financial Summary			Project Status	
Project Title	Authorized Budget	Expenditures/Encumbrances	Available Balance	Latest Project Status Reports	Stoplight
Carver Street Extension	\$7,185,000.00	\$2,077,369.00	\$5,107,631.00	(Jan/08/2016) Project Phase: Bid Percent of Current Phase Complete: 95% Major Activities This Period: The Bids for construction have been received and are under consideration. The next step will be to take the recommendation to City Council to award the contract. There may be delays in beginning the project. Duke Energy has not relocated their utility poles, making it difficult for the City's Contractor to grade the site. Duke Energy is also taking a stance that the City must secure the necessary utility easements on Duke Energy's behalf. Such an acquisition is outside the City's authority and the respective attorney's for the City and Duke Energy are working on the legal issues. Expected Date of Substantial Completion: (qtr/year) 1/2016 Other Comments: This project extends Carver Street in northeastern Durham from Danube Lane to Old Oxford Highway	Green
Dirt/Petition Street Paving	\$250,000.00	\$0.00	\$250,000.00	(Jan/08/2016) Project Phase: Design Percent of Current Phase Complete: 0%	Green

**Capital Improvements Program - Projects Listing
December 31, 2015 Quarterly Report
FY 2016 – Second Quarter**

				<p>Major Activities This Period: Design of these streets has been transferred to the internal Public Works Design staff and is underway. Expected Date of Substantial Completion: (qtr/year) 2/2017 Other Comments: Funding of these projects are used to pave gravel or dirt streets. The projects have been ordered by City Council once a successful petition has been completed by the property owners, or have been ordered under City Councils Enabling Act Authority. Currently there are nine streets ordered by Council for paving.</p>	
Duke Belt Line Trail	\$297,700.00	\$0.00	\$297,700.00	<p>(Jan/11/2016) Project Phase: Other Percent of Current Phase Complete: 0% Major Activities This Period: The project's federal agreement and NCDOT agreements were executed. The project RFP was submitted for review and approval by NCDOT as required by the State. NCDOT provided RFP comments on December 8, 2015 and City responses were provided December 12, 2015. NCDOT approval is required before the RFP is released. Expected Date of Substantial Completion: (qtr/year) unknown</p>	Green
Failed and Struggling Development Infrastructure	\$3,611,903.00	\$0.00	\$3,611,903.00	<p>(Oct/16/2015) Project Phase: Other Percent of Current Phase Complete: 50% Major Activities This Period: Project Phase: Construction/Installation Percent of Current Phase Complete: 50% Major Activities This Period: Expected Date of Current Phase Completion: (qtr/year) 3/2017</p>	Green

**Capital Improvements Program - Projects Listing
December 31, 2015 Quarterly Report
FY 2016 – Second Quarter**

				<p>Other Comments: Project Phase: Other Percent of Current Phase Complete: 100% Major Activities This Period: Windemere - Construction Underway- Construction Underway. Ravenstone/Stonehill Estates - Settlement Complete. FY16 Paving Project in Spring of 2016...Failed to obtain necessary bids to open bids.</p> <p>Expected Date of Current Phase Completion: (qtr/year) 3/2016</p>	
Fayetteville / Buxton / Riddle Road Improvements	\$3,400,000.00	\$195.00	\$3,399,805.00	<p>(Jan/08/2016) Project Phase: Other Percent of Current Phase Complete: 95% Major Activities This Period: Acquisition to secure needed public right of way and construction easements is underway. Due to comments from NCDOT, parts of the project are being redesigned causing a delay in getting the project under construction. Expected Date of Substantial Completion: (qtr/year) 2/2016 Other Comments: This project will align Riddle Road with Buxton Street where they cross Fayetteville Street to improve intersection function and safety.</p>	Green
Fayetteville Road Improvements Ph. II	\$8,035,789.00	\$1,088,232.00	\$6,947,557.00	<p>(Jan/08/2016) Project Phase: Design Percent of Current Phase Complete: 95% Major Activities This Period: The consultant for this project, Kimley-Horn and Associates, is nearing completion of their work to design this widening to improve capacity and safety. NCDOT has offered a comment to the design travel and bike lane widths that required additional</p>	Green

**Capital Improvements Program - Projects Listing
December 31, 2015 Quarterly Report
FY 2016 – Second Quarter**

				redesign effort. Expected Date of Substantial Completion: (qtr/year) 2/2016 Other Comments: The selected corridor targeted for this work is Fayetteville Road from the Riddle Road intersection south to Barbee Road.	
Federal-State Matching Projects	\$5,300,690.00	\$162,315.00	\$5,138,374.00	(Jan/11/2016) Project Phase: Other Percent of Current Phase Complete: 0% Major Activities This Period: NCDOT right-of-way acquisition and utility relocation continues for the Old Durham Chapel Hill Rd. bike and pedestrian project. Duke Energy utilities are scheduled to be relocated in January and February. Water and sewer utility design is in progress. NCDOT expects project to be bid in September. Municipal (grant) agreements for four City managed bike and pedestrian projects have now been approved and are now moving into the RFQ process for final design. The projects are: Morreene Road (Erwin Rd. to Neal Rd.); Carpenter Fletcher Road (Woodcroft Pkwy. to Alston Ave.); Cornwallis Road (S. Roxboro St. to University Dr.); and Hillandale Road (I-85 to NC 147). Expected Date of Substantial Completion: (qtr/year) unknown	Green
Misc Thoroughfares and Street Improvements	\$586,352.00	(\$17.00)	\$586,368.00	(Jan/13/2016) Project Phase: Other Percent of Current Phase Complete: 0% Major Activities This Period: The project includes pedestrian signal upgrades at: Hillsborough Rd. and LaSalle St.; Anderson St. and Erwin Rd.; Vickers St./E. Forest Hills Blvd. and University Dr.; Shannon Rd. and University Dr.; and Miami Blvd. and Raynor St. Construction is 95%	Green

**Capital Improvements Program - Projects Listing
December 31, 2015 Quarterly Report
FY 2016 – Second Quarter**

				complete and is to be completed by March 2016. Project design and approval is underway for 11 additional pedestrian signal projects in FY 2016. Expected Date of Substantial Completion: (qtr/year) unknown	
New Sidewalk Construction-- CONSOLIDATED w/LF150	\$1,567,036.00	\$730,724.00	\$836,311.00	(Apr/10/2015) Project Phase: Design Percent of Current Phase Complete: 95% Major Activities This Period: This item funds various new sidewalk construction projects throughout the City. The percentage of completion is being reported for the contract SW-28 Barbee, Cornwallis and Fay Sidewalks. SW-28 Barbee, Cornwallis and Fay Sidewalks: The project manual for the project is being approved by the NCDOT to allow the City to bid the project. SW-33 Garrett Road Sidewalk: The project is complete. Expected Date of Substantial Completion: (qtr/year) 2/2015 Other Comments: Two New Sidewalk construction projects are anticipated for Fiscal Year 2015. The projects include: SW-28 Barbee, Cornwallis and Fay Sidewalks, SW-33 Garrett Road Sidewalk	Green
Petition Sidewalk Const. CONSOLIDATED W/ LF150	\$389,119.00	\$0.00	\$389,119.00	(Jul/24/2015) Project Phase: Other Percent of Current Phase Complete: 0% Major Activities This Period: There are no sidewalk petition projects approved by City Council at this time. Expected Date of Substantial Completion: (qtr/year) unknown Other Comments: This item funds various new petition sidewalk construction projects throughout the City. These projects can be requested by citizens through a	Green

Capital Improvements Program - Projects Listing
December 31, 2015 Quarterly Report
FY 2016 – Second Quarter

				petition process and approved by City Council.	
Sidewalk Repair, ADA and Gaps	\$200,000.00	(\$500,000.00)	\$700,000.00	(Jan/08/2016) Project Phase: Construction/Installation Percent of Current Phase Complete: 80% Major Activities This Period: Sidewalk repairs are underway as a part of Contract SW-38. Sidewalk Repairs will be completed on Ashe Street (From Maple to Briggs) both sides, on Guthrie Avenue (From Angier to Main) both sides, and on Buchanan Blvd. (From Club to W. Chapel Hill St.) at selected blocks. Expected Date of Current Phase Completion: (qtr/year) 2/2016 Other Comments: This CIP item addressed sidewalk repairs, ADA compliant curb ramps in the right-of-way, and short gap sidewalk construction projects.	Green
Street Paving & Maintenance	\$3,000,000.00	\$0.00	\$3,000,000.00	(Jan/08/2016) Project Phase: Construction/Installation Percent of Current Phase Complete: 95% Major Activities This Period: This project has been awarded and paving is complete. A punch list is being prepared for minor repairs. The streets paved include South Roxboro (Hillside to Umstead), North Point Blvd. and 15th Street. Expected Date of Substantial Completion: (qtr/year) 1/2016 Other Comments: Contract ST-274 is a project to repave various streets in the Durham City Limits.	Green
Traffic Calming	\$800,040.00	\$0.00	\$800,040.00	(Jan/11/2016) Project Phase: Other Percent of Current Phase Complete: 0%	Green

**Capital Improvements Program - Projects Listing
December 31, 2015 Quarterly Report
FY 2016 – Second Quarter**

				<p>Major Activities This Period: The Club Blvd. traffic calming project design/scope reevaluation with neighborhood, BPAC, and other interested parties continues. The project is currently awaiting a response from the neighborhood for their preference among the various presented alternative design options. The meeting outcome will determine next steps. The design firm preparing the project plans for the Duke/Gregson Street traffic calming (pedestrian improvements) project continues. The layout design is complete and the grading plans are being prepared. The project is scheduled to be bid this spring. The Markham/Mangum/Roxboro intersection raised curb island project is scheduled for construction in December 2016.</p> <p>Expected Date of Substantial Completion: (qtr/year) unknown</p>	
Total for Transportation	\$34,622,929.00	\$3,584,810.00	\$31,038,119.00		
Wastewater					
Projects	Financial Summary			Project Status	
Project Title	Authorized Budget	Expenditures/Encumbrances	Available Balance	Latest Project Status Reports	Stoplight
Enhanced Nitrogen Removal	\$12,645,469.00	\$0.00	\$12,645,469.00	<p>(Jan/21/2016) Project Phase: Design Percent of Current Phase Complete: 30% Major Activities This Period: This is an ongoing project that addresses biological treatment improvements at our Water Reclamation Facilities. Construction of carbon feed facilities at the North and South Durham Water Reclamation Facilities (WRFs) and a proprietary</p>	Green

**Capital Improvements Program - Projects Listing
December 31, 2015 Quarterly Report
FY 2016 – Second Quarter**

				biological nutrient removal process at the South Durham WRF are complete. The next set of design projects for continued biological treatment enhancements at NDWRF and SDWRF. Expected Date of Substantial Completion: (qtr/year) 4/2016	
Facility Paving	\$2,436,715.00	\$621,594.00	\$1,815,121.00	(Jan/21/2016) Project Phase: Planning Percent of Current Phase Complete: 50% Major Activities This Period: This is an ongoing CIP item that addresses paving and resurfacing needs at water/wastewater facilities. The most recent project in this annual CIP project was parking lot improvements at the Water Management Mist Lake facility. Expected Date of Substantial Completion: (qtr/year) unknown	Green
Orange Co. Economic Development Zone Improvements	\$579,000.00	\$0.00	\$579,000.00	(Jan/08/2016) Project Phase: Planning Percent of Current Phase Complete: 100% Major Activities This Period: Master planning for water and wastewater are completed. Orange County evaluated the costs and requested the City to analyze a reduced study area. Change order work associated with revised scope complete, final recommendations submitted to Orange County. Expected Date of Substantial Completion: (qtr/year) unknown	Green
Reclaimed Water Systems, Phases 1 & 2	\$1,955,829.00	\$0.00	\$1,955,829.00	(Jan/19/2016) Project Phase: Planning Percent of Current Phase Complete: 20% Major Activities This Period: Reclaimed Water Master Plan is under development. Potential reuse opportunities have been identified, and demand projections are being	Green

**Capital Improvements Program - Projects Listing
December 31, 2015 Quarterly Report
FY 2016 – Second Quarter**

				evaluated. Completion of plan expected in Fall of 2016. Expected Date of Substantial Completion: (qtr/year) unknown	
Sewer Collection System Rehabilitation	\$8,388,991.00	\$343,212.00	\$8,045,779.00	(Jan/01/2016) Project Phase: Other Percent of Current Phase Complete: 0% Major Activities This Period: Contract SR-57 2012 SSES: Final Cleaning/CCTV and Smoke Testing being finished. Contract SR-58: CIPP/MH Rehab: Approx 12000' of CIPP installed. MH rehab has been completed. SR-59 Chemical Root Control: Three releases of sites were issued and all work has been completed. Sanitary Sewer Eval, I/I Reduction: CDMSmith selected as consultant, contract in OnBase City Council Agenda queue. SR-61 2015 Point Repair Contract: Preconstruction meeting held, NTP issued, work has started. Expected Date of Substantial Completion: (qtr/year) unknown Other Comments: This is an ongoing CIP project where various projects are in different phases of planning, design, or construction.	Green
Sewer Extensions & Improvements	\$4,586,933.00	\$0.00	\$4,586,933.00	(Jan/08/2016) Project Phase: Design Percent of Current Phase Complete: 0% Major Activities This Period: Design of these sewer lines has been transferred to the internal Public Works Design staff. The first step will be to collect survey information. Expected Date of Substantial Completion: (qtr/year) 4/2018 Other Comments: This is an ongoing series of contracts to install	Green

Capital Improvements Program - Projects Listing
December 31, 2015 Quarterly Report
FY 2016 – Second Quarter

				sewer projects in response to citizen petitions.	
Southeast Regional Lift Station	\$4,700,000.00	\$0.00	\$4,700,000.00	(Jan/19/2016) Project Phase: Planning Percent of Current Phase Complete: 80% Major Activities This Period: Hazen and Sawyer selected for contract negotiations. Contract scope established, awaiting fee from Consultant Expected Date of Substantial Completion: (qtr/year) 4/2016	Green
Wastewater Process Rehabilitation	\$29,356,699.00	\$1,663,271.00	\$27,693,428.00	(Jan/14/2016) Project Phase: Design Percent of Current Phase Complete: 40% Major Activities This Period: Wastewater Process Rehabilitation is an ongoing CIP item where processes and major equipment are repaired or replaced at both the North Durham Water Reclamation Facility (WRF) and the South Durham WRF. Expected Date of Current Phase Completion: (qtr/year) 2/2017	Green
Water Management Facility Expansion	\$7,155,476.00	\$158,150.00	\$6,997,327.00	Project Phase: Design Percent of Current Phase Complete: 5% Major Activities This Period: Selected a firm to handle the project Program Management Finalizing the scope of work and fees for council approval. Program Manager will be preparing the RFQ's for Design and CMAR Services. Expected Date of Current Phase Completion: (qtr/year) 4/2017	Green
Total for Wastewater	\$71,805,112.00	\$2,786,227.00	\$69,018,886.00		

Capital Improvements Program - Projects Listing
December 31, 2015 Quarterly Report
FY 2016 – Second Quarter

Water					
Projects	Financial Summary			Project Status	
Project Title	Authorized Budget	Expenditures/ Encumbrances	Available Balance	Latest Project Status Reports	Stoplight
Brown WTP Expansion, Phase 2	\$13,577,957.00	\$5,536,881.00	\$8,041,076.00	(Jan/21/2016) Project Phase: Bid Percent of Current Phase Complete: 10% Major Activities This Period: Bidding for System Integration Services is currently underway with RFP's due January 21, 2016. Upon review and selection of systems integration services, the complete construction bid package will be advertised. Construction bids are expected to be received sometime in mid-March or early April. Expected Date of Current Phase Completion: (qtr/year) 2/2016	Green
Downtown East-West Reinforcing Main	\$2,350,000.00	\$0.00	\$2,350,000.00	(Jan/21/2016) Project Phase: Other Percent of Current Phase Complete: 5% Major Activities This Period: Project Phase: Route Study Percent of Current Phase Complete: 5% Major Activities This Period: Begin gathering data for use in evaluating potential routes for the large diameter transmission main. Other Comments: The planning phase was completed is 12/2015 with the award of the contract to Hazen-Sawyer. Expected Date of Current Phase Completion: (qtr/year) 2/2016	Green
Future Water	\$4,114,921.00	\$2,966,872.00	\$1,148,049.00	(Jan/19/2016)	Green

Capital Improvements Program - Projects Listing
December 31, 2015 Quarterly Report
FY 2016 – Second Quarter

Supply/Source Protection				<p>Project Phase: Land/ROW Acquisition Percent of Current Phase Complete: 50% Major Activities This Period: This is an on-going effort to protect the City's reservoirs by purchasing land around them within the water quality buffer. Properties near the reservoirs are considered for purchase as they become available. Purchase of 318 acres on Roberts Road has been approved by City Council, and transaction is pending. Expected Date of Substantial Completion: (qtr/year) unknown</p>	
Jordan Lake WTP	\$1,106,000.00	\$1,552,065.00	(\$446,065.00)	<p>(Jan/14/2016) Project Phase: Other Percent of Current Phase Complete: 20% Major Activities This Period: Department of Water Management and other Jordan Lake Partners continue to collaborate on planning projects related to a regional Jordan Lake WTP. Expected Date of Current Phase Completion: (qtr/year) Unknown</p>	Green
Lake Michie & Little River Rehabilitation	\$2,440,173.00	\$115,065.00	\$2,325,107.00	<p>(Jan/19/2016) Project Phase: Planning Percent of Current Phase Complete: 60% Major Activities This Period: This is an ongoing CIP project addressing regulatory, planning, operational, and equipment needs of the two reservoirs, intake structures, pumps, and impoundments. 50 year facility rehab and equipment replacement plan has been completed. Preventative Maintenance Procedures have been developed. Contract amendment is being scoped to perform first round of evaluation for future rehab projects. Expected Date of Substantial</p>	Green

Capital Improvements Program - Projects Listing
December 31, 2015 Quarterly Report
FY 2016 – Second Quarter

				Completion: (qtr/year) unknown	
Southeast Distribution System Expansion	\$5,947,000.00	\$940,497.00	\$5,006,503.00	<p>(Oct/08/2015)</p> <p>Project Phase: Construction/Installation</p> <p>Percent of Current Phase Complete: 75%</p> <p>Major Activities This Period:</p> <p>The 1.5 million gallon elevated storage tank on Page Rd. is 99% complete. Site work is being finished. Completion, Filling, Disinfection and putting on line is expected by Mid-March, 2016.</p> <p>The watermain extensions construction started in August. Construction Along Page Rd is continuing, followed by the tank watermain connection to US Rte 70, then near Miami Blvd between Hopkins Rd and Hwy 54.</p> <p>Watermain construction should be completed by March 2016.</p> <p>Expected Date of Current Phase Completion: (qtr/year) 3/2016</p>	Green
Teer Quarry Water Supply Project, Phase 2	\$15,516,950.00	\$1,552,342.00	\$13,964,608.00	<p>(Jan/21/2016)</p> <p>Project Phase: Planning</p> <p>Percent of Current Phase Complete: 50%</p> <p>Major Activities This Period:</p> <p>This project is on hold. The project is proposed to be restarted in 2016. Re-evaluation of the current Preliminary Engineering Report will be required.</p> <p>Expected Date of Substantial Completion: (qtr/year) unknown</p>	Green
Two-Inch Water Main Replacement	\$1,988,000.00	\$1,796,881.00	\$191,119.00	<p>(Jan/14/2016)</p> <p>Project Phase: Other</p> <p>Percent of Current Phase Complete: 0%</p> <p>Major Activities This Period:</p> <p>TEST</p> <p>Expected Date of Substantial Completion: (qtr/year) unknown</p>	Green

**Capital Improvements Program - Projects Listing
December 31, 2015 Quarterly Report
FY 2016 – Second Quarter**

Water & Sewer Fleet Vehicles	\$650,869.00	\$95,706.00	\$555,163.00	(Jan/06/2016) Project Phase: Other Percent of Current Phase Complete: 20% Major Activities This Period: 35% vehicles have requisitions or PO's Expected Date of Substantial Completion: (qtr/year) 3/2016 Other Comments: Remainder of vehicles are in the bidding process	Green
Water Distribution System Rehabilitation	\$11,215,385.00	\$1,108,080.00	\$10,107,305.00	(Jan/19/2016) Project Phase: Other Percent of Current Phase Complete: 50% Major Activities This Period: Significant number of projects currently in planning, design or construction including AC Water Line Replacement, Water Distribution Master Plan Update, and Durham Central Park Distribution Rehabilitation. Downtown Loop Water Line Replacement construction under way, approximately 80% complete. Central Park 90% design review meeting being scheduled, 50% drawings reviewed and provided comment American Tobacco District agenda approved, survey under way Expected Date of Substantial Completion: (qtr/year) unknown	Green
Water Facilities Rehabilitation	\$26,089,224.00	\$5,081,384.00	\$21,007,840.00	(Jan/21/2016) Project Phase: Design Percent of Current Phase Complete: 95% Major Activities This Period: Water Facilities Rehabilitation is an ongoing CIP item where processes and major equipment are repaired or replaced at the Brown Water Treatment Plant (WTP) and the Williams WTP. Current projects under this CIP item are in design: Williams Terminal Reservoir - Apron Replacement 90%	Green

Capital Improvements Program - Projects Listing
December 31, 2015 Quarterly Report
FY 2016 – Second Quarter

				complete Williams Terminal Reservoir Solids Removal - Design and Bid Phase - 90% Williams Back-up Generator - 95% Brown and Williams Expansion - 100% Expected Date of Substantial Completion: (qtr/year) 3/2016	
Water Regulatory Improvements	\$33,768,000.00	\$3,932,149.00	\$29,835,851.00	(Jan/21/2016) Project Phase: Design Percent of Current Phase Complete: 100% Major Activities This Period: Construction is complete for the first contract of this project. A second contract, part of the Brown WTP Expansion, addresses the LT2 Rules. The second phase of this work is tied into the progress of the Brown Plant Expansion. System Integration services has been advertised for bid, with RFP submittals due Jan. 21, 2016. After review and selection of system integration services the complete construction bid package will be advertised with bids expected in mid-March or early April. Expected Date of Substantial Completion: (qtr/year) 3/2016	Green
Water Residuals Handling	\$6,003,900.00	\$0.00	\$6,003,900.00	(Jan/21/2016) Project Phase: Design Percent of Current Phase Complete: 95% Major Activities This Period: New water plant residual process facilities are designed for the Williams and Brown Water Treatment Facilities. Engineer is in the process of completing and obtaining all environmental and construction permits. Expected Date of Current Phase Completion: (qtr/year) 2/2016	Green
Total for Water	\$124,768,379.00	\$24,677,922.00	\$100,090,457.00		